



REPUBLIC OF GHANA

**MINISTRY OF FINANCE**

# Annual Report

On the

## Petroleum Funds for 2020

Presented to Parliament on  
Friday, 12th March, 2021

As part of the presentation of the 2021 Budget Statement and Economic  
Policy and in accordance with Section 48 of the Petroleum Revenue  
Management Act, 2011 (Act 815) as Amended (Act 893)



On the Authority of His Excellency Nana Addo Dankwa Akufo-Addo,  
President of the Republic of Ghana



---

# ***The Annual Report on the Petroleum Funds for 2020***

---

To purchase copies of the Report, please contact the Public Relations Office of the Ministry

**Ministry of Finance**

Public Relations Office

New Building, Ground Floor, Room 001 and 003

P. O. Box MB 40

Accra – Ghana

The 2020 Annual Report on the Petroleum Funds is also available on the internet at:

[www.mofep.gov.gh](http://www.mofep.gov.gh)

---

# Acronyms and Abbreviations

ABFA	Annual Budget Funding Amount
APP	Asset Purchase Program
Bcf	Billion Cubic Feet
BoE	Bank of England
BoG	Bank of Ghana
Bopd	Barrels of Oil per Day
CAPI	Carried and Participating Interest
CDB	China Development Bank
ECB	European Central Bank
FOMC	Federal Open Market Committee
FPSO	Floating Production Storage and Offloading
GDP	Gross Domestic Product
GHF	Ghana Heritage Fund
GIIF	Ghana Infrastructure Investment Fund
GNPC	Ghana National Petroleum Corporation
GOG	Government of Ghana
GPFs	Ghana Petroleum Funds
GPP	Gas Processing Plant
GSF	Ghana Stabilisation Fund
GUSIP	Ghana Upstream Internship Project
IHUC	Installation Hook Up and Commissioning
ITLOS	International Tribunal for the Law of the Sea
LNG	Liquefied Natural Gas
MMBtu	Million British Thermal Units
MMscf	Million Standard Cubic Feet
NOC	National Oil Company
OPEC	Organisation of the Petroleum Exporting Countries
OCTP	Offshore Cape Three Points
PIAC	Public Interest Accountability Committee
PHF	Petroleum Holding Fund
PRMA	Petroleum Revenue Management Act, 2011 (Act 815), as amended
SGN	Sankofa-Gye Nyame
TEN	Tweneboa-Enyenra-Ntomme
T-MAIN	Treasury Main Account
TRP	Turret Remediation Project

---

# Contents

---

Acronyms and Abbreviations .....	iii
List of Tables .....	v
List of Figures .....	vi
Appendices .....	vii
Executive Summary .....	viii
SECTION ONE: INTRODUCTION.....	12
SECTION TWO: DEVELOPMENTS IN THE UPSTREAM PETROLEUM SECTOR IN 2020 .....	13
SECTION THREE: PETROLEUM RECEIPTS AND UTILISATION IN 2020.....	29
3.1 Petroleum Receipts .....	29
3.2 Distribution of 2020 Petroleum Receipts.....	32
3.3 Allocation and Utilisation of the 2020 Annual Budget Funding Amount (ABFA) .....	34
3.4 Utilisation of 2020 GNPC Allocations .....	40
SECTION FOUR: PERFORMANCE OF THE GHANA PETROLEUM FUNDS IN 2020 ....	45
4.1 Developments in the Global Fixed Income Market .....	45
4.2 Portfolio Performance of the Ghana Petroleum Funds .....	46
4.3 Withdrawal from the Ghana Stabilisation Fund.....	49
4.4 Outlook for 2021 .....	49
SECTION FIVE: AUDITED FINANCIAL STATEMENTS OF THE PETROLEUM FUNDS ..	50
SECTION SIX: CHALLENGES AND THE WAY FORWARD.....	51
6.1 Challenges.....	51
SECTION SEVEN: CONCLUSION .....	53

---

## List of Tables

Table 1: Details of Crude Oil Proceeds on Lifting Basis in 2020 (Jubilee) .....	15
Table 2: Details of Crude Oil Proceeds on Lifting Basis in 2020 (TEN) .....	17
Table 3: Details of Crude Oil Proceeds on Lifting Basis in 2020 (SGN).....	19
Table 4: Jubilee and TEN Raw Gas Supply.....	24
Table 5: Development of Regulations and Guidelines .....	25
Table 6: Crude Oil Liftings in 2020 (All Fields).....	29
Table 7: Crude Oil Liftings from Jubilee Field in 2020.....	29
Table 8: Crude Oil Liftings from TEN Field in 2020.....	30
Table 9: Crude Oil Liftings from SGN Field in 2020 .....	30
Table 10: Analysis of Petroleum Receipts .....	31
Table 11: Sources of Petroleum Receipts, 2020.....	31
Table 12: Distribution of Petroleum Receipts.....	33
Table 13: ABFA 2020 Allocation (2020 Budget Vrs, 2020 Revised Budget) .....	34
Table 14: ABFA Amount Spent in 2020 .....	36
Table 15: Breakdown of ABFA Unutilised balances from 2017-2019.....	36
Table 16: 2020 ABFA Actual Vs Revised Allocation .....	37
Table 17: 2020 ABFA Utilisation by Priority Area (In GH¢).....	38
Table 18: Utilisation of GNPC Share of Petroleum Revenue in 2020 .....	41
Table 19: Composition of GNPC Expenditures in 2020 .....	42
Table 20: Details of GNPC Exploration & Development Costs in 2020.....	43
Table 21: Returns on the Ghana Petroleum Funds, 2011-2020 .....	48

---

## *List of Figures*

Figure 1: Employment statistics for 2020 .....	28
Figure 2: Composition of Total Petroleum Receipts, 2020.....	32
Figure 3: Percentage Allocation of Revised ABFA by Priority Programme .....	35
Figure 4: Percentage Utilization of ABFA Receipts by Priority Programme .....	40
Figure 5: Returns on the Ghana Heritage Fund .....	47
Figure 6: Return on Ghana Stabilisation Fund .....	47

---

# Appendices

---

Appendix 1: MONTHLY CRUDE OIL PRODUCTION IN 2020 .....	54
Appendix 2: GAS DELIVERED TO THE GPP AND ORF FOR POWER GENERATION IN 2020.....	55
Appendix 3: DETAILS OF JUBILEE GAS UTILIZATION IN 2020.....	55
Appendix 4: DISTRIBUTION OF 2020 PETROLEUM RECEIPTS.....	56
Appendix 5: 2020 ABFA ALLOCATION (GH¢) .....	58
Appendix 6: DETAILS OF TEN GAS UTILIZATION IN 2020 .....	59
Appendix 7: DETAILS OF SANKOFA GAS UTILIZATION IN 2020 .....	59
Appendix 8: AUDITED FINANCIAL REPORT FOR THE YEAR ENDED 31ST DECEMBER 2018.....	60
Appendix 9: AUDITED FINANCIAL REPORT FOR THE YEAR ENDED 31ST DECEMBER 2019.....	65
Appendix 10: BREAKDOWN OF PROJECTED ABFA SPENDING BY PRIORITY AREA AND MDA .....	70
Appendix 11: DETAILS OF UTILISATION OF ABFA IN 2020 .....	71
Appendix 12: LIST OF PERSONS HOLDING POSITIONS AND QUALIFYING INSTRUMENTS .....	207



---

# Executive Summary

1. The 2020 Annual Report on the Petroleum Funds (GPFs) has been prepared pursuant to Section 48 of the Petroleum Revenue Management Act, 2011 (Act 815), as amended by Act 893, to cover the collection, utilization and management of petroleum revenues during the 2020 financial year. The Report is submitted to Parliament as part of the 2021 Budget Statement and Economic Policy of Government, as required by the above provision of the PRMA.
2. In spite of the impact of the Covid-19 pandemic on the upstream petroleum sector in 2020, the following major activities, among others, were undertaken:
  - a) In 2020, the Ghana Negotiating Team (GNT) constituted by the Minister for Energy continued its negotiation of Petroleum Agreements and engagement with bid winners of the Licensing Round and other companies which applied through direct negotiations;
  - b) The Ministry of Energy granted authorization to the Ghana National Petroleum Corporation (GNPC) in January 2020 pending parliamentary ratification to undertake exploration and production activities in the GH-WB-01 Block awarded to them in the Tano basin of Ghana;
  - c) The Ministry of Energy published an invitation for direct negotiations for Petroleum Exploration and Production Rights in respect of Block GH\_WB\_04 offshore. In addition, an invitation for direct negotiations for Petroleum Exploration and Production Licences for Fifteen (15) Blocks in the Eastern Basin-Offshore Ghana has been sent out for interested companies to apply;
  - d) In recognition of global health, safety and market challenges posed by COVID-19, the Pecan Field Development Project has been postponed in accordance with section 29 of the Petroleum (Exploration and Production) Act, 2016, (Act 919) until such a time when the situation normalizes. Nonetheless, the Contractor has commenced a process of identifying optimum alternative development concepts for the Pecan Field; and
  - e) The Ministry of Finance in collaboration with other stakeholders are working on the amendment of the Petroleum Revenue Management Act (PRMA) 2011, (Act 815) as amended and is expected to be finalised in 2021 and send to Cabinet and eventually to Parliament for approval. The revision of the PRMA among others, will enable the Fund Manager of the Ghana Petroleum Funds (Bank of Ghana) to diversify the investment instruments for the Ghana Petroleum Funds (GPFs),

---

particularly, the Ghana Heritage Fund, in a bid to increase the returns to the Funds. Other administrative bottlenecks in the implementation of the PRMA are also expected to be cured in the proposed amendment.

3. In the year under review, total crude oil production was 66.91 MMbbls against a projected Benchmark Revenue production volume of 70.2 MMbbls and the 2019 production of 71.4 MMbbls. Out of the total production volume of 66.91 MMbbls, Greater Jubilee produced 30.42MMbbls, Tweneboa-Enyenra-Ntomme (TEN) 17.80 MMbbls and Sankofa-Gye Nyame (SGN) 18.68 MMbbls.
4. Of the 66.91 MMbbls produced in 2020, GNPC lifted, on behalf of the State, 11.8 MMbbls (5.9 MMbbls from the Jubilee field, 4.0 MMbbls from TEN field and 1.9 MMbbls from SGN field).
5. A total of 88,418.88 MMsc (Million Standard Cubic Feet) of gas was delivered for power generation and non-power gas users in 2020. Of this volume, 56,459 MMScf was from SGN field, 26,415 MMScf from Greater Jubilee field and 5,545 MMScf from TEN field.
6. The average achieved crude oil price for 2020 was US\$43.3, relatively higher than the revised Benchmark price of US\$39.10 as presented in the 2020 Mid-Year Review of Fiscal Policy document and lower than the 2019 achieved price of US\$63.19.
7. Total petroleum receipts for 2020 was US\$666.39 million, against a projected revised receipt of US\$660.45 million and the 2019 receipt of US\$937.58 million. The 2020 petroleum receipts represent a decrease of 28.9 percent over that of 2019. This was due mainly to a reduction in crude oil production volumes and a lower average achieved crude oil price of US\$43.3, compared to US\$63.19 in 2019. Total revenue from crude oil liftings only was US\$496.29 in 2020.
8. Out of the total petroleum receipts of US\$666.39 million for 2020, US\$638.64 million was distributed to allowable designated accounts, namely, GNPC, ABFA, GPFs. The US\$638.64 million was distributed as follows:
  - i. GNPC was allocated a total of US\$198.65 million (Equity Financing Cost of US\$154.82 million and GNPC's share of the net Carried and Participating Interest of US\$43.83 million);
  - ii. The ABFA was allocated an amount of US\$273.38 million (GH¢1,514.8 million);
  - iii. The GPFs was allocated US\$166.61million with the GSF and the GHF receiving US\$116.63million and US\$49.98 million respectively.

- 
9. The ABFA receipt of US\$273.38million was lower than the revised ABFA allocation of US\$285.8million (GH¢1,656.2million) in the 2020 Mid-Year Review of Fiscal Policy document, reflecting the impact of Covid-19 on crude oil prices and production and their associated effects on petroleum receipts.
10. The accumulated unutilised ABFA balances from 2017-2019 was GH¢1,479.90 million which was utilised in 2020 as follows:
- GH¢471.59 million was transferred to the Road Fund to reduce the Fund's indebtedness to road contractors and creditor banks to avoid payment of interest on delayed payments;
  - Gh¢180.7 million was utilized under the Ministry of Roads and Highways for roads infrastructure; and
  - GH¢827.60 million, was utilized to partially meet the shortfall in ABFA receipts caused by the impact of the COVID-19 pandemic and its associated effects on crude oil prices globally. This could not be reported in the 2019 Annual Report because the transaction was yet to be finalised.
11. The total petroleum receipts utilised for ABFA priority areas in the 2020 Financial year amounted to GH¢2,771.1 million comprising:
- 2020 ABFA actual inflow of GH¢1,514.8 million;
  - GH¢1,008.3 million of accumulated ABFA balance from 2017 to 2019; and
  - GH¢248.02 million from Treasury main account to partly augment ABFA spending to make up for shortfalls in ABFA as a result of lower petroleum prices reflecting the impact of Covid-19 pandemic.
12. The total ABFA amount of GH¢2,771.1 million was utilised in the following priority areas:
- Agriculture (GH¢79.02 million);
  - Education and Health Service Delivery (GH¢698.24 million);
  - Roads, Rail and Other Critical Infrastructure (GH¢1,958.97 million); and
  - Industrial Development (GH¢31.80 million).
- Public Interest and Accountability Committee –PIAC received (GH¢3.09 million)
13. The total amount of money received by the GPFs were invested in qualifying instruments by the Bank of Ghana in line with the requirements of the PRMA. At the end of 2020, the closing balance for the Ghana Stabilisation Fund was US\$199.98 million and US\$644.78 million for the Ghana Heritage Fund. The return on investment

---

on the Ghana Heritage Fund in 2020 was 4.66% whilst the Ghana Stabilisation Fund returned 0.35%.

14. Government will continue to ensure transparency in the upstream petroleum sector by reporting appropriately on the production, revenue collection, management and the usage of the ensuing revenues.

---

## SECTION ONE: INTRODUCTION

1. Section 48 of the Petroleum Revenue Management Act, 2011 (Act 815), as amended (Act 893), requires the Minister for Finance to submit an Annual Report on the Petroleum Funds, as part of the presentation of the Annual Budget Statement and Economic Policy to Parliament.
2. In compliance with the above requirement, the 2020 Annual Report on the Petroleum Funds has been prepared. The report includes the following:
  - a) Receipts into and transfers from the Petroleum Holding Fund (PHF);
  - b) Deposits into the Ghana Petroleum Funds (GPFs), namely, the Ghana Stabilisation Fund (GSF) and the Ghana Heritage Fund (GHF);
  - c) Status of the audited report on the Petroleum Funds for 2018 and 2019; and
  - d) A Balance Sheet as at September 2018 and 2019, including a note listing the qualifying instruments of the GPFs.
3. This year's report also provides information on the status of implementation of ABFA-funded projects from January to December 2020, as required by Section 48 of the PRMA.
4. The 2020 Annual Report on the Petroleum Funds covers January to December 2020, giving a full year account on the collection, management and use of petroleum revenues in 2020.
5. This report is in seven sections. Section One is the Introduction, followed by a review of developments in the upstream petroleum sector in Section Two. Section Three presents petroleum receipts and utilisation, with Section Four discussing the performance of the GPFs. Section Five provides an update on the audited Financial Statements of the Petroleum Funds of the previous year and Section Six discusses the challenges and the way forward. The report ends with a conclusion in Section Seven.

---

## **SECTION TWO: DEVELOPMENTS IN THE UPSTREAM PETROLEUM SECTOR IN 2020**

7. The Government of Ghana through the Ministry of Energy reserved the shallow water Block for GNPC in 2018 during the launch of the 2018 Block Licensing Campaign.
8. Following the successful completion of the Licensing Rounds for the award of Petroleum Rights, the Honourable Minister for Energy constituted and swore in members of the Ghana Negotiating Team (GNT) on June 17, 2019 to negotiate Petroleum Agreements with bid winners and other companies which applied through Direct Negotiations. The GNT engaged the two winners of the Licensing Round in 2019 and continued into 2020 before the beginning of COVID-19 Pandemic. These companies are First Exploration and Petroleum Development Company (Ghana) Limited and ENI Ghana Exploration & Production Limited over the GH\_WB\_02 (Ghana Western Basin Block 02) and GH\_WB\_03 (Ghana Western Basin Block 03) respectively of the Republic of Ghana. The GNT is in the process of resolving the few outstanding issues in order to conclude negotiation with the two companies.
9. GNPC applied to the Minister of Energy in January 2020 for authorization to undertake exploration and production activities in the GH-WB-01 Block in the Tano basin of Ghana. The submission was in line with Section 11 (1) of Petroleum (Exploration & Production) Act 2016, (Act 919), and Regulation 36(1) of the Petroleum (Exploration & production) General Regulations, 2018 (LI 2359).
10. The Authorization was granted by the Ministry of Energy pending Parliamentary ratification, which was expected by end of November 2020, after Cabinet has approved the document.
11. Petroleum Agreement (PA) negotiations with Eni Ghana and First E&P Ltd is far advanced. The delay in completing the negotiations was occasioned by the Covid-19 pandemic. When completed, the negotiated PA would be sent to cabinet for approval and to Parliament for ratification in accordance with Article 268 (1) of the 1992 Constitution.
12. Pursuant to Subsection (9) of Section 10 of the Petroleum (Exploration and Production) Act, 2016, Act 919 and Regulation 19(6) of the Petroleum (Exploration and Production) (General) Regulations, L.I. 2359, the Ministry has published an invitation for direct negotiations for Petroleum Exploration and Production Rights in respect of Block GH\_WB\_04 offshore of the Republic of Ghana. Similarly, an invitation for direct negotiations for Petroleum Exploration and Production Licences for Fifteen (15) Blocks in the Eastern Basin-Offshore Ghana has been sent out for interested companies to apply.

- 
13. The Ministry of Energy has recently published the offshore map with eleven blocks in the Keta basin and one block in the Tano basin.
  14. CNOOC International, a global energy company and subsidiary of CNOOC Limited, has applied for Production Exploration and Production Right over 8,997.96 sq. km. of contract area in the Eastern Basin.

### ***Ghana National Petroleum Corporation***

15. GNPC continued to manage its interests in various petroleum licenses in Ghana's sedimentary basins. The Corporation, together with its upstream partners continued the production of crude oil and gas from the Greater Jubilee, TEN and SGN Fields.
16. Development and production operations in 2020 were stable, however there has been a marginal decline of about 6.77% in oil production compared to 2019, due primarily to the adverse impact of the Covid-19 pandemic on upstream operations. Gas offtake from upstream to power producers improved significantly by about 38.93% compared to the same period in 2019.
17. Total crude oil production achieved for 2020 was 66.91 million barrels of which Greater Jubilee was 30.42MMbbls, TEN was 17.80 MMbbls and SGN was 18.68 MMbbls. The average daily oil production of 182,914 barrels was 1.53% above the target of 180,150 barrels.
18. A total of 88,418.88 MMscf of gas was delivered for power generation and non-power gas users in 2020, of which 56,459MMScf was from SGN, 26,415MMScf from Greater Jubilee and 5,545MMScf from TEN. This translates to an average daily gas export of 241.8 MMScf compared to the annualised daily target of 220 MMScf and is 9.91% above target.

### ***Greater Jubilee Field***

19. Oil production from the Jubilee Field in 2020 was 30,424,539 barrels, compared to 31,915,377 barrels in 2019, representing a marginal decline of 4.90 percent.
20. The decline in oil production is as a result of deferral of work programmes due to Covid-19 induced restrictions to personnel movement. Programmes affected include the completion and hook-up activities of one (1) production well and the workover of one (1) water injection well.
21. Total oil production from inception (November 2010) to 31st December 2020 oil production is 312,462,457 barrels. Details of monthly production for 2020 are shown in **Appendix 1**.

22. The annualised daily average production as of 31st December 2020, was 83,127 barrels, a decrease from 87,439 barrels in 2019.

23. A total of 64,462.41 MMScf of associated gas was produced as of 31st December 2020 out of which 23,997MMScf was reinjected to maintain reservoir pressure, 26,414.88 MMScf was exported to the GNGC Atuabo Gas Processing Plant (GPP), 3,575.53 MMScf was utilized for power generation on the FPSO and 10,475.30 MMScf was flared. The monthly breakdown of gas supplied to the GPP in 2020 is shown in **Appendix 2** and details of gas utilization in 2020 in **Appendix 3**.

24. As of 31st December 2020, the Ghana Group had lifted six (6) cargoes, totalling 5,788,676 barrels from the Jubilee Field as shown in **Table 1**. The average achieved price for the six (6) cargoes was US\$40.248 per barrel, compared to the revised Benchmark Revenue oil price of US\$39.10 per barrel. The Ghana Group share constitutes 18.72 percent of the total lifting of 30,925,105 barrels by the JV Partners for the year under review.

**Table 1: Details of Crude Oil Proceeds on Lifting Basis in 2020 (Jubilee)**

No.	Item	Unit	JUBILEE					Sub-Total/ Avg
			1st Qtr	2nd Qtr	3rd Qtr		4th Qtr	
			53rd Lifting	54th Lifting	55th Lifting	56th Lifting	57th Lifting	
1	Date of Lifting	dd/mm/yy	4 Feb 2020	4 April 2020	23 Jun 2020	28 Aug 2020	7 Oct 2020	NA
2	Receipt Date	dd/mm/yy	5 Mar 2020	5 May 2020	23 Jul 2020	28 Sep 2020	6 Nov 2020	NA
3	Volume of lift	barrels	951,954	992,896	994,324	951,586	946,755	4,837,515
4	Selling Price	US\$	56.274	12.242	41.775	41.689	39.51	<b>38.298</b>
5	Pricing Option Fees	US\$	0.08	0.08	0.08	0.08	0.08	NA
6	Value of Lift	US\$Mn	53.65	12.23	41.62	39.75	37.48	185
		GH¢Mn	284.33	68.51	236.15	226.64	214.06	1,030

Source: Ministry of Finance/Bank of Ghana



- 
25. GNPC and its Greater Jubilee Field partners continued with its development activities in the field. The Maersk Venturer Drillship continued work on the J15-WI Suspension/Abandonment operations which was concluded on the 8th January 2020. The Maersk Venturer Drillship was then used for drilling activities on the J55-WI. The J55-WI was spudded on the 14<sup>th</sup> March 2020 to undertake top hole drilling. This activity ended on the 21<sup>st</sup> March 2020.
26. After the successful stabilization of the turret and the rotation of the FPSO Kwame Nkrumah (KNK) bearing to 205° in November 2018, the next milestones of the Turret Remediation Project (TRP) were:
- a) completion of the Permanent Spread Mooring (PSM);
  - b) installation of Shipboard Offloading Interface Package (SOIP); and
  - c) Oil Offloading System (OOSys).
27. The partnership completed the Turret Remediation Project (TRP) Permanent Spread Mooring (PSM) work scope in May 2020. Consequently, the FPSO Kwame Nkrumah is now a full spread moored FPSO.
28. The Shipboard Offloading Interface Package (SOIP) and Oil Offloading System (OOSys) projects which were expected to be completed by second quarter of 2020 have seen some delays because of the Covid-19 pandemic.
29. Oil Offloading System (OOSYS) CALM Buoy was fabricated in Estonia and towed to Ghana in first quarter of 2020. OOSYS CALM Buoy was subsequently installed offshore pending final execution scope and commissioning which was suspended due to COVID-19. Contractor aborted project due to 'Change of Law' by Government of Ghana causing an overall delay to the project which should have been completed by end of second quarter 2020. Contractor remobilized to complete the scope however, major failure occurred whilst installing Oil Offload line #2 (OOL #2). As a result, OOL #1 will be configured in a w-shape and pre-commissioned for use until 12-18 months time when OOL #2 will be available for installation and use.
30. The Jubilee Field FPSO KNK Asset Integrity Improvement Campaign & Engineering projects was about 50% completed. The remaining scope has been deferred to 2021. The main reason for the deferral is the Covid-19 restriction of personnel.
31. The major challenges of the Greater Jubilee Field are high water breakthrough (water cut), elevated Gas-oil-ratio (GOR) and gas handling especially gas export, all of which affect oil production in the Field.

### ***Tweneboa-Enyenra-Ntomme Field***

32. Oil production from the TEN Field was 17,802,536 barrels in 2020. Average daily oil production for the period stood at 48,641 barrels, against a planned daily average of 49,800 barrels, a decline of 2.33%. Inception-to- 31st December 2020 oil production stood at 89,447,751 barrels. Details of monthly production are shown in **Appendix 1**.
33. The Ghana Group lifted four (4) cargoes, totaling 3,929,139 barrels from the TEN Field during 2020, with average achieved price of US\$47.31 per barrel, compared to the revised Benchmark Revenue oil price of US\$39.10 per barrel as shown in **Table 2**.

**Table 2: Details of Crude Oil Proceeds on Lifting Basis in 2020 (TEN)**

No.	Item	Unit	TEN				Sub-Total
			1st Qtr		3rd Qtr	4th Qtr	
			14th Lifting	15th Lifting	16th Lifting	17th Lifting	
1	Date of Lifting	dd/mm/yy	15 Dec 2019	26 Feb 2020	22 Jun 2020	27 Sept 2020	NA
2	Receipt Date	dd/mm/yy	14 Jan 2020	27 Mar 2020	21 Jul 2020	27 Oct 2020	NA
3	Volume of lift	barrels	945,931	994,801	994,018	994,389	3,929,139
4	Selling Price	US\$	63.075	50.802	36.228	39.124	47.30725
5	Pricing Option Fees		0.05	0	0	0	0.0125
6	Value of Lift	US\$Mn	59.71	50.54	36.01	38.9	185
		GH¢Mn	330.6	274.82	204.23	222.05	1,032

Source: Ministry of Finance/Bank of Ghana

34. Associated gas produced from the TEN Field in 2020 was 58,674.67 MMScf, of which 40,865.68 MMScf was re-injected, 5,544.74 MMScf was exported, 3,982.22 MMScf was utilized on the FPSO for power generation and 8,282.03 MMScf was flared as shown in **Appendix 6**.
35. The Drilling and Completion campaigns for Nt09-P well were done using the Maersk Venturer Drillship albeit with significant operational challenges and high Non-Productive Time (NPT). Nt09-P was successfully spudded on 14th January 2020 after a failed attempt on 12th January due to string buckling. The Nt09-P well was successfully drilled and completed. Subsea infrastructure was installed and the well hooked up to the FPSO for production. The well came online on 1<sup>st</sup> August 2020.
36. Reservoir studies and production surveillance of Enyenra and Ntomme fields was performed during the period under review in order to ensure effective reservoir management and production optimization.

- 
37. The main challenge on the TEN Field is to do with gas export. This is due to lack of market for the gas and more lately the hydrate blockage on the gas export pipeline. Plans are underway to curb the blockage in pipeline while the market for gas is more of a long-term challenge. This has led to increased gas injection into the reservoir with the expected increase in Gas Oil Ratio (GOR) and gas cycling in some of the oil producing wells in the Ntomme reservoir. This could have an impact on the TEN Field reserves in the long run.
38. Four wells (EN16-WI, EN14-P, EN 10-P and EN09-WI) were drilled during the period. Completion activities commenced on EN14-P well but was suspended due to prolonged fishing activities resulting in significant delays in operations given rise to cost overrun.

### ***Sankofa-Gye Nyame Project***

39. GNPC and its Offshore Cape Three Points (OCTP) continue to produce oil and non-associated gas from the Sankofa-Gye Nyame (SGN) Field despite downstream gas offtaking constraints.
40. A total of 18,682,824 barrels of crude oil was produced in 2020, with an average daily production of 51,045 barrels compared to the 47,137 barrels per day achieved in 2019. The increase in oil production is as a result of successful implementation of acid stimulation operations on the six (6) producing wells. The total oil production from inception to 31<sup>st</sup> December 2020 was 51,459,726 barrels. Details of monthly production are shown in **Appendix 1**.
41. Total non-associated gas produced in 2020 was 70,351.24 MMScf out of which 56,459.26 MMScf was delivered to the power producers via the Onshore Receiving Facility (ORF). The remaining produced non-associated gas i.e. 13,891.98 MMScf was injected for reservoir pressure support to enhance oil production. The monthly breakdown of gas supplied is shown in **Appendix 2**.
42. Associated gas produced from the SGN Field in 2020 was 44,502.75 MMScf, of which 51,390.44 MMScf was re-injected. Including the 13,891.98 MMScf of NAG, the total volume of Gas injected was 55,318.19MMScf. Gas volume of 4,808.51 MMScf was utilized on the FPSO for power generation and 996.18 MMScf was flared as shown in **Appendix 7**.
43. As of 31<sup>st</sup> December 2020, the Ghana Group lifted three (3) cargoes of crude oil totaling 2,848,375 barrels from the SGN Field as shown in **Table 3**. The achieved price for the cargo was US\$44.335 per barrel, compared to the revised Benchmark

Revenue oil price of US\$39.10 per barrel. The Ghana Group share makes up 15.85 percent of the total liftings of 17,632,994 barrels for the period.

**Table 3: Details of Crude Oil Proceeds on Lifting Basis in 2020 (SGN)**

No.	Item	Unit	SANKOFA			
			1st Qtr	3rd Qtr	4th Qtr	Sub-Total
			4th Lifting	5th Lifting	6th Lifting	
1	Date of Lifting	dd/mm/yy	16 Jan 2020	7 Jun 2020	27 Sept 2020	NA
2	Receipt Date	dd/mm/yy	14 Feb 2020	8 Jul 2020	27 Oct 2020	NA
3	Volume of lift	barrels	950,046	949,296	949,033	2,848,375
4	Selling Price	US\$	62.26	32.14	38.60	44.34
5	Pricing Option Fees	US\$	0	0.05	0.05	0
6	Value of Lift	US\$Mn	59.15	30.56	36.68	126.39
		GH¢Mn	313.37	173.21	209.35	695.93

Source: Ministry of Finance/Bank of Ghana

44. Eni Ghana Exploration and Production Limited, Operator of the Sankofa Gye Nyame (SGN) Field, requested for approval from the Minister of Energy to amend the Plan of Development (PoD) to use the gas produced from SNKE-2A (Campanian level) for injection into the Cenomanian level for the purpose of oil optimization.

45. Currently, compressor train #1 and #3 are in operation whiles train #2 on standby. The train #1 and #3 are running on the SGN gas and GNGC gas respectively. The project is scheduled to complete this year.

46. The Western Corridor Gas Infrastructure/Takoradi Tema Interconnection Project (TTIP) is to enable gas evacuation from the Western gas corridor to the Eastern enclave (Tema). The Scope of the project involves amendment to the following facilities to allow for increased flow of gas:

- a) GNGC's Takoradi Regulating and Metering Station (TRMS);
- b) WAPCo's Takoradi Regulating and Metering Station (TRMS); and
- c) WAPCo's Tema Regulating and Metering Station (TRMS).

47. The Takoradi Tema Interconnection Project (TTIP) is a collaboration between the Energy Ministry, Ghana National Petroleum Corporation, Ghana National Gas Company, Eni Ghana and West African Gas Pipeline Company (WAPCo) to expand WAPCo facilities at Takoradi and Tema as well as the tie-in of the West African Gas

---

Pipeline (WAGP) system at Takoradi to the Ghana National Gas Company's facility/line.

48. The GNGC Takoradi and WAPCo Takoradi stations have been completed, commissioned and operational. The base scope of work at WAPCo Tema Regulatory and Metering Station (TRMS) has been changed, reducing the capacity from 345 MMscfd to 235MMscfd capacity in line with projected gas supply to Tema. Engineering and construction activities are progressing well with the project ready for start-up at the end of first quarter next year 2021.
49. In May 2020, Eni undertook major works on the Takoradi phase of the Takoradi – Tema Interconnection Project (TTIP) which led to a shutdown of the West African Gas Pipeline. The shutdown enabled critical works to be conducted which when completed will minimize the impact to the communities that rely on power generated from cleaner and more efficient gas transported through the West African Gas Pipeline (WAGP) system to Tema.
50. The Takoradi Tema Interconnection Project (TTIP) scope was completed and the system was commissioned to receive gas from the West. This has contributed to increase in gas export from the upstream. About 80MMscf of gas is being delivered to the Tema enclave as a result of successful completion of the TTIP project.

### ***Saltpond Field Decommissioning Project***

51. GNPC continues to manage the Saltpond Field, upon termination of the PA by the Minister for Petroleum on 18<sup>th</sup> August 2016.
52. GNPC obtained approval from the Ministry of Energy for Decommissioning Execution Plan.
53. Procurement Process for the acquisition of a Decommissioning Contractor has commenced. Approval was obtained from the Public Procurement Authority (PPA) and relevant companies shortlisted. Tender proposals received and evaluation of tenders on-going.
54. Actual decommissioning activities is estimated to take between fourteen (14) to seventeen (17) months from the date of Contract Agreement execution. GNPC is committed to ensuring that the decommissioning is done as soon as practicable.
55. The execution phase of the project has been categorized into 3 stages:

- 
- a) Well Plugging & Abandonment (P&A), ending with removal of conductor pipes;
  - b) Mr. Louie Platform topside removal and dismantling, waste management and disposal; and
  - c) Installation of surveillance and marine lights (site remediation).

56. The Saltpond Field Decommissioning cost is estimated to be between US\$61.5 million to US\$90 million

### ***Deep Water Cape Three Points Block (DWCTP) Aker***

57. The DWT/CTP partners (Aker Energy, Lukoil, Fuel Trade and GNPC) completed the preparation of the Plan of Development and Operations (PDO) for the Integrated Pecan Field. The PDO was submitted to the Minister for Energy for approval on 28th March 2019. The Minister for Energy, based on the advice of the GNPC and Petroleum Commission rejected the PDO based on technical, commercial and legal concerns which needed to be addressed and consequently directed Aker Energy to incorporate the comments from GNPC and PC and re-submit a revised PDO. On 27th June 2019, Aker Energy, the Operator of the block re-submitted the PDO to the Minister.

58. Aker Energy, the operator of the DWT/CTP contract undertook further studies in preparation to re-submit the Pecan Field Plan of Development and Operations (PDO) after the Minister of Energy rejected the first and second PDO.

59. In recognition of the global health, safety and market challenges posed by Covid-19, the Pecan Field Development Project has been postponed in accordance with section 29 of the Petroleum (Exploration and Production) Act, 2016, Act 919 until such a time when the situation normalizes. Nonetheless, the Contractor has commenced a process of identifying optimum alternative development concept for the Pecan Field. In line with this, the Contractor has prepared a revised Work Programme and Budget including conceptual studies for the optimum alternative development concept. The Ministry is working with Contractor on this alternative concept whilst monitoring the impact of the pandemic on the project.

60. In a letter dated 27<sup>th</sup> March, 2020, Aker Energy notified the Minister for Energy and the Joint Management Committee (JMC) of their intention to indefinitely postpone the Pecan Development Project until further notice due to the Covid-19 pandemic and the effect on the oil and gas market. In the same letter, Aker Energy informed the Minister that the FPSO Engineering, Procurement, Construction and Installation

---

(EPCI) Letter of Intent (LOI) with YINSON and Geotechnical & Geophysical Survey Contracts have been terminated as a result of the decision to postpone the project.

61. Both JMC and the Minister endorsed Aker Energy's proposal to postpone the Pecan Development Project. As a result of the postponement, the PDO update process was put on hold.
62. Following the postponement of the Pecan Development Project, Aker proposed an alternate development concept to reduce the project CAPEX and consequently the break-even price of the project.
63. The alternate concept is based on the utilization of two small sized FPSOs; one redeployed FPSO on the crest of Pecan in Phase 1 and another one in the North of Pecan to tie back additional resources in the northern part of the field in Phase 2.
64. Aker Energy Ghana Limited (Aker) undertook appraisal drilling activities during the year. The Pecan 4A, Pecan South 1A and Pecan South East 1A were all drilled.

### ***Voltaian Basin Project***

65. As part of GNPC's efforts to establish the petroleum prospectivity of the Voltaian Basin, the following activities were undertaken from January to September 2020:
  - a) The Phase 2 2D Seismic Data Acquisition in the Voltaian Basin continued and was successfully completed in the first quarter of 2020;
  - b) A total of Six Hundred and Sixty-Seven (667) line kilometer (lkm) of 2D regional data has been acquired and completed within budget. The data acquired have since been processed. GNPC has received the processed and interpreted data on storage drives from BGP-BAY;
  - c) GNPC Geoscience team will commence the interpretation of the processed data and integrate the results with the earlier interpreted data acquired and processed in 2019;
  - d) Based on the results of the integration, GNPC will plan the acquisition of additional seismic in the most prospective locations in the basin; and
  - e) The acquisition of the additional seismic data is expected to commence early 2021.

### ***Cape Three Points (CTP) Block 4***

66. Eni Ghana Exploration & Production Ltd., operator of the Cape Three Points Block 4 ("CTP Block 4") suspended the drilling of Eban-1X well scheduled for second quarter of 2020 due to the Covid-19 pandemic. The well is expected to be drilled in the second quarter of 2021.



---

### ***South Deepwater Tano Block - AGM***

67. AGM Petroleum, operator for the South Deepwater Tano (SDWT) Block suspended operations for key activities in the block due to the negative impact of the Covid-19 pandemic.
68. The company is working toward appraising its Nyankom-1 discovery in deep-water.

### ***Impact of Covid-19 On Upstream Activities***

69. The Petroleum Commission approved Annual Work Programmes and Budgets for six (6) Operators at the beginning of 2020 to undertake various exploration programmes in the upstream petroleum industry. The Operators planned to either drill exploratory wells, initiate required appraisal programmes, or carry out geological and geophysical studies with capex investment of about US\$325M.
70. The outbreak of the Covid-19 pandemic has affected planned work programmes of Operators leading to the reassessment of economics of their planned activities before arriving at a decision to proceed or defer. There were exploratory drilling operations planned for the year 2020 by some Operators. These Operators were in various stages of well planning, procurement tender and mobilisation before the effect of Covid-19 heightened across the world. This led to the suspension of these planned drilling operations as well as associated preparatory activities. Below are some of the Operators whose drilling campaigns have been impacted:
- a) AMNI – Central Tano Block: In a letter dated 29th April 2020, Amni informed the Commission of its plan to postpone the planned drilling campaign for second quarter of 2020 to fourth quarter of 2020 or first quarter of 2021. About 16 procurement contracts for support services will be impacted by this postponement;
  - b) ECO Atlantic – Deepwater Cape Three Points West: Planned Drilling campaign for July 2020 is likely to face delays due to the pandemic despite commencing the process of rig tendering, tangibles contracts and support services contracts earlier;
  - c) ENI – Cape Three Points Block 4: Eni in a letter dated 14th April 2020, informed the Petroleum Commission of its plan to postpone the drilling of the Eban-1X well to the first quarter of 2021 prior to the expiration of the First Extension Period; and
  - d) GOSCO – Offshore South West Tano: GOSCO planned to drill an exploratory well between July and August 2020. Preparations for securing rig and plans for contracting key services are likely to face delays due to the pandemic.



71. Apart from the impact of the pandemic on the drilling programmes, the appraisal programmes of Eni's Block 4 Akoma-1X, AGM Petroleum's Nyankom-1X and Springfield E&P's Afina-1X discoveries are also facing delays.

72. Additionally, the processing of the 2D Seismic Data acquired by BGP-BAY Geophysical Services Limited in March 2020 for the Ghana National Petroleum Corporation (GNPC) is likely to face delays.

### ***Ghana National Gas Company***

73. The Ghana National Gas Company (GNGC) received and processed Jubilee and TEN gas during the period under review, as indicated in **Table 4**.

**Table 4: Jubilee and TEN Raw Gas Supply**

Delivery Month	Volume (MMScf)	MMBtu	Price (\$/MMBtu)	Invoiced Amount (\$)
20-Jan	1,500.25	1,590,265.00	4.8734	7,749,997.45
20-Feb	466.38	494,359.62	4.8734	2,409,212.17
20-Mar	473.30	501,697.04	4.8734	2,444,970.35
20-Apr	2,255.31	2,390,625.42	4.8734	11,650,473.92
20-May	2,707.59	2,870,045.40	4.8734	13,986,879.25
20-Jun	2,899.32	3,073,283.01	4.8734	14,977,337.42
20-Jul	2,843.23	3,013,827.50	4.8734	14,687,586.94
20-Aug	2,930.84	3,106,688.28	4.8734	15,140,134.66
20-Sep	2,438.14	2,584,431.58	4.8734	12,594,968.86
20-Oct	3,377.70	3,580,363.52	4.8734	17,448,543.58
20-Nov	3,492.94	3,702,516.48	4.8734	18,043,843.81
20-Dec	3,457.61	4,425,740.80	4.8734	21,568,405.21
<b>Total</b>	<b>28,842.61</b>	<b>31,333,843.65</b>		<b>152,702,353.64</b>

Source: GNGC

### ***Petroleum Commission (PC)***

#### **Development of Regulations**

74. The Commission continued work in the development and review of the under listed guidelines and regulations in collaboration with other state institutions during the period under review to enable it effectively execute its mandate of ensuring compliance with national policies, laws, regulations and agreement related to

petroleum activities. Guidelines and Regulatory activities undertaken by PC are presented in **Table 5**.

**Table 5: Development of Regulations and Guidelines**

No.	GUIDELINES/REGULATION	STATUS
1	Oil and Gas Insurance Placement for the Upstream Sector	Published
2	JV Guidelines	Published
3	Guidelines on Company Registration and Participation in Tender Processes	Published
4	Guidelines for the Submission of Contracts for approval by the Petroleum Commission	Published
5	Research and Development Guidelines	Final draft completed but new Guidelines to be re-developed by a new technical team
6	Financial Services Guidelines	Final draft to be completed
7	Procurement and Bid Evaluation Guidelines	Final draft Approved by LCC. Stakeholder engagement to be held by first quarter of 2021
8	Local Content Fund Operational Guidelines	Final draft submitted to LCC for approval
9	Guidelines for Electronic Filing of Documents	Final draft yet to be submitted to LCC for approval
10	Guidelines for the Submission of Local Content Achievements of Upstream Petroleum Sector Companies.	Final draft yet to be submitted to LCC for approval
11	Guidelines for the Importation of Commodity Chemicals	Final draft approved by LCC. Stakeholder engagement to be organised by first quarter of 2021
12	Guidelines for Submission of Local Content Plans & Local Content Performance Report (Goods and Service)	Final draft yet to be submitted to LCC
13	Guidelines for the Reservation of Goods and Services	Final draft yet to be submitted to LCC
14	Decommissioning Fund Guidelines	Draft
15	Guidelines on Employment and Training of Ghanaians, and Succession Plans for Expatriate Positions in the Upstream Petroleum Industry- No. Lc002/03, 2018	Published but a reviewed version is currently pending approval at the LCC
16	Draft Guidelines to the Petroleum (Exploration and Production) (Health, Safety and Environmental) Regulations, 2017 L.I. 2258	Final draft submitted to STRATCOM for approval. Stakeholder engagement to be organised
17	Draft Guidelines for Reporting Geophysical Data to Petroleum Commission	Final draft yet to be submitted to STRATCOM/BOARD for approval

*Source: Petroleum Commission*

### **Accelerated Oil and Gas Capacity (AOGC) Programme**

75. The AOGC was established in November 2017, with the intent to enhance the capacity of Ghanaians to enable them to work in the oil and gas sector. The AOGC is a 5-year programme aimed at training Ghanaians in various technical and vocational skills for the oil and gas industry.

---

#### **a) Welding Training Programme**

76. The Petroleum Commission in 2020 launched the Welding Training Programme with the aim of equipping Ghanaians with the requisite knowledge, skills and certifications to enable them take up employment opportunities in Ghana's upstream industry. Under this programme the Commission conducted skill gap analysis to identify the training gap between demand and supply of the oil and gas technical roles. The Commission further appraised the training centres' facilities; trainers' qualifications; certifications; and accreditation of the centres to ensure that they meet international standards. Memorandum of Understanding and agreements were signed between the Petroleum Commission and some selected training institutions for cooperation.
77. Five trainees were selected across the entire country taking into consideration geographical spread. After successful completion of the training programme the trainees were attached to various institutions to enable them to acquire practical experience.

#### **b) Technician Training Programme**

78. The Petroleum Commission facilitated a programme to train technicians at the Jubilee Technical Training Center at the Takoradi Technical University. Selection of candidates for the programme was done through a competitive process where the Commission advertised and compiled database of approximately 3,500 unemployed technicians. A gap analysis was conducted to help identify the training gap between demand and supply of the oil and gas technical roles. Out of the 3,500 candidates who applied for the programme, 100 candidates were selected. The Commission conducted interviews and signed agreements with the selected trainees. The programme was, however, put on hold due to the effects of the Covid-19 pandemic.

#### **c) Facilitation of Non-Destructive Testing Training with Apave**

79. The Petroleum Commission collaborated with Jubilee Technical Training Center and Apave to launch a Non-Destructive Testing (NDT) Technician Training in Takoradi in 2020. Apave provided the financial assistance to a tune of US\$20,000 to be utilized for the training. The Commission advertised to the general public and undertook the selection of trainees for the programme. The programme was, however, put on hold due to the effects of the Covid-19 pandemic

#### **d) Facilitation of Train-The-Trainer Certification for Ghanaian Instructors in Canada**

80. After the successful launch of the train-the-trainer certification programme for Ghanaian instructors in 2019, the Commission in 2020 selected six (6) instructors for

---

train-the trainer certification in Saskatchewan, Canada. The trainees were sponsored by the Petroleum Commission. However, this year's programme was put on hold because of Covid-19 outbreak.

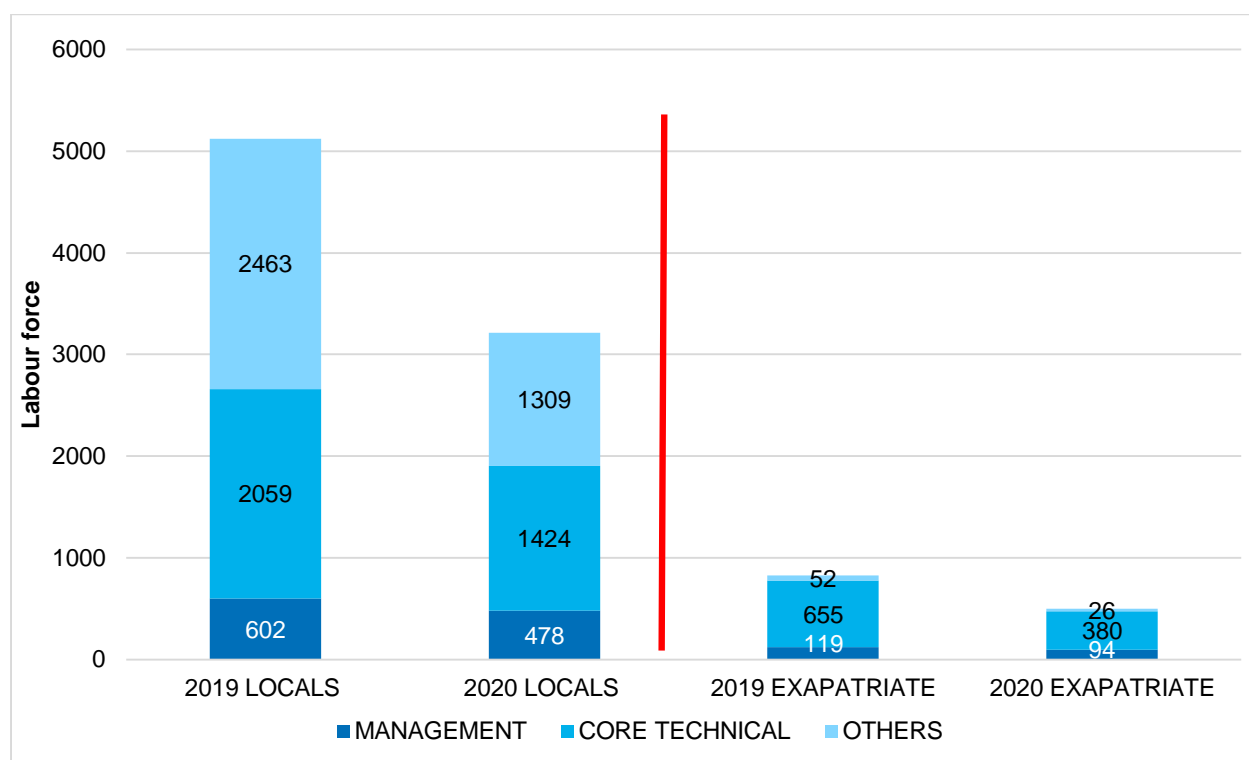
### **Local Content and Local Participation**

81. During the year 2020, the value of contracts awarded to indigenous Ghanaian companies was \$15.7m representing 21% of total contracts awarded. The Commission despite the challenges faced by Operators during the pandemic ensured that local content was optimized in all petroleum activities undertaken.
82. To deepen local participation in technical areas of operation, the Commission identified activities classified as mid-technical services and is currently developing strategies and programmes to accelerate the development of indigenous Ghanaian companies in those services.
83. Pursuant to Petroleum (Local Content and Local Participation) Regulations, 2013 and the Insurance Act (Act 726), the Petroleum Commission and the National Insurance Commission have commenced the processes of amending the Insurance Protocol Guidelines to ensure local retention and capacity building of Ghanaian insurance companies. The Guidelines among others would ensure fair and equitable insurance arrangements for marginalized Ghanaian offshore workers and Ghanaian companies in offshore insurance placement.

### **Impact of Covid-19 On Employment**

84. As part of the efforts of the Petroleum Commission to enhance local participation in the oil and gas upstream industry, the Commission worked to improve on the current number of Ghanaians employed in the upstream industry. The total oil and gas workforce in Ghana declined by 38% compared to that of 2019 due to Covid-19. As at 30<sup>th</sup> of December 2020, data available to the Petroleum Commission suggested that the number of Ghanaian workforce in the upstream sector dropped by 1,913 from 5,124 in 2019 to 3,211 in 2020 as shown in **Figure 1**.

**Figure 1: Employment statistics for 2020**



Source: Petroleum Commission

85. A total number of 37 positions which were previously held by expatriates were localised within the year. The Petroleum Commission placed a total number of 28 Ghanaians in various oil and gas companies as part of efforts to build the technical competencies of Ghanaians.

### ***Monitoring of Petroleum Activities and Utilisation of Petroleum Resources to ensure Compliance***

86. In accordance with Sections 3(c) and 3(e) of the Petroleum Commission Act, 2011 (Act 821), the Commission conducted Inspection and Monitoring Exercise on 80 companies operating in the upstream oil and gas industry. Nine (9) companies were found to have acted contrary to laws and regulations governing the sector and three companies were sanctioned.

87. The Commission conducted investigations on nine (9) companies to establish facts about various aspects of their operations. Seven (7) investigations were concluded and closed-out whilst two (2) investigations were subjected to 360-degree monitoring (continuous monitoring programme).

## SECTION THREE: PETROLEUM RECEIPTS AND UTILISATION IN 2020

### 3.1 Petroleum Receipts

#### Petroleum Receipts from Crude Oil Liftings

88. Total receipts from crude oil liftings only for the period up to December 2020 was US\$496.29 million (GH¢2,757.32million), comprising the 53rd to the 57th Jubilee liftings; 14th to 17th TEN liftings; and the 4th to 6th lifting from SGN, as shown in Tables 6, 7, 8 and 9.

**Table 6: Crude Oil Liftings in 2020 (All Fields)**

No.	Item	Unit	Q1-Q4 2020
1	Volume of lift	barrels	11,615,029
2	Selling Price	US\$	43.31
3	Pricing Option Fees	US\$	0.04
4	Value of Lift	US\$Mn	496.28
		GH¢Mn	2,757.32

Source: Ministry of Finance/Bank of Ghana

**Table 7: Crude Oil Liftings from Jubilee Field in 2020**

No.	Item	Unit	JUBILEE					Sub-Total / Avg
			1st Qtr	2nd Qtr	3rd Qtr		4th Qtr	
			53rd Lifting	54th Lifting	55th Lifting	56th Lifting	57th Lifting	
1	Date of Lifting	dd/mm/yy	4 Feb 2020	4 April 2020	23 Jun 2020	28 Aug 2020	7 Oct 2020	NA
2	Receipt Date	dd/mm/yy	5 Mar 2020	5 May 2020	23 Jul 2020	28 Sep 2020	6 Nov 2020	NA
3	Volume of lift	barrels	951,954	992,896	994,324	951,586	946,755	4,837,515
4	Selling Price	US\$	56.274	12.242	41.775	41.689	39.51	38.298
5	Pricing Option Fees	US\$	0.08	0.08	0.08	0.08	0.08	NA
6	Value of Lift	US\$Mn	53.65	12.23	41.62	39.75	37.48	185
		GH¢Mn	284.33	68.51	236.15	226.64	214.06	1,030

Source: Ministry of Finance/Bank of Ghana

**Table 8: Crude Oil Liftings from TEN Field in 2020**

No.	Item	Unit	TEN				Sub-Total
			1st Qtr		3rd Qtr	4th Qtr	
			14th Lifting	15th Lifting	16th Lifting	17th Lifting	
1	Date of Lifting	dd/mm/yy	15 Dec 2019	26 Feb 2020	22 Jun 2020	27 Sept 2020	NA
2	Receipt Date	dd/mm/yy	14 Jan2020	27 Mar 2020	21 Jul 2020	27 Oct 2020	NA
3	Volume of lift	barrels	945,931	994,801	994,018	994,389	3,929,139
4	Selling Price	US\$	63.075	50.802	36.228	39.124	47.30725
5	Pricing Option Fees		0.05	0	0	0	0.0125
6	Value of Lift	US\$Mn	59.71	50.54	36.01	38.9	185
		GH¢Mn	330.6	274.82	204.23	222.05	1,032

Source: Ministry of Finance/Bank of Ghana

**Table 9: Crude Oil Liftings from SGN Field in 2020**

No.	Item	Unit	SGN			Sub-Total
			1st Qtr	3rd Qtr	4th Qtr	
			4th Lifting	5th Lifting	6th Lifting	
1	Date of Lifting	dd/mm/yy	16 Jan 2020	7 Jun 2020	27 Sept 2020	NA
2	Receipt Date	dd/mm/yy	14 Feb 2020	8 Jul 2020	27 Oct 2020	NA
3	Volume of lift	barrels	950,046	949,296	949,033	2,848,375
4	Selling Price	US\$	62.26	32.14	38.60	44.34
5	Pricing Option Fees	US\$	0	0.05	0.05	0
6	Value of Lift	US\$Mn	59.15	30.56	36.68	126.39
		GH¢Mn	313.37	173.21	209.35	695.93

Source: Ministry of Finance/Bank of Ghana

### Petroleum Receipts from all Sources

89. The actual petroleum receipts for 2020 was US\$666.4 million which was 0.9% above the target of US\$660.5 million but lower than the 2019 outturn of US\$937.6 million by 28.9% as shown in **Table 10**. The relatively lower revenues in 2020 was mainly on account of lower achieved average crude oil price of US\$43.3, compared to US\$63.2 in 2019.

**Table 10: Analysis of Petroleum Receipts**

No.	Items	Unit	2017	2018	2019	2020			
						Revised Budget	Actual*	Deviation (%)	Y-on-Y (%)
1	Royalties	US\$Mn	135.86	265.61	236.79	144.7	195.36	35.0	(17.50)
2	Carried and Participating Interest	US\$Mn	365.44	548.33	505.99	380.39	300.93	-20.9	(40.53)
3	Surface Rentals	US\$Mn	1.35	0.94	1.11	1.35	0.93	-31.1	(16.22)
4	Corporate Income Tax	US\$Mn	52.23	160.61	191.14	134.01	168.77	25.9	(11.70)
5	PHF income	US\$Mn	0.45	1.64	2.55	0	0.23		(90.98)
6	Interest on Late Payment	US\$Mn	0.004	0	0	0	0.18		
7	Total Petroleum Receipts	US\$Mn	555.334	977.13	937.58	660.45	666.4	0.9	(28.92)
		GH¢ Mn	2,452.18	4,709.74	5,188.30	3,827.30	3,838.54	0.3	(26.02)

Source: Ministry of Finance/Bank of Ghana

\*The total petroleum receipts as reported by BOG includes an amount of US\$27.75 million representing receipts from Corporate Income Tax and Surface Rentals not distributed in 2020.

90. The breakdown of petroleum receipts (i.e. proceeds from liftings and other petroleum receipts) for 2020 by fields is shown in **Table 11**.

**Table 11: Sources of Petroleum Receipts, 2020**

No.	ITEM	UNIT	JUBILEE	TEN	SGN	OTHER RECEIPTS	TOTAL
1	Royalties	US\$Mn	51.43	48.09	95.83		195.36
2	Carried and Participating Interest	US\$Mn	133.30	137.07	30.56		300.93
3	Corporate Income Tax	US\$Mn				168.77	168.77
4	Surface Rentals	US\$Mn				0.93	0.93
5	PHF Income	US\$Mn				0.23	0.23
6	Interest on Late Payment	US\$Mn				0.18	0.18
7	Total Petroleum Receipts	US\$Mn	184.73	185.17	126.39	170.10	666.39
		GHS Mn	1,064.07	1,066.59	728.05	978.84	3,838.54

Source: Ministry of Finance/Bank of Ghana

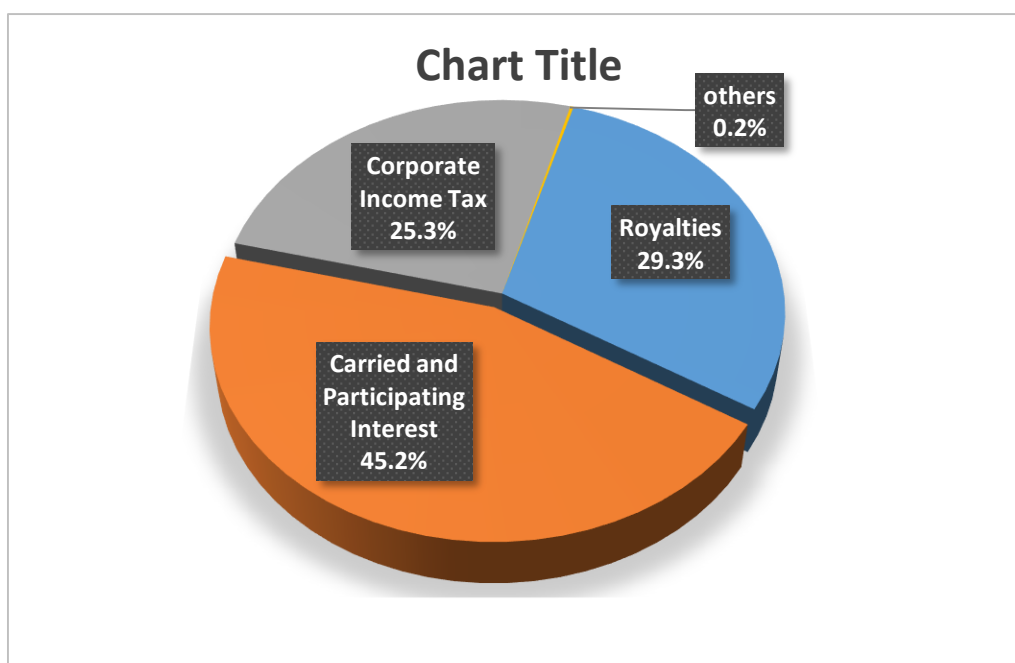
91. An analysis of the petroleum receipts for 2020 as shown in in Table 10 and Figure 2 indicates that:



- a. The share of Carried and Participating Interest decreased from 53.97 percent in 2019 to 45.16 percent in 2020;
- b. Royalties increased from 25.26 percent in 2019 to 29.32 percent in 2020;
- c. Surface rental increased from 0.12 percent in 2019 to 0.14 percent in 2020; and
- d. Corporate Income Tax increased from 20.39 percent in 2019 to 25.3 percent in 2020.

92. There were no receipts from gas royalty in 2020. Surface Rentals, PHF Interest and Interest on late Payments made up the remaining 0.2 percent as shown in **Figure 2**, down from 0.39 percent in 2019.

**Figure 2: Composition of Total Petroleum Receipts, 2020**



Source: Ministry of Finance/Bank of Ghana

### 3.2 Distribution of 2020 Petroleum Receipts

93. The 2020 petroleum receipts were allocated in accordance with Section 18 of the PRMA (Act 815) and Section 4 of the PRMA-Amended (Act 893) which require that not more than 70 percent of Benchmark Revenue is allocated to ABFA and not less than 30 percent allocated to the GPFs.

94. Out of the total petroleum receipts of US\$666.39 million for the year 2020, US\$638.64 million was distributed as shown in Table 12. The rest, amounting to US\$27.75 million, represents receipts from Corporate Income Tax and Surface Rentals not distributed in 2020 as there was no subsequent lifting proceeds for the year to be distributed with this amount.

**Table 12: Distribution of Petroleum Receipts**

No.	Item	Unit	TOTAL
<b>1</b>	<b>Transfer to GNPC</b>	<b>US\$(000)</b>	<b>198,649.2</b>
	o/w Equity Financing cost	US\$(000)	154,816.0
	o/w Crude oil Net Carried and Participation Interest	US\$(000)	43,833.2
<b>2</b>	<b>GoG Net Receipts for Distribution (ABFA and GPFs)</b>	<b>US\$(000)</b>	<b>439,993.8</b>
	o/w Annual Budget Funding Amount	US\$(000)	273,382.4
	o/w Ghana Petroleum Funds	US\$(000)	166,611.4
	o/w Ghana Stabilisation Fund	US\$(000)	116,628.0
	o/w Ghana Heritage Fund	US\$(000)	49,983.4
<b>3</b>	<b>Total Payments</b>	<b>US\$(000)</b>	<b>638,643.0</b>

Source: Ministry of Finance/Bank of Ghana

95. Of the distributed amount of US\$638.64 million, the National Oil Company, GNPC, was allocated a total of US\$198.65 million, which is made up of Equity Financing Cost of US\$154.82 million and GNPC's share of the net Carried and Participating Interest of US\$43.83 million, as shown in **Table 12**.

96. Of the amount of US\$638.64 million distributed, the ABFA received a total of US\$273.38million, while the GPFs received US\$166.61million. The GPFs were distributed to the GSF (US\$116.63million) and the GHF (US\$49.98 million), in the ratio of 7:3, in line with the PRMA. The detailed distribution of petroleum receipts per liftings is shown in **Appendix 4**.

### 3.3 Allocation and Utilisation of the 2020 Annual Budget Funding Amount (ABFA)

97. This section of the report provides an update on the status of utilization of the Annual Budget Funding Amount (ABFA) for the period January-December 2020 in line with Section 48 of the Petroleum Revenue Management Act, 2011 (Act 815), as amended, (Act 893), which requires the Minister for Finance to submit a report describing the stage of implementation of the programmed activities funded by and the expenditures incurred on the activities covered by the ABFA.

#### ABFA Priority Areas

98. Consistent with Section 21 (5) of the Petroleum Revenue Management Act 2011 (Act 815) which requires the Minister to prioritise ABFA spending in at most four areas, the 2020 Budget allocated ABFA resources in the following priority areas:

- a. Agriculture;
- b. Education and Health Service Delivery;
- c. Roads, Rail and other critical infrastructure;
- d. Industrial Development;

99. In addition, an allocation was made to the Public Interest and Accountability Committee (PIAC) in line Section 13 of Act 893.

#### 2020 ABFA Programmed and Revised Allocation

100. In the 2020 Budget, an amount of US\$761.5 million (GH¢4,336.18 million) was programmed for ABFA for the 2020 financial year as shown in **Table 13**. The total programmed ABFA was made up of ABFA Goods and Services of GH¢1,300.85 million, and ABFA Capital Expenditure (CAPEX) of GH¢3,336.18 million.

**Table 13: ABFA 2020 Allocation (2020 Budget Vrs, 2020 Revised Budget)**

No.	Quarterly Allocation	2020			
		2020 Budget		2020 Revised Budget	
		In US\$Mn	In GH¢Mn	In US\$Mn	In GH¢Mn
1	Quarter 1	190.37	1,084.05	71.45	414.05
2	Quarter 2	190.37	1,084.05	71.45	414.05
3	Quarter 3	190.37	1,084.05	71.45	414.05
4	Quarter 4	190.37	1,084.05	71.45	414.05
5	<b>Total Allocation</b>	<b>761.48</b>	<b>4,336.20</b>	<b>285.80</b>	<b>1,656.20</b>

Source: Ministry of Finance

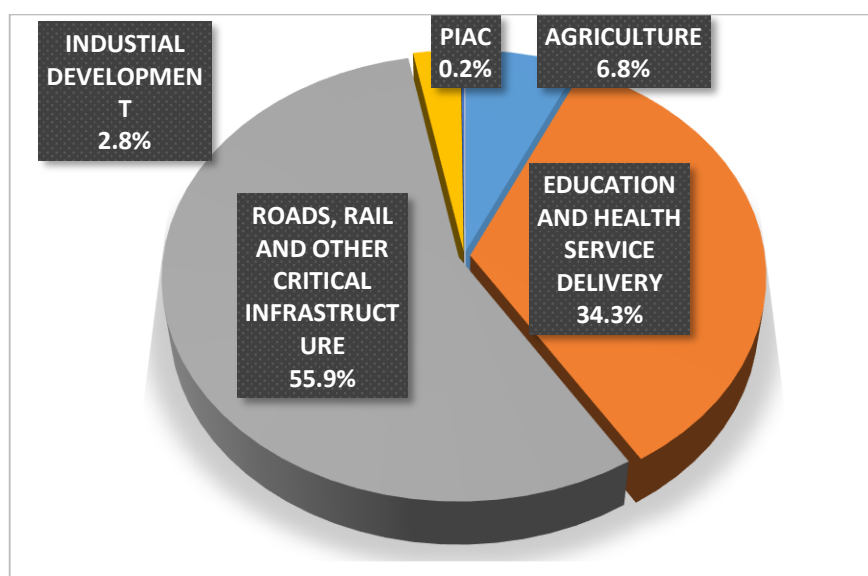
101. The ABFA allocation was later revised downwards to US\$285.8 million (GH¢1,656.2million) in the 2020 Mid-Year Review of Fiscal Policy document to reflect the impact of Covid-19 on crude oil prices and production and their associated effects on petroleum receipts. The revised ABFA allocation of US\$285.8 million (GH¢1,656.2million) was split between Goods & Services and Capex as GH¢496.86 million and GH¢1,159.33 respectively as shown in **Appendix 5**. This allocation was made in line with section 21(4) of the PRMA and Section 8(a) of Act 893, which require that not less than 70% of the ABFA should be for public investment expenditure.

102. Compared with 2019, total ABFA allocation decreased by about 33.66 percent from GH¢2,496.43 million (US\$466.33 million) to GH¢1,656.19 million (US\$285.80 million) on account of oil price volatilities, and the associated effects of the COVID-19 pandemic.

### Distribution of ABFA Allocation by Priority Areas

103. The distribution of the ABFA allocation by priority area, as presented in **Appendix 5** shows that the Roads, Rail and Other Critical Infrastructure, received the highest allocation of GH¢925.5 million (55.9%). The Education and Health Delivery Services priority area, received an allocation of GH¢567.97 million representing 33.4% of the total allocation. The Agriculture priority area, was allocated GH¢112.9 million (6.8%). The Industrial Development priority area was allocated GH¢46.8 million representing 2.8% of total allocation. PIAC was allocated GH¢3.1 million (0.2%). The ABFA allocations to the priority areas are summarized in **Figure 3**.

**Figure 3: Percentage Allocation of Revised ABFA by Priority Programme**



Source: Ministry of Finance

### Actual Inflows/Receipts into to the ABFA Account in 2020

104. The petroleum receipts utilised for ABFA priority areas in the 2020 Financial year amounted to GH¢2,771.1 million (**Tables 14 and 15**) comprising:
- a) 2020 ABFA inflow of GH¢1,514.8 million;
  - b) GH¢1,008.3 million of accumulated ABFA balance from 2017 to 2019; and
  - c) GH¢248.02 million from Treasury main account to partly augment ABFA spending to make up for shortfalls in ABFA as a result of lower petroleum prices reflecting the impact of Covid-19 pandemic.

**Table 14: ABFA Amount Spent in 2020**

No.	Item	Amount GhsMn
1	2020 ABFA Inflow	1,514.80
2	Accumulated Unutilised balances from 2017 to 2019	1,008.31
3	Amount from Treasury Main to Augment ABFA Spending as a result of shortfalls in ABFA due to Covid-19 impact	248.02
3	<b>Total</b>	<b>2,771.12</b>
4	Accumulated Unutilised Balance Transferred to Road Fund	471.59

Source: Ministry of Finance

105. The rest of the accumulated unutilised ABFA balances of GH¢471.59 was transferred to the Road Fund to reduce the Fund's indebtedness to road contractors and creditor banks to avoid payment of interest on delayed payments.

### Unutilised Balances from 2017-2019

106. The ABFA reports for the years 2017-2019 show a cumulative unutilised balance of GH¢1,479.90 million. The breakdown of the balances is shown in **Table 15**.

**Table 15: Breakdown of ABFA Unutilised balances from 2017-2019**

No	Date of posting	Details	GH¢
1	18-Jan	2017 Unutilised Amount	400,914,441.00
2	19-Jan	2018 Unutilised Amount	251,377,870.01
3	20-Jan	2019 Unutilised Amount	827,603,988.86
<b>Total Unutilised ABFA Balances</b>			<b>1,479,896,299.87</b>

Source: Ministry of Finance

107. The total ABFA balances of GH¢1,479.90 million has been fully utilised in 2020 as follows:

- a) GH¢471.59 million was transferred to the Road Fund to reduce the Fund's indebtedness to road contractors and creditor banks to avoid payment of interest on delayed payments;
- b) Gh¢180.7 million was utilized under the Ministry of Roads and Highways for roads infrastructure; and
- c) GH¢827.60 million, was utilized to partially meet the shortfall in ABFA receipts caused by the impact of the COVID-19 pandemic and its associated effects on crude oil prices globally. This could not be reported in the 2019 Annual Report because the transaction was yet to be finalised.

108. The inflow of ABFA receipts for 2020 of GH¢1,514.80 million (US\$273.38 million), compares with the revised target of GH¢1,656.20 million (US\$285.80 million) posting a deviation of GH¢141.4 million (US\$12.42 million) as shown in **Table 16**.

**Table 16: 2020 ABFA Actual Vs Revised Allocation**

No.	Period	US\$Mn				GHsMn			
		2020 Revised Budget	2020 Actual	Deviation		2020 Revised Budget	2020 Actual	Deviation	
1	Q1	71.45	59.44	-12.01	-16.8%	414.05	314.87	-99.2	-24.0%
2	Q2	71.45	110.07	38.62	54.1%	414.05	607.86	193.8	46.8%
3	Q3	71.45	32.42	-39.03	-54.6%	414.05	184.11	-229.9	-55.5%
4	Q4	71.45	71.45	0.00	0.0%	414.05	407.96	-6.1	-1.5%
5	Total	285.80	273.38	-12.42	-4.3%	1,656.20	1,514.80	-141.40	-8.5%

Source: Ministry of Finance/BoG

### Utilisation of the ABFA by the Priority Areas

109. As stated earlier the total actual ABFA utilization amounted to **GH¢2,771.12 million** with breakdown into the ABFA spending priority areas as shown in **Table 17**. The detailed list of ABFA funded projects in 2020 is contained in **Appendix 11**.

110. The actual utilised ABFA exceeded the programmed revised ABFA by GH¢1,114.93 million, a deviation of 67.3% mainly on account of use of the accumulated unutilised balance from 2017-2019.

**Table 17: 2020 ABFA Utilisation by Priority Area (In GH¢)**

No.	Priority Area	2020 Revised Budget	Actual Utilisation	Deviation	
				GH¢Mn	%
1	Agriculture	112.87	79.02	-33.85	-30.0
2	Education and Health Service Delivery	567.96	698.24	130.28	22.9
3	Roads, Rail and Other Critical Infrastructure	925.47	1,958.97	1,033.50	111.7
4	Industrial Development	46.80	31.80	-15.00	-32.1
	<b>Sub-Total</b>	<b>1,653.10</b>	<b>2,768.03</b>	<b>1,114.93</b>	<b>67.4</b>
5	Public Interest and Accountability Committee (PIAC)	3.09	3.09	0.00	0.0
	<b>Total</b>	<b>1,656.19</b>	<b>2,771.12</b>	<b>1,114.93</b>	<b>67.3</b>

Source: Ministry of Finance

111. The 2020 utilised ABFA was in the priority areas are summarised as follows:

**a. Agriculture:**

- i. Total spending on Agriculture amounted to GH¢79.02 million compared to the programme target of GH¢112.87 million. Of this amount, GH¢61.43 million was spent on the development and rehabilitation of irrigation, the construction of small dam infrastructure, and river dredging in the, Upper East, Bono, Upper West, Ashanti, North East, Central, Volta, Northern, Brong Ahafo, Savannah and Oti Regions.
- ii. In addition, GH¢15.95 million was utilised for the construction of warehouses and ancillary facilities. GH¢0.19 million and GH¢1.44 million were spent on the construction of bungalows and quarters for the Ghana Cotton Development Authority in Tamale and payment of consultancy services, respectively; and
- iii. Spending towards agriculture accounted for 2.85 percent of total utilised ABFA at the end of December 2020 as shown in **Figure 4**.

**b. Education and Health Service Delivery:**

- i. Total spending on Education and Health Service Delivery amounted to GH¢698.24 million, 22.9% above the target of GH¢567.96 million;
- ii. Out of the total payments for the priority area, GH¢389.33 million, GH¢150.00 million and GH¢100.99 million were paid to support the implementation of Government's flagship Free Senior High School Programme, coordinating of the nationwide re-opening of the educational institutions, and fumigation of schools, respectively whilst GH¢16.80 million was utilized for the payment of education infrastructure; and

- iii. An amount of GH¢41.12 million was used for the payment in relation to health infrastructure. As shown in **Figure 4**, utilization for service delivery in education and health accounts for 25.20 percent of total ABFA utilised for the period.

*c. Industrial Development:*

- i. Total spending on Industrial Development amounted to GH¢31.80 million, compared to the programme target of GH¢46.80 million.
- ii. The amount of GH¢31.80 million accounted for 1.1 percent of total utilisation which was spent on the implementation of the One District One Factory (1D1F) Initiative under the Ministry of Trade and Industry.

*d. Roads, Rail, and other Critical Infrastructure;*

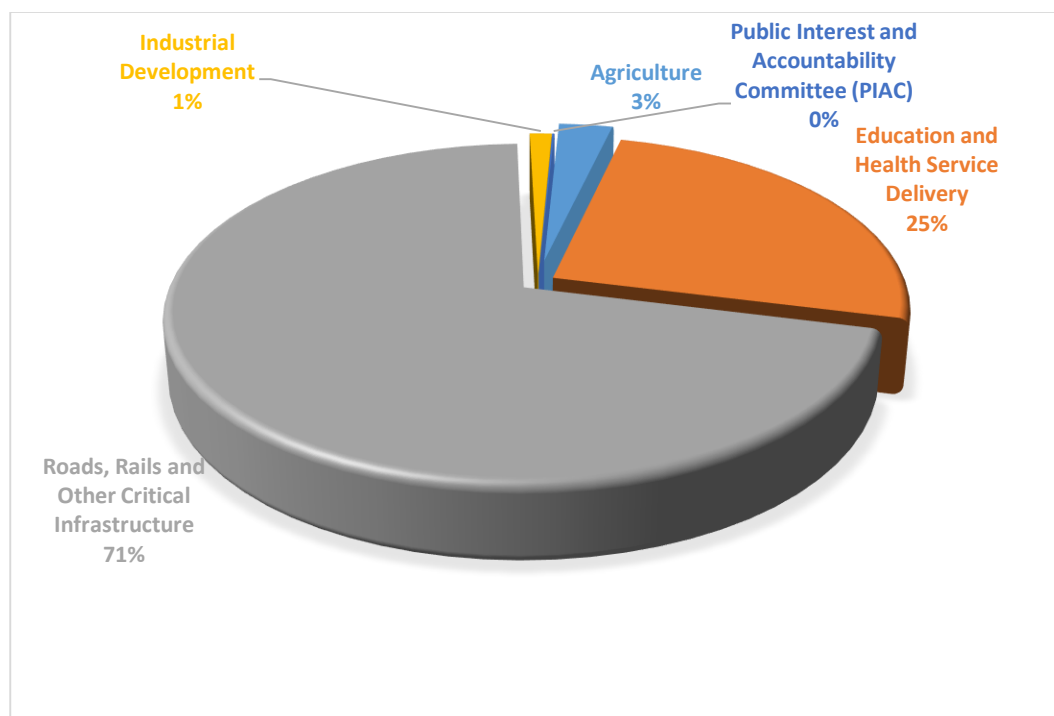
- i. Total Spending on Roads, Rail, and other Infrastructure amounted to GH¢1,958.97 million, 112 percent of the target of GH¢925.5 million. The amount spent in this priority area, represents 70.7% of the utilised ABFA for the period. A breakdown of utilization shows an amount of GH¢1,659.96 million was spent on the construction, rehabilitation and upgrading of roads and highways as well as bridges across the country;
- ii. Payments under the Ministry of Railways Development amounted to GH¢73.97 million. The expenditures were mainly for the modernization of the location workshops complex and the training school for the Ghana Railways Company Limited, Western Railway Line Project, rehabilitation of Accra Railway platform and the Accra Nsawam Railway line, as well as the construction of a section of the Western Line from Eshiem to Manso; and
- iii. In addition to these payments, an amount of GH¢696.63 million was spent towards the provision of critical infrastructure. These include the supply and installation of LED Streetlights and electrical works valued at GH¢46.26 million, spot improvement of roads, construction and rehabilitation of medical centres/facilities, construction of boreholes and water closet toilets, as well as the construction of small dams under Governments flagship one-village One-Dam initiative. Additionally, GH¢8.36 million of the funds were used to pay compensation to those affected by the demolition of structures to pave way for the construction of the James Town Beach, and the Pokuase interchange.

*e. Public Interest & Accountability Committee (PIAC):*

- i. A total amount of GH¢3.09 million was transferred to the Public Interest and Accountability Committee (PIAC) for the implementation of their programmed activities for the year, representing about 0.11 percent of the total ABFA utilization.



**Figure 4: Percentage Utilization of ABFA Receipts by Priority Programme**



Source: Ministry of Finance

### 3.4 Utilisation of 2020 GNPC Allocations

112. The Corporation received a total amount of US\$198.65 million for the full year 2020 (**Table 18**), made up of the following:

- a) Jubilee Equity financing (share of development & production cost) –US\$74.23 million;
- b) TEN Equity financing (share of development & production cost) –US\$68.39 million;
- c) Sankofa (OCTP ENI) Equity financing (share of development & production cost) – US\$12.19 million;
- d) 30% share of net proceeds of Jubilee crude revenue –US\$17.72 million;
- e) 30% share of net proceeds of TEN crude revenue – US\$20.60 million;
- f) 30% share of net proceeds of Sankofa crude revenue – US\$5.51 million

**Table 18: Utilisation of GNPC Share of Petroleum Revenue in 2020**

No.	PETROLEUM RECEIPTS FOR GNPC	2020	
		AMOUNT (US\$)	% OF RECEIPTS
1	Level A Receipts (Equity Financing) - Jubilee	74,232,311.70	37.40%
2	Level B Receipts (30% of Net Proceeds) - Jubilee	17,719,197.95	8.90%
3	Level A Receipts (Equity Financing) - TEN	68,390,536.27	34.40%
4	Level B Receipts (30% of Net Proceeds) - TEN	20,604,016.18	10.40%
5	Level A Receipts (Equity Financing) - Sankofa/OCTP ENI	12,193,194.50	6.10%
6	Level B Receipts (30% of Net Proceeds) - Sankofa/OCTP ENI	5,509,962.70	2.80%
7	<b>TOTAL AMOUNTS RECEIVED (A)</b>	<b>198,649,219.30</b>	<b>100.00%</b>

Source: GNPC

113. Cash balance brought forward from the previous period (2019) was US\$15.90 million plus internally generated funds of US\$58.02 million, plus crude receipts of US\$198.65 million brings the total cash available for January – December 2020 to US\$272.56 million. In the first half of 2020, the COVID-19 pandemic served as a catalytic factor in the reduction of crude oil prices and this had adverse effects on Crude Oil cargo values for the Ghana group and consequently on the GNPC revenue share from these cargoes.

114. In 2020, the achieved weighted average crude oil price per barrel was US\$41.52/bbl which is comparably lower than the achieved weighted average price of US\$63.55/bbl in 2019. A total amount of US\$270.39 million was expended in the period under consideration.

### ***Summary of GNPC Disbursement***

115. The total amount of US\$270.39 million expended by GNPC in the period under consideration was in respect of equity financing costs, exploration and development costs, recurrent expenditures, capital expenditures, and GNPC foundation, among others as shown in **Table 19**.

**Table 19: Composition of GNPC Expenditures in 2020**

No.	USES OF AMOUNT ALLOCATED	2020	
		AMOUNT (US\$)	% OF AMOUNT RECEIVED
1	Jubilee Equity Financing Cost	48,488,721.01	24.40%
2	TEN Equity Financing Cost	64,320,252.56	32.40%
3	Sankofa/OCTP ENI Project	7,094,528.56	3.60%
4	Exploration & Development	17,152,801.00	8.60%
5	Staff Cost	22,942,712.43	11.50%
6	Admin. Capital Expenditure	1,198,571.91	0.60%
7	Capital Projects	17,198,681.66	8.70%
8	General Operational Expenditure	10,546,635.00	5.30%
9	GOG Gas Related Payments-Enclave Roads	11,715,875.91	5.90%
10	SOPCL	1,402,461.75	0.70%
11	Mid-Stream & Other Projects	5,710,432.67	2.90%
12	Repayment of loan for Karpower Barge Movement	14,557,168.12	7.30%
13	Sustainability & Stakeholder Relations and GNPC Foundation	44,477,699.31	22.40%
14	Subsidiary Expenditure	3,584,190.29	1.80%
15	<b>TOTAL EXPENDITURE (B)</b>	<b>270,390,732.18</b>	<b>136.10%</b>

Source: GNPC

### Jubilee Expenditure

116. An amount of US\$48.49 million representing 24% of amount received during the period under review was in respect of GNPC's share of production and development cost in the Jubilee Field.

### TEN Expenditure

117. The expenditure of US\$64.32 million representing 32% of amount received during the period under review was in respect of GNPC's share of production and development cost in the TEN Field. US\$17.68 million of the amount stated for TEN expenditure is in respect of the 40% CAPI obligation tied to the 14th TEN lifting, which took place in December 2019.

### Sankofa (OCTP ENI) Expenditure

118. The expenditure of US\$7.09 million representing 4% of amount received during the period under review was in respect of GNPC's share of production and development cost in the Sankofa Field.

## Exploration & Development Projects

119. An amount of US\$17.15 million representing 9% of amount received for the period went to exploration & development projects. The expenditure included the Corporation's cost incurred on projects other than Jubilee, TEN and Sankofa OCTP such as Voltaian Basin, Springfield, Eni Block 4 projects, etc. as shown in **Table 20**.

**Table 20: Details of GNPC Exploration & Development Costs in 2020**

No.	ITEM	2020	
		AMOUNT (US\$)	EXPENDITURE AS % OF RECEIPTS
1	Voltaian Basin Petroleum Projects	8,875,244.10	4.47
2	Tano - Heritage [OSWT]	887,271.70	0.45
3	A - Z Petroleum	848,063.06	0.43
4	Springfield	4,703,292.83	2.37
5	DWT/CTP - Hess/Exxonmobil Project	315,183.10	0.16
6	GH-WB-01 (GNPC)	27,806.18	0.01
7	ENI Block 4	917,491.00	0.46
8	Maritime Boundary Special Project	578,449.03	0.29
9	<b>Total Non Jubilee, Sankofa &amp; TEN Projects Expenditure</b>	<b>17,152,801.00</b>	<b>8.63</b>

Source: GNPC

## Staff Cost

120. 12% of receipts amounting to US\$22.94 million was in respect of remuneration for Technical as well as Petro-business support staff.

## Administrative Capital Expenditure

121. Administrative capital expenditure amounted to US\$1.20 million and this represents 0.6% of total receipts for the period under review. New computers as well as new staff buses were procured for corporate use. Obsolete office furniture was also replaced during the period.

## Capital Projects

122. An amount of US\$17.20 million, representing investment in the Research and Technology Project, digital transformation and refurbishment of the Corporation's landed properties in Accra, Tema and Sekondi-Takoradi in line with planned expenditure was disbursed. Disbursements within this category represent 9% of total receipts.

## General Operating Expenditure

123. A total of US\$10.55 million representing 5% of receipts within the period went into Operating Expenditure. Captured under this category are insurance, utilities,

communication expenses, professional services, ICT-related cost such as software maintenance, general repairs and maintenance, vehicle repairs & maintenance, etc.

### **GOG Gas Related Payments – Enclave Roads**

124. US\$11.72 million was expended on the Gas enclave road project representing 6% of total receipts for this period. In line with the Corporation's role as the gas aggregator, GNPC was requested by the government of Ghana to financially support the construction of key roads within the western corridor to facilitate the evacuation of gas from the Ghana Gas Company at Atuabo.

### **SOPCL Decommissioning**

125. US\$1.40 million was spent on SOPCL representing 0.7% of total receipts for the period under review. The expenditure for 2020 was for preparatory activities towards the decommissioning of the field.

### **Mid – Stream & Other Projects**

126. US\$5.71 million was spent on Mid-Stream activities and this accounts for 3% of total receipts for the period under review.

### **Repayment of Loan for Karpower Barge Movement**

127. A total of US\$14.56 million was for the 3rd, 4th, 5th, and 6th instalment payments of a US\$31 million loan obtained to facilitate the relocation of the Karpower barge from Tema to Takoradi, per the decision of Government. This was done to fulfill the offtake obligation of the Sankofa Gye Nyame field. This represents 7% of total receipts for the period under review.

### **Sustainability & Stakeholder Relations and GNPC Foundation**

128. A total of US\$44.48 million was spent on sustainability & stakeholder relations, scholarship awards and community projects of the GNPC Foundation. This represents 22% of the total receipts for the period under review.

### **Subsidiary Expenditure**

129. US\$3.58 million was spent on resuscitation activities to revamp the mining operations at Prestea Sankofa Gold Limited, one of GNPC's subsidiaries. This represents two percent (2%) of the total receipts for the period under review.

---

## SECTION FOUR: PERFORMANCE OF THE GHANA PETROLEUM FUNDS IN 2020

### 4.1 Developments in the Global Fixed Income Market

130. In the second half of 2020, economic activity continued its recovery but remained well below its level at the start of 2020 and before the onset of the Covid-19 pandemic. The outlook for U.S. economic growth is projected to rebound to 5.10% in 2021, an upward revision of 2.0 percentage points from the October 2020 World Economic Outlook (WEO) update.
131. The outlook remained uncertain with some downside risks resulting from the economic effects of the coronavirus pandemic. The Federal Open Market Committee (FOMC) adopted a dovish posture as interest rates were kept unchanged at the effective lower bound (ELB) range of 0-0.25% with continued fiscal response during second half of 2020 to cushion the impact of slowing growth, a surge in job losses and muted inflation. The U.S. Federal Reserve also announced changes to its monetary policy strategy by adopting a flexible average-inflation targeting (FAIT) regime of two (2) percent over time.
132. The U.S.A labour market saw a faster than anticipated recovery, with the unemployment rate ending second half of 2020 at 6.70%, an improvement from the historically high rate of 14.70 % in April 2020, highlighting the regaining of a little more than half of the twenty-two (22) million jobs lost during this period.
133. The housing sector advanced further during second half, business fixed investment and exports suggested a recovery on balance and inflation continued to run below the Federal Open Market Committee's (FOMC) 2.00% objective. Indicators of longer term inflation expectations were little changed on balance.
134. Real residential investment remained robust, with consumer spending rebounding modestly to end of second half at 2.90 % (yoy) after a sharp decline of - 5.6% in First half 2020.
135. In Europe the ECB kept policy interest rates unchanged at -0.50% for deposit facility, 0.00% for main refinancing operations and 0.25% for the marginal lending facility. The ECB however introduced a series of fiscal, monetary and macro-financial measures to combat and provide an effective near-term backstop to the serious risks that the coronavirus pandemic poses to the bloc.
136. The Monetary Policy Committee (MPC) of the Bank of England (BoE) voted unanimously to keep the bank rate unchanged at 0.10% and raised the target stock of

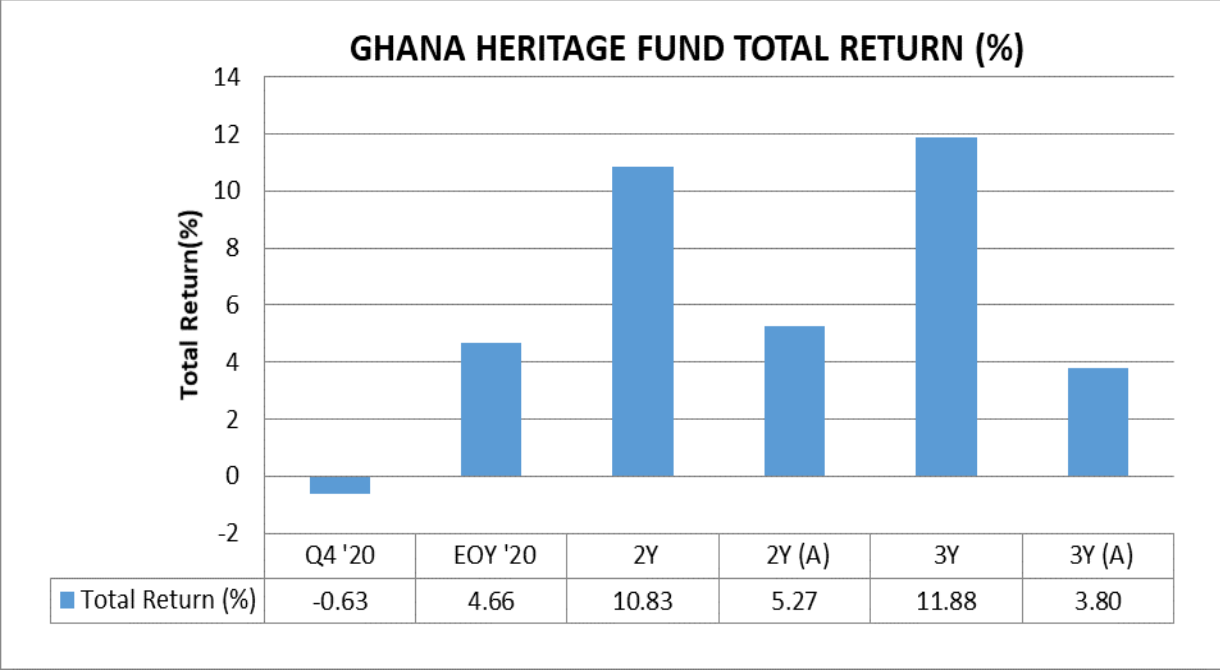
gilt purchases and sterling non-financial investment-grade corporate bond purchases to £895 billion in the course of second half 2020. This was in response to the continued spread of a new strain of Covid-19 virus across the United Kingdom and associated re-imposition of restrictions, nature and transition mechanism of new trading arrangements between the European Union and the United Kingdom.

137. Second half of 2020, ended with forecasts that global economic market sentiments had improved due to reduced uncertainty associated with the U.S. election, dissipation of a no-deal Brexit and positive vaccine news which overshadowed the anticipated effect of the ongoing surge of the pandemic. Data releases suggested continued signs of improvement. This was largely due to continued effects of a weak broad-based aggregate demand shock and lower crude oil prices despite the recent rebound in oil prices from a historic year-low of US\$ 21.47 per barrel in March 2020 to US\$ 40.89 in June, 2020 to end the year at US\$51.17.

## 4.2 Portfolio Performance of the Ghana Petroleum Funds

138. For the review period, the difference between the U.S. 10-year Treasury note yield and the 2-year note yield widened by 28.64% from 50.37% in June 2020 to 79.01% at the end of December 2020. The 3-month Treasury bill rate fell by 0.07 bps from 0.13% to end the year at 0.06%. The U.S 10-year Treasury note yield increased by 25 bps from 0.66% in June 2020 to 0.91% in December 2020, while the yield of the 2-year note tumbled by 3 bps from 0.15% in June 2020 to 0.12% at year-end leading to a steepening of the yield curve.
139. Among the reasons accounting for this steepening of the yield curve were the net improvement in risk sentiments over the reopening of the U.S economy, success in coronavirus vaccine development, better-than-anticipated economic data on the labour and housing market, and dissipation of a “No-deal Brexit”. The general fall in yields across all tenors during second half led to an increase in the capital appreciation of bonds as prices increased, improving the marked-to-market performance of the Ghana Petroleum Funds.
140. The total return on investment of the Ghana Heritage Fund (GHF) for End of year (EOY) was 4.66% as compared to 6.4% (1st half of 2020). The two-year annualised return (2Y (A)) of GHF was 5.27% whilst the three-year annualised return (3Y (A)) was 3.80% as shown in **Figures 5 and 6**.

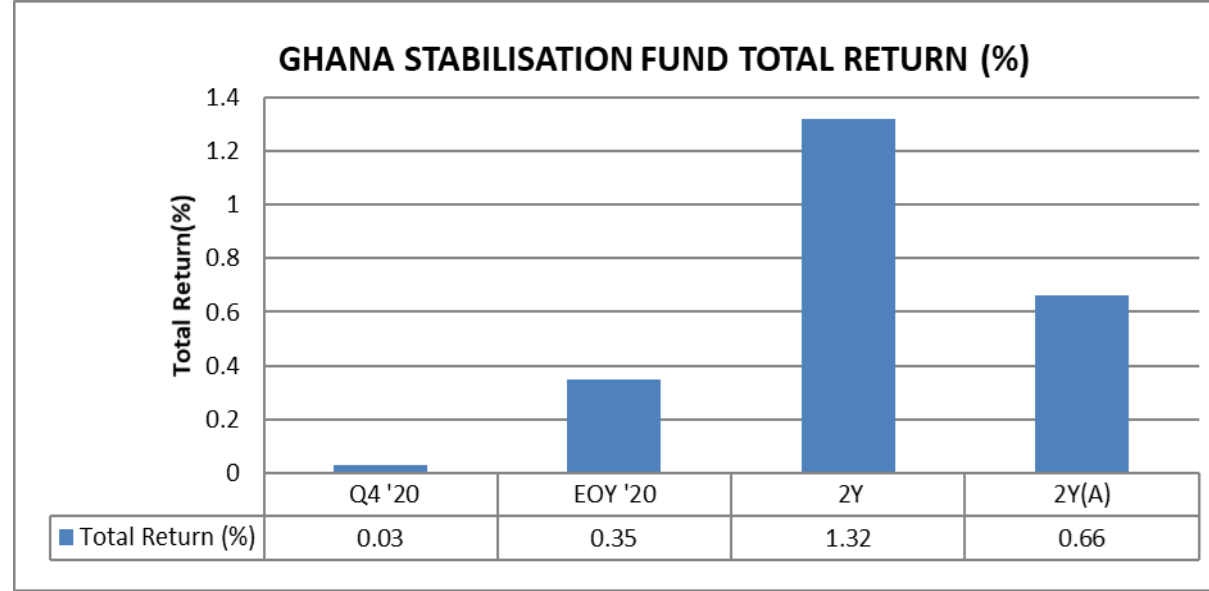
**Figure 5: Returns on the Ghana Heritage Fund**



Source: Bank of Ghana

141. Ghana Stabilisation Fund (GSF) returned 0.35% EOY and a 2year annualised (2Y (A)) return of 1.32%. (See **Figure 6** below)

**Figure 6: Return on Ghana Stabilisation Fund**



Source: Bank of Ghana



**Table 21: Returns on the Ghana Petroleum Funds, 2011-2020**

GHANA STABILISATION FUND										
	2011	2012	2013	2014	2015	2016	2017	2018	2019	2020
		US\$	US\$	US\$	US\$	US\$	US\$	US\$	US\$	US\$
Opening Book Value	0	54,810,032	71,898,588	319,034,153	286,644,044	177,396,127	207,748,663	353,052,037	381,203,231	388,591,945
Receipts during the year	54,805,352.73	16,883,548	245,733,702	271,762,755	15,171,062	29,512,625	142,683,920	305,723,402	188,303,970	116,628,009
Income from Investments	4,679.27	214,049	1,413,341	1,549,380	538,215	845,150	2,625,276	6,409,693	8,222,605	2,319,826
Bank Charges	0	-9,041	-11,477	-17,556	-6,397	-5,238	-5,822	-9,048	(7,444)	(9,864)
Sub Total	54,810,032	71,898,588	319,034,153	592,328,733	302,346,924	207,748,663	353,052,037	665,176,084	577,722,362	507,529,916
Less Transfer to:										
Contingency Fund		0	0	-17,433,144	-23,755,073	0	0	0	0	-
Debt Service / Sinking Fund		0	0	-288,251,545	-47,510,146	0	0	-283,972,853	(189,130,418)	(307,540,793)
Annual Budget Funding Amount(ABFA)		0	0		-53,685,579	0	0			
Closing Book Value	54,810,032	71,898,588	319,034,153	286,644,044	177,396,127	207,748,663	353,052,037	381,203,231	388,591,945	199,989,123
Investment Income	4,679	214,049	1,413,341	1,549,380	538,215	845,150	2,625,276	6,409,693	8,222,605	2,319,826
less:										
Bank Charges	0	-9,041	-11,477	-17,556	-6,397	-5,238	-5,822	-9,048	-7,444	(9,864)
Net return for the Period	4,679	205,008	1,401,864	1,531,824	531,818	839,912	2,619,454	6,400,645	8,215,161	2,309,962
GHANA HERITAGE FUND										
	2011	2012	2013	2014	2015	2016	2017	2018	2019	2020
		US\$	US\$	US\$	US\$	US\$	US\$	US\$	US\$	US\$
Opening book Value	0	14,401,216	21,694,221	128,125,943	248,915,220	259,383,473	276,962,292	344,792,662	485,172,437	579,612,333
Receipts during the year	14,400,002	7,235,806	105,314,444	116,469,752	6,501,884	12,648,268	61,150,251	131,024,315	80,701,702	49,983,433
Income from Investments	1,214	60,209	1,126,764	4,331,660	3,981,867	4,948,908	6,701,744	9,380,765	13,764,011	15,229,013
Bank Charges	0	-3,010	-9,486	-12,135	-15,497	-18,357	-21,625	(25,306.25)	(25,816)	(37,588)
Closing book Value	14,401,216	21,694,221	128,125,943	248,915,220	259,383,473	276,962,292	344,792,662	485,172,437	579,612,333	644,787,191
Investment Income	1,214	60,209	1,126,764	4,331,660	3,981,867	4,948,908	6,701,744	9,380,765	13,764,011	15,229,013
less										
Bank Charges		-3,010	-9,486	-12,135	-15,497	-18,357	-21,625	-25,306	-25,816	(37,588)
Net return for the Period	1,214	57,199	1,117,278	4,319,525	3,966,369	4,930,551	6,680,119	9,355,459	13,738,194	15,191,425
COMBINED FUNDS										
	2011	2012	2013	2014	2015	2016	2017	2018	2019	2020
Opening book Value	0	69,211,248	93,592,809	447,160,096	535,559,264	436,779,600	484,710,955	697,844,700	866,375,668	968,204,277
Receipts during the year	69,205,354	24,119,354	351,048,145	388,232,507	21,672,946	42,160,892	203,834,171	436,747,718	269,005,672	166,611,442
Income from Investments	5,893	274,258	2,540,105	5,881,040	4,520,081	5,794,058	9,327,021	15,790,458	21,986,616	17,548,839
Bank Charges	0	-12,051	-20,963	-29,691	-21,894	-23,595	-27,447	-34,354	-33,261	(47,452)
Sub Total	69,211,248	93,592,809	447,160,096	841,243,953	561,730,397	484,710,955	697,844,700	1,150,348,521	1,157,334,695	1,152,317,107
Less Transfer to:										
Contingency Fund	0	0	0	-17,433,144	-23,755,073	0	0	0	0	-
Debt Service Account for Debt Repayment	0	0	0	-288,251,545	-47,510,146	0	0	-283,972,853	-189,130,418	(307,540,793)
Annual Budget Funding Amount(ABFA)	0	0	0	0	-53,685,579	0	0	0	0	-
Closing Book Value	69,211,248	93,592,809	447,160,096	535,559,264	436,779,600	484,710,955	697,844,700	866,375,668	968,204,277	844,776,313
Investment Income	5,893	274,258	2,540,105	5,881,040	4,520,081	5,794,058	9,327,021	15,790,458	21,986,616	17,548,839
less										
Bank Charges	0	-12,051	-20,963	-29,691	-21,894	-23,595	-27,447	-34,354	-33,261	(47,452)
Net return for the Period	5,893	262,207	2,519,142	5,851,350	4,498,187	5,770,463	9,299,573	15,756,104	21,953,355	17,501,387

Source: Bank of Ghana

### 4.3 Withdrawal from the Ghana Stabilisation Fund

142. In line with Section 23(4) of the PRMA, Act 815 and Act 893, as amended the cap remained unchanged at US\$100 million as set by the Minister of Finance (As part of the Minister's mandate under the PRMA 2011, (Act 815) section 23(3)) with a Parliamentary resolution. The accumulated excess over the cap at the end of second half of 2020 stood at US\$99,989,122.92.

### 4.4 Outlook for 2021

143. Global economic activity is projected to rebound to 5.50% growth in 2021 and 4.20% in 2022. Although there is extreme uncertainty regarding global growth, the 2021 forecast has been revised upwards by 0.3 percentage points from the October 2020 World Economic Outlook(WEO) update, predominantly reflecting upside surprises to the outlook with the confluence of factors discussed below.
144. Incoming data in recent months continues to signal a rebound of the global economy albeit at a slower pace. In addition, although crude oil prices recovered due to supply restrictions by the Organization of the Petroleum Exporting Countries (OPEC) and positive vaccine news, prices continue to be capped by the pandemic's effects on economic activity. Crude oil price is projected to average US\$53.88 per barrel in 2021 echoing near-term demand concerns.
145. The recent sharp resurgence in the pandemic suggests the pickup in economic activity looks likely to weaken temporarily during first quarter of 2021 with a strengthening projected in the second half of the year.
146. Global inflation is expected to edge up and global financing conditions likely to remain tighter for emerging markets and frontier economies in the near-term as investors in their quest for safe haven investments, drive increased capital-flow reversals and slow activity further.
147. The Bank of England (BoE) and the European Central Bank (ECB) both kept their policy rates on hold in their December 2020 monetary policy meetings and it is expected that the U.S.A federal funds rate will remain unchanged in 2021/2022 as the FED deploys an increased balance sheet to provide stimulus until the Covid-19 virus infection rates flattens or reduces.
148. In the coming months, policymakers main focus will continue to be on the evolution of Covid-19 situation as it relates to infections, fatalities and associated medical interventions. If the situation deteriorates, it may create a flight to quality with safe haven bond yields falling and impacting positively on the marked-to-market valuations of the portfolios of the Ghana Petroleum Funds in the near term.

---

## **SECTION FIVE: AUDITED FINANCIAL STATEMENTS OF THE PETROLEUM FUNDS**

149. Section 48 of the PRMA requires that the audited financial statements on the Petroleum Funds are attached to the Annual Report each year. The 2018 and 2019 audited financial statements of the petroleum funds will be submitted to parliament in March, 2021. The relevant sections of the audited report are attached as **Appendices 8** and **respectively**.

## SECTION SIX: CHALLENGES AND THE WAY FORWARD

### 6.1 Challenges

150. **Price Fluctuations:** Global crude oil prices fell by 63% between January and April 2020. Crude oil prices fell from US\$63.60 per barrel in January 2020 to US\$23.34 per barrel in April 2020. However, Brent crude prices averaged US\$45 per barrel in August 2020, a decrease of almost US\$11 per barrel from the January average of US\$56 per barrel. Energy Information Administration (EIA) forecast monthly Brent spot prices averaged US\$43/b during the second half of 2020 and rise to an average of \$50/b in 2021.
151. The first quarter of 2020 Brent crude oil prices fell to its lowest level of US\$17.32 per barrel on April 21, 2020 due mainly to the COVID-19 pandemic and lockdowns, which affected travels and transportation. Consequently, the total petroleum receipts for 2020 was US\$666.39, compared with US\$937.58 million in 2019, representing a 29 percent decrease.
152. The volatility of crude oil prices will continue to be impacted by the COVID-19 pandemic and other geopolitical factors, especially USA, Russia, OPEC and crude oil/fossil fuel transitional factors.
153. **Production:** The SGN take-or-pay obligations have ensured that gas from the Sankofa Field is the first to be dispatched. This makes gas supply from the Jubilee and TEN Fields interruptible. In effect, the associated gas in these fields are reinjected to accommodate SGN production, leading to rising gas-to-oil ratios. Fortunately, the Natural Gas Clearing House has been established as part of the Energy Sector Recovery Programme to address these issues.

### 6.2 Way Forward

154. Moderately higher price is expected in 2021, particularly due to the fact that a Vaccine for COVID-19 has been found and it is being administered. With this development, it is anticipated that lockdowns/restrictions on travels and movements around the world will be eased leading to increase in demand for crude oil/gas, thereby increasing the price of the commodity.

### 6.3 Achievements

155. Following the successful completion of the Licensing Rounds for the award of Petroleum Rights. The Minister for Energy constituted and swore in members of the Ghana Negotiating Team (GNT) on June 17, 2019 to negotiate Petroleum Agreements with bid winners and other companies which applied through Direct Negotiations. The GNT engaged the two winners of the Licensing Round in 2019 and continued into 2020 before the beginning of COVID-19 Pandemic. These companies are First Exploration

---

and Petroleum Development Company (Ghana) Limited and ENI Ghana Exploration & Production Limited over the GH\_WB\_02 (Ghana Western Basin Block 02) and GH\_WB\_03 (Ghana Western Basin Block 03) respectively. The GNT is in the process of resolving the few outstanding issues in order to conclude negotiation with the two companies.

156. Authorization was also granted by the Minister of Energy to the Ghana National Petroleum Corporation (GNPC) pending Parliamentary Ratification to undertake exploration and production activities in the block (GH-WB-01 Block) awarded to them in the Tano basin of Ghana.
157. As part of GNPC's efforts to establish the petroleum prospectivity of the Voltaian Basin, the GNPC undertook seismic acquisition in the Voltaian Basin. Geoscience team was put together and has commenced the interpretation of the processed data and integrated the results with the earlier interpreted data acquired and processed in 2019.
158. Based on the results of the integration, GNPC will plan the acquisition of 3D seismic in the most prospective locations in the basin. The 3D seismic data acquisition is expected to commence early 2021.

## SECTION SEVEN: CONCLUSION

159. The 2020 Annual Report on the Petroleum Funds is a PRMA Section 48 requirement, which reports on petroleum receipts and expenditure for the period under review. This Report covers January to December 2020 petroleum receipts and expenditure among others. The Report will be presented together with the 2021 Budget Statement and Economic Policy of Government to Parliament in March 2021.
160. The Report covers petroleum production from the Jubilee, TEN, as well as the Sankofa-Gye Nyame Fields from January to December 2020. Total petroleum receipts (i.e. proceeds from lifting and other petroleum receipts) as at December 2020 was US\$666.39 million. This compares with the receipts of US\$937.58 million for the same period in 2019. The relatively lower receipts in 2020 is as a result of the impact of Covid-19 pandemic which affected crude oil prices and production across the globe.
161. Out of the total revenue of US\$666.39 million, for the year 2020, US\$638.64 million was distributed as the rest could not be distributed in 2020 because there were no further liftings. Of the amount distributed, GNPC (the NOC) was allocated a total of US\$198.65 million, made up of Equity Financing Cost of US\$154.82 million and its share of the net Carried and Participating Interest of US\$43.83 million.
162. A total of US\$166.61 million was transferred into the GPFs for the period up to December 2020. Out of the amount transferred, the GHF received US\$49.98 million, while the GSF received US\$116.63 million.
163. The total amount transferred between January and December 2020 from petroleum liftings and related proceeds to the ABFA was US\$273.38 million.
164. The Ministry of Finance will continue to provide more information on petroleum receipts and utilisation as part of the process of deepening transparency and accountability of the management of petroleum revenues on behalf of the state

# Appendices

## Appendix 1: MONTHLY CRUDE OIL PRODUCTION IN 2020

MONTH	DAILY AVERAGE PRODUCTION	PRODUCTION DAYS	QUANTITY (BBLs)	DAILY AVERAGE PRODUCTION	PRODUCTION DAYS	QUANTITY (BBLs)	DAILY AVERAGE PRODUCTION	PRODUCTION DAYS	QUANTITY (BBLs)
	Jubilee			TEN			SGN		
Jan-20	63,839	31	1,979,020	52,300	31	1,621,291	55,279	31	1,713,654
Feb-20	86,020	29	2,494,587	51,595	29	1,496,247	54,161	29	1,570,659
Mar-20	88,080	31	2,730,483	51,283	31	1,589,781	53,442	31	1,656,708
Apr-20	88,794	30	2,663,824	51,488	30	1,544,641	52,347	30	1,570,398
May-20	90,777	31	2,814,085	49,977	31	1,549,299	50,364	31	1,561,280
Jun-20	90,830	30	2,724,904	48,854	30	1,465,613	49,396	30	1,481,887
Jul-20	88,950	31	2,757,447	47,729	31	1,479,589	47,403	31	1,469,500
Aug-20	90,000	31	2,790,002	50,429	31	1,563,285	51,208	31	1,587,444
Sep-20	84,107	30	2,523,194	50,557	30	1,516,707	50,326	30	1,509,777
Oct-20	79,626	31	2,468,421	45,971	31	1,425,111	50,380	31	1,561,783
Nov-20	75,846	30	2,275,389	42,941	30	1,288,217	49,439	30	1,483,176
Dec-20	71,070	31	2,203,183	40,734	31	1,262,755	48,921	31	1,516,558
TOTAL/AV.	83,127		30,424,539	48,641		17,802,536	51,056		18,682,824

Source: GNPC

**Appendix 2: GAS DELIVERED TO THE GPP AND ORF FOR POWER  
GENERATION IN 2020**

MONTH	DELIVERED VOLUME (MMSCF)	DELIVERED VOLUME (MMSCF)	DELIVERED VOLUME (MMSCF)
	Jubilee	TEN	SGN
Jan-20	1,274.40	231.85	4,638.84
Feb-20	147.28	324.46	4,115.39
Mar-20	169.24	470.42	6,037.04
Apr-20	2,450.46	230.17	5,214.85
May-20	2,573.61	574.32	4,723.71
Jun-20	2,648.21	697.41	4,792.61
Jul-20	2,715.47	573.47	4,637.90
Aug-20	2,924.95	444.68	3,785.93
Sep-20	2,017.15	853.67	3,686.78
Oct-20	3,006.99	360.06	4,827.20
Nov-20	3,041.81	305.70	4,576.10
Dec-20	3,445.31	478.53	5,519.61
<b>Total</b>	<b>26,414.88</b>	<b>5,544.74</b>	<b>56,555.96</b>

SOURCE: GNPC/GNGC

**Appendix 3: DETAILS OF JUBILEE GAS UTILIZATION IN 2020**

JUBILEE FIELD					
MONTH	GAS UTILIZATION, MMSCF				
	PRODUCED	EXPORT	INJECTED	FUEL	FLARE
Jan-20	3,688.67	1,274.40	1,917.42	258.80	238.05
Feb-20	4,732.37	147.28	3,266.83	292.65	1,025.61
Mar-20	5,657.56	169.24	4,183.21	347.19	957.91
Apr-20	5,515.32	2,450.46	1,872.98	298.03	893.86
May-20	5,841.01	2,573.61	2,066.74	300.69	899.97
Jun-20	5,634.44	2,648.21	1,828.35	296.42	861.46
Jul-20	5,836.19	2,715.47	1,918.98	316.42	885.33
Aug-20	5,771.10	2,924.95	1,601.28	301.10	943.77
Sep-20	5,387.93	2,017.15	2,143.61	286.06	941.10
Oct-20	5,442.57	3,006.99	1,171.12	313.62	950.83
Nov-20	5,383.76	3,041.81	1,170.67	266.25	905.03
Dec-20	5,571.49	3,445.31	855.50	298.30	972.38
<b>TOTAL</b>	<b>64,462.41</b>	<b>26,414.88</b>	<b>23,996.69</b>	<b>3,575.53</b>	<b>10,475.30</b>

SOURCE: GNPC/GN



#### Appendix 4: DISTRIBUTION OF 2020 PETROLEUM RECEIPTS

No.	Item	Unit	Jubilee 53rd	Jubilee 54th	Jubilee 55th	Jubilee 56th	Jubilee 57th	Subtotal Jubilee
	Date of Distribution		22-Apr-20	3-Jun-20	3-Sep-20	27-Oct-20	3-Dec-20	
<b>1</b>	<b>Transfer to GNPC</b>	<b>US\$(000)</b>	<b>20,245.9</b>	<b>7,668.1</b>	<b>29,753.5</b>	<b>19,493.7</b>	<b>14,790.3</b>	<b>91,951.5</b>
	o/w Equity Financing cost	US\$(000)	12,332.5	7,171.0	29,634.8	15,556.5	9,537.6	74,232.3
	o/w Crude oil Net Carried and Participation Interest	US\$(000)	7,913.4	497.2	118.7	3,937.3	5,252.7	17,719.2
<b>2</b>	<b>GoG Net Receipts for Distribution (ABFA and GPFs)</b>	<b>US\$(000)</b>	<b>33,400.6</b>	<b>40,152.0</b>	<b>11,897.6</b>	<b>23,224.7</b>	<b>22,691.8</b>	<b>131,366.6</b>
	o/w Annual Budget Funding Amount	US\$(000)	23,380.4	28,106.4	8,328.3	16,257.3	0.0	76,072.4
	o/w Ghana Petroleum Funds	US\$(000)	10,020.2	12,045.6	3,569.3	6,967.4	22,691.8	55,294.2
	o/w Ghana Stabilisation Fund	US\$(000)	7,014.1	8,431.9	2,498.5	4,877.2	15,884.2	38,706.0
	o/w Ghana Heritage Fund	US\$(000)	3,006.1	3,613.7	1,070.8	2,090.2	6,807.5	16,588.3
<b>3</b>	<b>Total Payments</b>	<b>US\$(000)</b>	<b>53,646.4</b>	<b>47,820.1</b>	<b>41,651.1</b>	<b>42,718.4</b>	<b>37,482.0</b>	<b>223,318.1</b>
		<b>GH¢ (000)</b>	<b>309,014.1</b>	<b>275,453.6</b>	<b>239,918.6</b>	<b>246,066.8</b>	<b>215,904.0</b>	<b>1,286,357.0</b>

No.	Item	Unit	TEN 14th	TEN 15th	TEN 16th	TEN 17th	Subtotal TEN
	Date of Distribution		4-Mar-20	22-Apr-20	11-Aug-20	25-Nov-20	
<b>1</b>	<b>Transfer to GNPC</b>	<b>US\$(000)</b>	<b>25,637.3</b>	<b>26,861.0</b>	<b>17,649.0</b>	<b>18,847.3</b>	<b>88,994.6</b>
	o/w Equity Financing cost	US\$(000)	17,680.9	22,339.5	13,788.1	14,582.1	68,390.5
	o/w Crude oil Net Carried and Participation Interest	US\$(000)	7,956.4	4,521.5	3,860.9	4,265.2	20,604.0
<b>2</b>	<b>GoG Net Receipts for Distribution (ABFA and GPFs)</b>	<b>US\$(000)</b>	<b>84,911.5</b>	<b>23,900.8</b>	<b>20,454.2</b>	<b>32,973.1</b>	<b>162,239.6</b>
	o/w Annual Budget Funding Amount	US\$(000)	59,438.0	16,730.6	14,317.9	23,081.2	113,567.7
	o/w Ghana Petroleum Funds	US\$(000)	25,473.4	7,170.3	6,136.2	9,891.9	48,671.9
	o/w Ghana Stabilisation Fund	US\$(000)	17,831.4	5,019.2	4,295.4	6,924.4	34,070.3
	o/w Ghana Heritage Fund	US\$(000)	7,642.0	2,151.1	1,840.9	2,967.6	14,601.6
<b>3</b>	<b>Total Payments</b>	<b>US\$(000)</b>	<b>110,548.8</b>	<b>50,761.8</b>	<b>38,103.1</b>	<b>51,820.4</b>	<b>251,234.1</b>
		<b>GH¢ (000)</b>	<b>636,783.2</b>	<b>292,398.2</b>	<b>219,481.6</b>	<b>298,495.8</b>	<b>1,447,158.8</b>

No.	Item	Unit	SGN 4th	SGN 5th	SGN 6th	Subtotal SGN
	Date of Distribution		3-Apr-20	29-Jul-20	2-Dec-20	
<b>1</b>	<b>Transfer to GNPC</b>	<b>US\$(000)</b>	<b>0.0</b>	<b>17,703.2</b>	<b>0.0</b>	<b>216,352.4</b>
	o/w Equity Financing cost	US\$(000)	0.0	12,193.2	0.0	167,009.2
	o/w Crude oil Net Carried and Participation Interest	US\$(000)	0.0	5,510.0	0.0	49,343.1
<b>2</b>	<b>GoG Net Receipts for Distribution (ABFA and GPFs)</b>	<b>US\$(000)</b>	<b>59,794.1</b>	<b>13,965.4</b>	<b>72,628.2</b>	<b>586,381.5</b>
	o/w Annual Budget Funding Amount	US\$(000)	41,855.9	9,775.8	32,110.7	357,124.7
	o/w Ghana Petroleum Funds	US\$(000)	17,938.2	4,189.6	40,517.5	229,256.8
	o/w Ghana Stabilisation Fund	US\$(000)	12,556.8	2,932.7	28,362.3	160,479.8
	o/w Ghana Heritage Fund	US\$(000)	5,381.5	1,256.9	12,155.3	68,777.0
<b>3</b>	<b>Total Payments</b>	<b>US\$(000)</b>	<b>59,794.1</b>	<b>31,668.5</b>	<b>72,628.2</b>	<b>802,733.8</b>
		<b>GH¢ (000)</b>	<b>344,426.0</b>	<b>182,417.0</b>	<b>418,352.8</b>	<b>4,623,907.4</b>

Source: Ministry of Finance/Bank of Ghana

### Appendix 5: 2020 ABFA ALLOCATION (GH¢)

No.	PRIORITY AREA	Goods and Services		CAPEX		Total (Goods & Services + CAPEX)		Percentage in Total (Revised Budget)
		2020 Budget	2020 Revised Budget	2020 Budget	2020 Revised Budget	2020 Budget	2020 Revised Budget	
1	AGRICULTURE			225.98	112.87	225.98	112.87	6.8
2	EDUCATION AND HEALTH DELIVERY SERVICES	1,297.76	493.77	74.20	74.20	1,371.96	567.97	34.3
	o/w Education Service Delivery	1,297.76	493.77	16.80	16.80	1,314.56	510.57	30.8
	o/w Health Service Delivery			57.40	57.40	57.40	57.40	3.5
3	ROADS, RAIL AND OTHER CRITICAL INFRASTRUCTURE	-	-	2,657.15	925.50	2,657.15	925.50	55.9
	o/w Road Infrastructure			1,201.00	121.67	1,201.00	121.67	7.3
	o/w Rail Infrastructure			112.58	76.59	112.58	76.59	4.6
	o/w Other Critical Infrastructure			1,343.57	727.24	1,343.57	727.24	43.9
4	INDUSTRIAL DEVELOPMENT			78.00	46.80	78.00	46.80	2.8
5	PIAC	3.09	3.09			3.09	3.09	0.2
6	TOTAL	1,300.85	496.86	3,035.33	1,159.37	4,336.18	1,656.23	100.0

Source: Ministry of Finance/Bank of Ghana

## Appendix 6: DETAILS OF TEN GAS UTILIZATION IN 2020

TEN FIELD						
MONTH	GAS UTILIZATION, MMSCF					
	PRODUCED	EXPORT	INJECTED	FUEL	FLARE	IMPORT
Jan-20	4,549.83	231.85	3,739.46	333.35	245.17	0
Feb-20	4,350.99	324.46	2,882.73	310.87	832.94	0
Mar-20	4,742.79	470.42	3,001.99	331.53	938.85	0
Apr-20	4,726.24	230.17	3,314.16	320.47	861.44	0
May-20	4,758.18	574.32	3,078.90	324.66	780.30	0
Jun-20	4,724.02	697.41	3,039.44	346.10	641.07	0
Jul-20	4,747.48	573.47	3,251.08	348.99	573.93	0
Aug-20	4,911.63	444.68	3,436.89	333.14	696.92	0
Sep-20	5,447.58	853.67	3,392.85	353.36	847.70	0
Oct-20	5,322.91	360.06	3,852.05	326.92	783.89	0
Nov-20	5,132.20	305.70	3,982.36	309.86	534.27	0
Dec-20	5,260.82	478.53	3,893.77	342.97	545.55	0
<b>TOTAL</b>	<b>58,674.67</b>	<b>5,544.74</b>	<b>40,865.68</b>	<b>3,982.22</b>	<b>8,282.03</b>	<b>0</b>

SOURCE: GNPC/GNGC

## Appendix 7: DETAILS OF SANKOFA GAS UTILIZATION IN 2020

SGN FIELD						
MONTH	GAS UTILIZATION, MMSCF					
	AG	NAG	EXPORT	INJECTED	FUEL	FLARE
Jan-20	3,082.85	5,949.65	4,638.84	4,638.84	536.52	53.67
Feb-20	3,243.06	5,403.19	4,115.39	4,115.39	414.16	6.77
Mar-20	3,417.57	7,418.16	6,037.04	6,037.04	412.04	27.62
Apr-20	3,473.47	6,467.19	5,214.85	5,214.85	403.59	81.85
May-20	3,677.15	5,875.11	4,723.71	4,723.71	421.45	86.19
Jun-20	3,543.17	5,901.10	4,792.61	4,792.61	409.59	167.36
Jul-20	3,571.72	5,915.13	4,637.90	4,637.90	428.57	92.91
Aug-20	3,753.22	4,949.84	3,785.93	3,785.93	370.69	37.64
Sep-20	4,053.19	4,651.33	3,686.78	3,701.81	353.72	90.59
Oct-20	4,326.60	5,813.40	4,827.20	4,174.40	355.66	137.75
Nov-20	4,134.92	5,497.74	4,479.40	4,576.10	348.54	124.69
Dec-20	4,225.83	6,509.40	5,519.61	4,919.61	353.98	89.14
<b>TOTAL</b>	<b>44,502.75</b>	<b>70,351.24</b>	<b>56,459.26</b>	<b>55,318.19</b>	<b>4,808.51</b>	<b>996.18</b>

SOURCE: GNPC/GNGC

**Appendix 8: AUDITED FINANCIAL REPORT FOR THE YEAR ENDED 31ST  
DECEMBER 2018**

**Petroleum Funds**

**Income and expenditure account  
For the year ended 31 December 2018**  
(All amounts are in US Dollars)

	Note	<u>Year ended 31 December</u>		
		2018	2017	2016
Investment income	9	15,790,458	9,327,020	5,794,058
Bank charges	10	<u>(34,354)</u>	<u>(27,447)</u>	<u>(23,595)</u>
Surplus income for the year		<u>15,756,104</u>	<u>9,299,573</u>	<u>5,770,463</u>

**INCOME RESERVE**

Balance brought forward	25,379,299	16,079,726	10,309,263
Surplus income for the year	15,756,104	9,299,573	5,770,463
Withdrawal from Ghana Stabilisation Fund	<u>(8,573,271)</u>	<u>-</u>	<u>-</u>
	<u>32,562,132</u>	<u>25,379,299</u>	<u>16,079,726</u>

## Petroleum Funds

### Statement of affairs As at 31 December 2018

(All amounts are in US Dollars)

	Note	<u>At 31 December</u>		
ASSETS		2018	2017	2016
Investment	11	<b>637,430,128</b>	454,267,714	254,768,499
Bank balances	12	<b><u>229,172,010</u></b>	<u>256,212,561</u>	<u>257,499,006</u>
<b>Total Assets</b>		<b><u>866,602,138</u></b>	<u>710,480,275</u>	<u>512,267,505</u>
<b>FINANCED BY:</b>				
Accumulated fund	13	<b>834,040,018</b>	685,100,976	496,187,779
Income reserve		<b><u>32,562,132</u></b>	<u>25,379,299</u>	<u>16,079,726</u>
<b>Total accumulated fund and reserve</b>		<b><u>866,602,138</u></b>	<u>710,480,275</u>	<u>512,267,505</u>

## Petroleum Funds

### Petroleum Holding Fund

For the year ended 31 December 2018

## Statement of cash receipts and disbursements

(All amounts are in US Dollars)

	Not e	<u>Year ended 31 December</u>		
		2018	2017	2016
Opening balance		12,635,576	27,556,550	9,414,557
Total funds received	3	<u>964,715,824</u>	<u>540,411,436</u>	<u>247,175,394</u>
<b>Total funds available</b>		<b><u>977,351,400</u></b>	<b><u>567,967,986</u></b>	<b><u>256,589,951</u></b>
<b>Distributions:</b>				
Transfers to GNPC equity finance	4	(201,104,903)	(103,439,007)	(58,114,054)
Transfers to GNPC carried and participating interest	5	(104,168,994)	(78,600,558)	(30,383,038)
Transfers to Annual Budget Funding Amount (ABFA)	6	(235,103,316)	(169,458,674)	(98,375,416)
Transfers to Ghana Stabilisation Fund	7	(305,723,401)	(142,683,920)	(29,512,625)
Transfers to Ghana Heritage Fund	8	(131,024,315)	(61,150,251)	(12,648,268)
<b>Total distributions</b>		<b>(977,124,929)</b>	<b>(555,332,410)</b>	<b>(229,033,401)</b>
<b>Undistributed receipts</b>		<b><u>226,471</u></b>	<b><u>12,635,576</u></b>	<b><u>27,556,550</u></b>

## Petroleum Funds

### Ghana Stabilisation Fund

For the year ended 31 December 2018

## Statement of deposits and withdrawals

(All amounts are in US Dollars)

	Note	<u>Year ended 31 December</u>		
		2018	2017	2016
Opening balance		<b>353,052,035</b>	207,748,661	177,396,124
Total funds received from the Petroleum Holding Fund	7	<b><u>305,723,401</u></b>	<u>142,683,920</u>	<u>29,512,625</u>
		<b>658,775,436</b>	350,432,581	206,908,749
Interest received	9	<b>6,409,693</b>	2,625,276	845,150
Bank charges	10	<b><u>(9,048)</u></b>	<u>(5,822)</u>	<u>(5,238)</u>
		<b>665,176,081</b>	353,052,035	207,748,661
Total funds withdrawn	14	<b><u>(283,972,852)</u></b>	-	-
<b>Accumulated fund</b>		<b><u>381,203,229</u></b>	<u>353,052,035</u>	<u>207,748,661</u>



## Petroleum Funds

### Ghana Heritage Fund

For the year ended 31 December 2018

## Statement of cash receipts and disbursements

(All amounts are in US Dollars)

	Not e	<u>Year ended 31 December</u>		
		2018	2017	2016
Opening balance		344,792,659	276,962,289	259,383,470
Total funds received from the Petroleum Holding Fund	8	<u>131,024,315</u>	<u>61,150,251</u>	<u>12,648,268</u>
		475,816,974	338,112,540	272,031,738
Interest received	9	9,380,765	6,701,744	4,948,908
Bank charges	10	<u>(25,306)</u>	<u>(21,625)</u>	<u>(18,357)</u>
Accumulated fund		<u>485,172,433</u>	<u>344,792,659</u>	<u>276,962,289</u>

**Appendix 9: AUDITED FINANCIAL REPORT FOR THE YEAR ENDED 31ST  
DECEMBER 2019**

**Petroleum Funds**

**Income and expenditure account  
For the year ended 31 December 2019**

(All amounts are in US Dollars)

	<b>Note</b>	<b>2019</b>	<b>2018</b>	<b>2017</b>
Investment Income	9a	<b>21,986,616</b>	15,790,458	9,327,020
Less:				
Bank charges	10	<u><b>(33,261)</b></u>	<u>(34,354)</u>	<u>(27,447)</u>
Surplus income for the year		<u><b>21,953,355</b></u>	<u>15,756,104</u>	<u>9,299,573</u>
<b>Income reserve</b>				
Balance brought forward		<b>32,562,132</b>	25,379,299	16,079,726
Surplus income for the year		<b>21,953,355</b>	15,756,104	9,299,573
Withdrawal from Ghana Stabilisation Fund		<u><b>(8,660,042)</b></u>	<u>(8,573,271)</u>	=
		<u><b>45,855,445</b></u>	<u>32,562,132</u>	<u>25,379,299</u>

## Petroleum Funds

<b>Assets</b>	<b>Note</b>	<b>2019</b>	<b>2018</b>	<b>2017</b>
Investments	11a	<b>464,694,174</b>	637,430,128	454,267,714
Bank balances	12	<b><u>516,368,884</u></b>	<u>229,172,010</u>	<u>256,212,561</u>
<b>Total assets</b>		<b><u>981,063,058</u></b>	<u>866,602,138</u>	<u>710,480,275</u>
<b>Financed by:</b>				
Fund balances	13	<b>935,207,613</b>	834,040,006	685,100,976
Reserves	15	<b><u>45,855,445</u></b>	<u>32,562,132</u>	<u>25,379,299</u>
<b>Total funds and reserves</b>		<b><u>981,063,058</u></b>	<u>866,602,138</u>	<u>710,480,275</u>
<b>Statement of affairs</b>				
<b>As at 31 December 2019</b>				
<b>(All amounts are in US Dollars)</b>				

## Petroleum Funds

### Petroleum Holding Fund For the year ended 31 December 2019

## Statement of cash receipts and disbursements

(All amounts are in US Dollars)

	Note	2019	2018	2017
Opening balance		<b>226,471</b>	12,635,576	27,556,550
Total receipts	3	<b><u>937,668,191</u></b>	<u>964,715,824</u>	<u>540,411,436</u>
Total funds available		<b><u>937,894,662</u></b>	<u>977,351,400</u>	<u>567,967,986</u>
Less: distribution to				
GNPC Equity Finance	4	<b>(155,374,492)</b>	(201,104,903)	(103,439,007)
GNPC Share of Crude Oil Carried & Participating Interest)	5	<b>(105,184,034)</b>	(104,168,994)	(78,600,558)
Annual Budget Funding Amount	6	<b>(395,471,682)</b>	(235,103,316)	(169,458,674)
Ghana Stabilisation Fund	7	<b>(188,303,970)</b>	(305,723,401)	(142,683,920)
Ghana Heritage Fund	8	<b><u>(80,701,702)</u></b>	<u>(131,024,315)</u>	<u>(61,150,251)</u>
<b>Total amount distributed</b>		<b><u>(925,035,880)</u></b>	<u>(977,124,929)</u>	<u>(555,332,410)</u>
<b>Undistributed receipts</b>		<b><u>12,858,782</u></b>	<u>226,471</u>	<u>12,635,576</u>

## Petroleum Funds

### Ghana Stabilisation Fund For the year ended 31 December 2019

## Statement of deposits and withdrawals

(All amounts are in US Dollars)

	Note	2019	2018	2017
Opening balance		<b>381,203,229</b>	353,052,035	207,748,661
Receipts from distribution	7	<b><u>188,303,970</u></b>	<u>305,723,401</u>	<u>142,683,920</u>
<b>Total</b>		<b><u>569,507,199</u></b>	<u>658,775,436</u>	<u>350,432,581</u>
Add				
Gross interest received	9b.1	<b>8,222,605</b>	6,409,693	2,625,276
Less bank charges	10	<b><u>(7,444)</u></b>	<u>(9,048)</u>	<u>(5,822)</u>
<b>Total fund Balance</b>		<b>577,722,360</b>	665,176,081	353,052,035
Less withdrawals	14	<b><u>(189,130,418)</u></b>	<u>(283,972,852)</u>	=
<b>Accumulated Reserve</b>		<b><u>388,591,942</u></b>	<u>381,203,229</u>	<u>353,052,035</u>

## Petroleum Funds

### Ghana Heritage Fund For the year ended 31 December 2019

## Statement of cash receipts and disbursements

(All amounts are in US Dollars)

	Note	2019	2018	2017
Opening balance		<b>226,471</b>	12,635,576	27,556,550
Total receipts	3	<b><u>937,668,191</u></b>	<u>964,715,824</u>	<u>540,411,436</u>
Total funds available		<b><u>937,894,662</u></b>	<u>977,351,400</u>	<u>567,967,986</u>
Less: distribution to				
GNPC Equity Finance	4	<b>(155,374,492)</b>	(201,104,903)	(103,439,007)
GNPC Share of Crude Oil Carried & Participating Interest)	5	<b>(105,184,034)</b>	(104,168,994)	(78,600,558)
Annual Budget Funding Amount	6	<b>(395,471,682)</b>	(235,103,316)	(169,458,674)
Ghana Stabilisation Fund	7	<b>(188,303,970)</b>	(305,723,401)	(142,683,920)
Ghana Heritage Fund	8	<b><u>(80,701,702)</u></b>	<u>(131,024,315)</u>	<u>(61,150,251)</u>
<b>Total amount distributed</b>		<b><u>(925,035,880)</u></b>	<u>(977,124,929)</u>	<u>(555,332,410)</u>
<b>Undistributed receipts</b>		<b><u>12,858,782</u></b>	<u>226,471</u>	<u>12,635,576</u>

## Appendix 10: BREAKDOWN OF PROJECTED ABFA SPENDING BY PRIORITY AREA AND MDA

S/N	MDA	Goods and Services		CAPEX	
		2020 Budget	2020 Revised Budget	2020 Budget	2020 Revised Budget
<b>1</b>	<b>AGRICULTURE</b>	-	-	<b>225,978,000.00</b>	<b>112,870,040.00</b>
	<b>Ministry of Food and Agriculture</b>	-	-	<b>225,978,000.00</b>	<b>112,870,040.00</b>
	<i>o/w Planting for Food and Jobs</i>	-	-	150,000,000.00	40,613,040.00
	<i>o/w Construction of Dam to hold spillage from Bagre Dam</i>	-	-	75,978,000.00	72,257,000.00
<b>2</b>	<b>EDUCATION AND HEALTH SERVICE DELIVERY</b>	<b>1,297,763,595.00</b>	<b>493,766,133.00</b>	<b>74,196,929.00</b>	<b>74,196,929.00</b>
	<b>Education Service Delivery</b>	<b>1,297,763,595.00</b>	<b>493,766,133.00</b>	<b>16,800,000.00</b>	<b>16,800,000.00</b>
	<b>Office of Government Machinery</b>	<b>1,297,763,595.00</b>	<b>493,766,133.00</b>		
	<i>o/w Free Senior High School Programme</i>	1,297,763,595.00	493,766,133.00		
	<b>Ministry of Education</b>	-	-	<b>16,800,000.00</b>	<b>16,800,000.00</b>
	<i>o/w Construction of 10 regional STEAM Centres</i>	-	-	16,800,000.00	16,800,000.00
	<b>Health Service Delivery</b>	-	-	<b>57,396,929.00</b>	<b>57,396,929.00</b>
	<b>Ministry of Health</b>	-	-	57,396,929.00	57,396,929.00
	<i>o/w Health Infrastructure</i>	-	-	44,396,929.00	44,396,929.00
	<i>o/w E-Health Project</i>	-	-	13,000,000.00	13,000,000.00
<b>3</b>	<b>ROADS, RAIL AND OTHER CRITICAL INFRASTRUCTURE</b>	-	-	<b>2,657,152,925.00</b>	<b>925,466,805.00</b>
	<b>Road Infrastructure</b>	-	-	<b>1,201,000,000.00</b>	<b>121,671,935.00</b>
	<b>Ministry of Roads and Highways</b>	-	-	<b>1,201,000,000.00</b>	<b>121,671,935.00</b>
	<i>o/w Roads Infrastructure</i>	-	-	1,201,000,000.00	121,671,935.00
	<b>Rail Infrastructure</b>	-	-	<b>112,581,252.00</b>	<b>76,558,586.00</b>
	<b>Ministry of Railways Development</b>	-	-	<b>112,581,252.00</b>	<b>76,558,586.00</b>
	<i>o/w Railways Development</i>	-	-	112,581,252.00	76,558,586.00
	<b>Other Critical Infrastructure</b>	-	-	<b>1,343,571,673.00</b>	<b>727,236,284.00</b>
	<b>Ministry of Regional Reorganisation and Development</b>	-	-	<b>125,000,000.00</b>	<b>125,000,000.00</b>
	<i>o/w Capitalisation of New Regions</i>	-	-	125,000,000.00	125,000,000.00
	<b>Ministry of Energy</b>	-	-	<b>60,000,000.00</b>	<b>60,000,000.00</b>
	<b>Ministry of Water Resources and Sanitation</b>	-	-	<b>38,948,657.00</b>	<b>37,718,201.00</b>
	<i>o/w Water and Sanitation</i>	-	-	38,948,657.00	37,718,201.00
	<b>Ministry of Works and Housing</b>	-	-	<b>120,000,000.00</b>	<b>40,000,000.00</b>
	<b>Ministry of Transport</b>	-	-	<b>12,373,275.00</b>	<b>11,917,611.00</b>
	<i>o/w Fish Landing Site</i>	-	-	12,373,275.00	11,917,611.00
	<b>Ministry of Special Development Initiatives</b>	-	-	<b>944,249,741.00</b>	<b>409,600,472.00</b>
	<i>o/w MSDI Hdqtrs</i>	-	-	188,849,948.00	81,920,094.00
	<i>o/w Development Authorities</i>	-	-	755,399,793.00	327,680,378.00
	<b>Ministry of Defence</b>	-	-	<b>43,000,000.00</b>	<b>43,000,000.00</b>
	<i>o/w Construction of Forward Operating Base</i>	-	-	43,000,000.00	43,000,000.00
<b>4</b>	<b>INDUSTIAL DEVELOPMENT</b>	-	-	<b>78,000,000.00</b>	<b>46,800,000.00</b>
	<b>Ministry of Trade and Industry</b>	-	-	<b>78,000,000.00</b>	<b>46,800,000.00</b>
	<i>o/w One District one Factory</i>	-	-	78,000,000.00	46,800,000.00
<b>5</b>	<b>PIAC</b>	<b>3,091,200.00</b>	<b>3,091,200.00</b>	-	-
	<b>Ministry of Finance</b>	<b>3,091,200.00</b>	<b>3,091,200.00</b>	-	-
	<i>o/w Public Interest and Accountability Committee</i>	3,091,200.00	3,091,200.00	-	-
	<b>Total</b>	<b>1,300,854,795.00</b>	<b>496,857,333.00</b>	<b>3,035,327,854.00</b>	<b>1,159,333,774.00</b>

## Appendix 11: DETAILS OF UTILISATION OF ABFA IN 2020

MDA	PRIORITY AREA/PROJECT DESCRIPTION	GOODS & SERVICES (in GH¢)	CAPEX (in GH¢)	TOTAL (in GH¢)	STATUS OF IMPLEMENTATION (%)
	1.0 AGRICULTURE	-	79,017,787.45	79,017,787.45	
	MINISTRY OF FOOD & AGRICULTURE	-	79,017,787.45	79,017,787.45	
	PLANTING FOR FOOD AND JOBS	-	79,017,787.45	79,017,787.45	
MOFA GOG	DEVELOPMENT OF IRRIGATION INFRASTRUCTURE AT MPRUMEM		4,532,016.06	4,532,016.06	99.00%
MOFA GOG	CONSTRUCTION OF SMALL EARTH DAM AT SANGBAA AND DAGBUNI IN THE NORTHERN REGION		1,807,871.85	1,807,871.85	99.00%
MOFA GOG	CONSTRUCTION OF PIYIRI IRRIGATION PROJECT PHASE II- IRRIGABLE AREA DEVELOPMENT		450,481.01	450,481.01	100.00%
MOFA GOG	CONSTRUCTION OF IRRIGATION INFRASTRUCTURE AT TAMNE, UPPER EAST REGION		5,180,000.00	5,180,000.00	95.00%
MOFA GOG	REHABILITATION OF 1NO. 3-BEDROOM BUNGALOW AND OUT QUARTERS FOR GHANA COTTON DEVELOPMENT AUTHORITY IN TAMALE		114,555.34	114,555.34	100.00%
MOFA GOG	REHABILITATION OF 2NO. 2-BEDROOM SEMI-DETACHED QUARTERS FOR GHANA COTTON DEVELOPMENT AUTHORITY IN TAMALE		75,122.06	75,122.06	100.00%
MOFA GOG	CONSTRUCTION OF IRRIGATION PROJECT AT TAMNE, UPPER EAST REGION		10,328,914.85	10,328,914.85	50.00%
MOFA GOG	CONSTRUCTION OF SMALL EARTH DAMS AT SENTU IN UPPER WEST RG.		1,092,866.70	1,092,866.70	100.00%
MOFA GOG	REHABILITATION OF IRRIGATION DAM AT GUO IN NANDOM DISTRICT, UPPER WEST REGION		928,042.26	928,042.26	100.00%
MOFA GOG	DEVELOPMENT OF IRRIGATION INFRASTRUCTURE AT MPRUMEM		3,197,294.68	3,197,294.68	100.00%
MOFA GOG	CONSTRUCTION OF SMALL EARTH DAM AT VUNANIA AND NAMOLIGU - UPPER EAST REGION		1,353,593.25	1,353,593.25	100.00%
MOFA GOG	CONSTRUCTION OF SMALL EARTH DAM AT VUNANIA AND NAMOLIGU - UPPER EAST REGION		1,755,510.47	1,755,510.47	100.00%



MDA	PRIORITY AREA/PROJECT DESCRIPTION	GOODS & SERVICES (in GH¢)	CAPEX (in GH¢)	TOTAL (in GH¢)	STATUS OF IMPLEMENTATION (%)
MOFA GOG	CONSTRUCTION OF IRRIGATION INFRASTRUCTURE AT TAMNE, UPPER EAST REGION		8,658,256.63	8,658,256.63	50.00%
MOFA GOG	DEVELOPMENT OF IRRIGATION INFRASTRUCTURE AT TAMNE IN THE UPPER EAST REGION		5,733,487.80	5,733,487.80	95.00%
MOFA GOG	CONSTRUCTION OF SMALL EARTH DAM AT SAGBAA AND DANGBUNI - NORTHERN REGION		1,935,460.65	1,935,460.65	100.00%
MOFA GOG	CONSTRUCTION OF SMALL EARTH DAM AT SANGBAA AND DAGBUNI		931,867.83	931,867.83	100.00%
MOFA GOG	REHABILITATION OF SMALL OF DAM AT VUNANIA AND NAMOLIGU IN THE UPPER EAST REGION		1,657,429.85	1,657,429.85	100.00%
MOFA GOG	CONSTRUCTION OF SMALL EARTH DAM AT AKATA IN THE UPPER WEST REGION		1,825,189.24	1,825,189.24	100.00%
MOFA GOG	CONSTRUCTION OF SMALL EARTH DAM AT TOKUN & KO IN THE UPPER WEST REGION		1,916,988.95	1,916,988.95	100.00%
MOFA GOG	CONSTRUCTION OF SMALL EARTH DAM AT DUONG IN THE UPPER WEST REGION		2,069,117.10	2,069,117.10	100.00%
MOFA GOG	CONSTRUCTION OF SMALL EARTH DAM AT TOKUN AND KO-TUOPARE IN THE UPPER WEST REGION		1,761,175.69	1,761,175.69	100.00%
MOFA GOG	DREDGING WORKS AT SISSILI AND KULPAWN RIVER		6,328,960.00	6,328,960.00	0.00%
MOFA GOG	CONSTRUCTION OF SMALL EARTH DAM AT DUONG		265,557.78	265,557.78	100.00%
MOFA GOG	CONSTRUCTION OF SMALL EARTH DAM AT KATAA - UPPER WEST REGION		737,196.05	737,196.05	100.00%
MOFA GOG	DEVELOPMENT OF IRRIGATION INFRASTRUCTURE AT MPRUMEM		3,323,977.54	3,323,977.54	100.00%
MOFA GOG	CONSULTANCY SERVICES UNDER THE TAMNE IRRIGATION PROJECT		504,050.43	504,050.43	0.00%
MOFA GOG	CONSTRUCTION OF WAREHOUSE AND ANCILLARY STRUCTURES IN UPPER EAST REGION		304,691.17	304,691.17	100.00%
MOFA GOG	CONSTRUCTION OF WAREHOUSE AND ANCILLARY STRUCTURES IN UPPER WEST REGION		358,428.75	358,428.75	100.00%

MDA	PRIORITY AREA/PROJECT DESCRIPTION	GOODS & SERVICES (in GH¢)	CAPEX (in GH¢)	TOTAL (in GH¢)	STATUS OF IMPLEMENTATION (%)
MOFA GOG	CONSTRUCTION OF WAREHOUSES AND ANCILLARY STRUCTURES AT NEW EDUBIASE, ADANSI SOUTH DISTRICT		534,269.00	534,269.00	60.00%
MOFA GOG	CONSTRUCTION OF WAREHOUSES AND ANCILLARY STRUCTURES AT NSUTA, ASHANTI AKYEM NORTH		432,519.00	432,519.00	65.00%
MOFA GOG	CONSTRUCTION OF WAREHOUSES AND ANCILLARY STRUCTURES AT DORMAA-AHENKRO, DORMAA AHENKRO MUNICIPALITY		273,471.15	273,471.15	100.00%
MOFA GOG	CONSTRUCTION OF WAREHOUSES AND ANCILLARY STRUCTURES AT PUSU NAMANGO, TALENSI DISTRICT, UPPER EAST REGION		476,136.48	476,136.48	100.00%
MOFA GOG	CONSTRUCTION OF WAREHOUSES AND ANCILLARY STRUCTURES AT HAIN, JIRAPA DISTRICT, UPPER WEST REGION		404,512.13	404,512.13	100.00%
MOFA GOG	CONSTRUCTION OF WAREHOUSE & ANCILLARY STRUCTURES IN THE UPPER EAST REGION		525,301.86	525,301.86	100.00%
MOFA GOG	CONSTRUCTION OF WAREHOUSE AT KWAME DANSO-BA/R		606,708.77	606,708.77	100.00%
MOFA GOG	CONSTRUCTION OF WAREHOUSES & ANCILLARY STRUCTURES AT BONGO IN THE UPPER EAST REGION		325,397.02	325,397.02	100.00%
MOFA GOG	CONSTRUCTION OF WAREHOUSES & ANCILLARY STRUCTURES AT AGOGO IN THE A/R		654,301.00	654,301.00	90.00%
MOFA GOG	CONSTRUCTION OF WAREHOUSE AT BULENGA IN THE UPPER WEST REGION		228,664.62	228,664.62	82.00%
MOFA GOG	CONSTRUCTION OF WAREHOUSE AT NANGODI IN THE UPPER EAST REGION		717,157.22	717,157.22	100.00%
MOFA GOG	Construction of 1No. Warehouse in Bole		186,309.23	186,309.23	100.00%
MOFA GOG	CONSULTANCY FEE		212,557.50	212,557.50	0.00%
MOFA GOG	CONSULTANCY FEE		132,038.36	132,038.36	0.00%
MOFA GOG	CONSULTANCY FEE		200,865.91	200,865.91	0.00%

MDA	PRIORITY AREA/PROJECT DESCRIPTION	GOODS & SERVICES (in GH¢)	CAPEX (in GH¢)	TOTAL (in GH¢)	STATUS OF IMPLEMENTATION (%)
MOFA GOG	Construction of 1No. Warehouse in Nkoranza North		405,415.13	405,415.13	100.00%
MOFA GOG	CONSULTANCY FEE		233,028.08	233,028.08	0.00%
MOFA GOG	CONSULTANCY FEE		186,625.25	186,625.25	0.00%
MOFA GOG	Construction of 1No. Warehouse in Dzodze in Ketu North		99,700.15	99,700.15	100.00%
MOFA GOG	Construction of 1No. Warehouse in Gambaga in the East Mamprusi		583,409.00	583,409.00	100.00%
MOFA GOG	Construction of 1No. Warehouse in Nkwanta in the Nkwanta South		698,640.00	698,640.00	100.00%
MOFA GOG	Construction of 1No. Warehouse in Chinderi in the Krachi Nchumuru		164,442.57	164,442.57	100.00%
MOFA GOG	Construction of 1No. Warehouse in Walewale in the West Mamprusi		652,790.34	652,790.34	100.00%
MOFA GOG	Construction of 1No. Warehouse in Bussie in the Daffiama-Bussie-Issa		404,068.73	404,068.73	100.00%
MOFA GOG	Construction of 1No. Warehouse in Hain in the Jirapa		551,354.96	551,354.96	100.00%
	<b>2.0 EDUCATION AND HEALTH SERVICE DELIVERY</b>	<b>640,319,078.50</b>	<b>57,923,978.54</b>	<b>698,243,057.04</b>	
	<b>EDUCATION SERVICE DELIVERY</b>	<b>640,319,078.50</b>	<b>16,800,000.00</b>	<b>657,119,078.50</b>	
	<b>OFFICE OF OVERNMENT MACHINERY</b>	<b>640,319,078.50</b>	-	<b>640,319,078.50</b>	
	<b>FREE SHS POLICY</b>	<b>640,319,078.50</b>	-	<b>640,319,078.50</b>	
OGM GOG	IMPLEMENTATION OF FREE SHS	389,329,078.50		389,329,078.50	
OGM GOG	SUPPORT THE WORK OF THE COMMITTEE COORDINATING THE NATIONWIDE RE-OPENING OF EDUCATIONAL INST.	150,000,000.00		150,000,000.00	
OGM GOG	CLEANING AND FUMIGATION EXERCISE	100,990,000.00		100,990,000.00	
	<b>MINISTRY OF EDUCATION</b>	-	<b>16,800,000.00</b>	<b>16,800,000.00</b>	
	<b>EDUCATION INFRASTRUCTURE</b>	-	<b>16,800,000.00</b>	<b>16,800,000.00</b>	
MOE GOG	INTERIM PAYMENT CERTIFICATE NO.0003.		10,505,926.00	10,505,926.00	30.00%
MOE GOG	CONSTRUCTION		6,294,074.00	6,294,074.00	35.00%
	<b>HEALTH SERVICE DELIVERY</b>	-	<b>41,123,978.54</b>	<b>41,123,978.54</b>	
	<b>MINISTRY OF HEALTH</b>	-	<b>41,123,978.54</b>	<b>41,123,978.54</b>	
	<b>HEALTH INFRASTRUCTURE</b>	-	<b>41,123,978.54</b>	<b>41,123,978.54</b>	
MOH GOG	CONSTRUCTION OF CHPS COMPOUND, AHANKRASU E/R		188,299.21	188,299.21	98.00%
MOH GOG	CONSTRUCTION OF CHPS COMPOUND SAMPROSO A/R		327,958.67	327,958.67	100.00%

MDA	PRIORITY AREA/PROJECT DESCRIPTION	GOODS & SERVICES (in GH¢)	CAPEX (in GH¢)	TOTAL (in GH¢)	STATUS OF IMPLEMENTATION (%)
MOH GOG	CONSTRUCTION OF CHPS COMPOUND, TETEGU GA/R		202,418.22	202,418.22	89.13%
MOH GOG	CONSTRUCTION OF CHPS COMPOUND AT AKAASO W/R		268,611.85	268,611.85	100.00%
MOH GOG	CONSTRUCTION OF CHPS COMPOUND, AKYEM MAMPONG E/R		416,215.27	416,215.27	98.00%
MOH GOG	CONSTRUCTION OF CHPS COMPOUND KOFIASU BAR		641,254.26	641,254.26	100.00%
MOH GOG	CONSTRUCTION OF CHPS COMPOUND AT AKAASU W/R		279,375.79	279,375.79	100.00%
MOH GOG	CONSTRUCTION OF CHPS COMPOUND, TIAWIA E/R		240,630.20	240,630.20	95.63%
MOH GOG	NATIONAL E-HEALTH PROJECT PHASE 2 - IMPLEMENTATION OF ELECTRONIC MEDICAL RECORDS AND PATIENT MANAGEMENT SYSTEM FOR THE HEALTH SECTOR		13,000,000.00	13,000,000.00	50.00%
MOH GOG	CONSTRUCTION OF CHPS COMPOUND AT MEMPEASEM		657,395.99	657,395.99	44.00%
MOH GOG	CONSTRUCTION OF CHPS COMPOUND AT KWAGYEKROM OFFINSO-ASHANTI REGION		377,251.56	377,251.56	48.14%
MOH GOG	CONSTRUCTION OF CHPS COMPOUND AT KOFORIDUA (NEAR OFFINSO)-ASHANTI REGION		68,867.50	68,867.50	100.00%
MOH GOG	CONSTRUCTION OF CHPS COMPOUND AT SELECTED LOCATIONS IN GHANA FOR MOH AT KLEFE DEMETEEY HO MUNICIPALITY-VOLTA REGION		238,518.37	238,518.37	37.50%
MOH GOG	CONSTRUCTION OF CHPS COMPOUND AT AMAKYEKROM IN THE BRONG AHAFO REGION		220,277.53	220,277.53	100.00%
MOH GOG	CONSTRUCTION OF CHPS COMPOUND AT NTUMKUNSO EFFIDUASE-ASHANTI REGION		295,506.90	295,506.90	55.50%
MOH GOG	CONSTRUCTION OF CHPS COMPOUND AKYEM MAMPONG E/R		285,706.04	285,706.04	98.00%
MOH GOG	CONSTRUCTION OF CHPS COMPOUND AT ANTWIRIFO IN THE BRONG AHAFO REGION		359,390.83	359,390.83	100.00%
MOH GOG	CONSTRUCTION OF CHPS COMPOUND AT MANTEWARESO IN THE BRONG AHAFO REGION		270,324.37	270,324.37	100.00%

MDA	PRIORITY AREA/PROJECT DESCRIPTION	GOODS & SERVICES (in GH¢)	CAPEX (in GH¢)	TOTAL (in GH¢)	STATUS OF IMPLEMENTATION (%)
MOH GOG	CONSTRUCTION OF CHPS COMPOUND AT GYAASE KOTUAKROM IN THE BRONG AHAFO REGION		390,967.34	390,967.34	100.00%
MOH GOG	CONSTRUCTION OF CHPS COMPOUND AT WIABOMAN-GA REGION		347,863.23	347,863.23	100.00%
MOH GOG	CONSTRUCTION OF CHPS COMPOUND, KASENA NANKANA IN THE UPPER EAST REGION		184,712.00	184,712.00	100.00%
MOH GOG	CONSTRUCTION OF CHPS COMPOUND AT BOIKROM-AHANTA WEST DISTRICT		36,883.35	36,883.35	34.00%
MOH GOG	CONSTRUCTION OF CHPS COMPOUND AT SEPE TIMPONG-ASHANTI REGION		188,894.20	188,894.20	100.00%
MOH GOG	CONSTRUCTION OF CHPS COMPOUND AT KARANTENG PRESTEA HUNI VALLEY		7,162.85	7,162.85	100.00%
MOH GOG	CONSTRUCTION OF CHPS COMPOUND AT TEIMAN-GA EAST DISTRICT		189,180.38	189,180.38	100.00%
MOH GOG	CONSTRUCTION OF CHPS COMPOUND AT EGGU IN THE UPPER WEST REGION		88,433.71	88,433.71	48.00%
MOH GOG	CONSTRUCTION OF CHPS COMPOUND AT BIBIANI-BEKWAI DISTRICT		6,757.53	6,757.53	100.00%
MOH GOG	CONSTRUCTION OF CHPS COMPOUND AT VIERI-WA WEST REGION		85,222.23	85,222.23	64.00%
MOH GOG	CONSTRUCTION OF CHPS COMPOUND AT AKANGO-NZEMA EAST IN THE WESTERN REGION		38,136.15	38,136.15	90.00%
MOH GOG	CONSTRUCTION OF CHPS COMPOUND AT AKANGO-NZEMA EAST IN THE WESTERN REGION		156,478.55	156,478.55	94.00%
MOH GOG	CONSTRUCTION OF CHPS COMPOUND AT KETEJALE-KPANDAI IN THE NORTHERN REGION		7,569.01	7,569.01	100.00%
MOH GOG	UPGRADING AND REPLACEMENT OF EXISTING MEDICAL AND SUPPORTING-TECHNICAL EQUIPMENT SPARE PARTS PLANNED PREVENTIVE BIO-MEDICAL MAINTENANCE WORKS AT KOMFO ANOKYE TEACHING HOSPITAL		2,060,000.00	2,060,000.00	100.00%

MDA	PRIORITY AREA/PROJECT DESCRIPTION	GOODS & SERVICES (in GH¢)	CAPEX (in GH¢)	TOTAL (in GH¢)	STATUS OF IMPLEMENTATION (%)
MOH GOG	CONSTRUCTION OF CHPS COMPOUND AT TANYIGBE-HO MUNICIPALITY		423,618.30	423,618.30	41.25%
MOH GOG	CONSTRUCTION OF CHPS COMPOUND AT NSUTAM FANTEAKWA SOUTH-EASTERN REGION		477,563.40	477,563.40	48.25%
MOH GOG	CONSTRUCTION OF CHPS COMPOUND AT AKUAKROM SEKYERE EAST- ASHANTI REGION		442,507.50	442,507.50	28.75%
MOH GOG	CONSTRUCTION OF CHPS COMPOUND AT GURUNGU IN THE UPPER WEST REGION		107,804.04	107,804.04	59.00%
MOH GOG	CONSTRUCTION OF CHPS COMPOUND AT KWAMOANO TWIFO HEMAN- CENTRAL REGION		480,398.31	480,398.31	28.75%
MOH GOG	CONSTRUCTION OF CHPS COMPOUND AT KODUAKROM SUNYANI- BRONG AHAFO		457,756.20	457,756.20	51.36%
MOH GOG	CONSTRUCTION OF 3-STOREY HOSTEL BLOCK AT CAPE COAST NTC AND ANCILLARY WORKS- CENTRAL REGION		904,669.05	904,669.05	80.00%
MOH GOG	CONSTRUCTION OF CHPS COMPOUND AT OTUMI KWAEBIBIREM DISTRICT- EASTERN REGION		434,076.84	434,076.84	50.00%
MOH GOG	CONSTRUCTION OF CHPS COMPOUND AT ABOABO BIBIANI ANHWIASO BEKWAI- WESTERN REGION		397,190.25	397,190.25	63.82%
MOH GOG	CONSTRUCTION OF CHPS COMPOUND AT MAMAKRA IN THE NKWANTA NORTH DISTRICT-VOLTA REGION		92,817.17	92,817.17	100.00%
MOH GOG	CONSTRUCTION AND COMPLETION OF OFFICE COMPLEX FOR THE ASSOCIATION OF REGULATORY BODIES AT RIDGE - ACCRA		10,191,077.17	10,191,077.17	100.00%
MOH GOG	CONSULTANCY FEE ON THE CONSTRUCTION OF 3-STOREY HOSTEL BLOCK AT CAPE COAST NTC AND ANCILLARY WORKS IN THE CENTRAL REGION		72,008.57	72,008.57	80.00%

MDA	PRIORITY AREA/PROJECT DESCRIPTION	GOODS & SERVICES (in GH¢)	CAPEX (in GH¢)	TOTAL (in GH¢)	STATUS OF IMPLEMENTATION (%)
MOH GOG	CONSTRUCTION OF NSAWORA HEALTH CENTRE FOR GHANA HEALTH SERVICE AT NSAWORA SEFWI AKONTOMBRA DISTRICT IN THE WESTERN REGION		656,933.96	656,933.96	73.92%
MOH GOG	CONSULTANCY FEE ON THE CONSTRUCTION OF NSAWORA HEALTH CENTRE FOR GHANA HEALTH SERVICE AT NSAWORA SEFWI AKONTOMBRA DISTRICT IN THE WESTERN REGION		153,143.44	153,143.44	73.92%
MOH GOG	CONSTRUCTION OF CHPS COMPOUNDS AT AKIM NKWANTANANG, KWAEBIRIREM DISTRICT IN THE EASTERN REGION FOR MOH		248,877.00	248,877.00	37.50%
MOH GOG	CONSTRUCTION OF COMMUNITY-BASED HEALTH PLANNING SERVICE (CHPS) COMPOUND AT ANANEKROM-UPPER DENKYIRA WEST IN THE WESTERN REGION FOR THE MINISTRY OF HEALTH		288,195.75	288,195.75	39.38%
MOH GOG	CONSTRUCTION OF CHPS COMPOUND AT DEBISO-BIBIANI ANHWIANSO BEKWAI IN THE WESTERN REGION		503,858.03	503,858.03	45.63%
MOH GOG	CONSTRUCTION OF CHPS COMPOUNDS AT NKORANZA NYINASE IN THE BONO EAST REGION FOR MINISTRY OF HEALTH		212,525.91	212,525.91	31.25%
MOH GOG	CONSTRUCTION OF CHPS COMPOUNDS AT NTAKAM IN THE WESTERN REGION FOR MINISTRY OF HEALTH		614,148.89	614,148.89	88.13%
MOH GOG	CONSTRUCTION OF CHPS COMPOUNDS AT ASUOGYAMAN DISTRICT IN THE EASTERN REGION FOR MINISTRY OF HEALTH		400,773.11	400,773.11	43.75%
MOH GOG	CONSTRUCTION OF CHPS COMPOUND AT KWANYAKO ASUOGYAMAN IN THE EASTERN REGION FOR MINISTRY OF HEALTH		239,624.10	239,624.10	25.94%
MOH GOG	CONSTRUCTION OF CHPS COMPOUNDS AT ABOABO BIBIANI ANHWIANSO BEKWAI IN THE WESTERN REGION FOR MINISTRY OF HEALTH		207,951.62	207,951.62	100.00%



MDA	PRIORITY AREA/PROJECT DESCRIPTION	GOODS & SERVICES (in GH¢)	CAPEX (in GH¢)	TOTAL (in GH¢)	STATUS OF IMPLEMENTATION (%)
MOH GOG	CONSTRUCTION OF CHPS COMPOUNDS NSUTAM FANTEAKWA SOUTH IN THE EASTERN REGION FOR MINISTRY OF HEALTH		274,156.63	274,156.63	48.25%
MOH GOG	CONSTRUCTION OF CHPS COMPOUND AT NKROFUL-DENKYIRA IN THE CENTRAL REGION		271,852.20	271,852.20	38.47%
MOH GOG	CONSTRUCTION OF CHPS COMPOUND AT TIAWIA-EASTERN REGION		226,775.67	226,775.67	95.63%
MOH GOG	CONSTRUCTION OF CHPS COMPOUND AT YAWUSUKROM IN ASUNAFU NORTH DISTRICT OF BRONG AHAFO REGION		49,296.60	49,296.60	44.00%
MOH GOG	CONSTRUCTION OF CHPS COMPOUND AT AKYEM MAMPONG-EASTERN REGION		168,115.74	168,115.74	98.00%
	3.0 ROAD, RAIL, & OTHER CRITICAL INFRASTRUCTURE DEVELOPMENT	-	1,958,971,270.23	1,958,971,270.23	
	ROAD INFRASTRUCTURE	-	1,188,367,233.70	1,188,367,233.70	
	MINISTRY OF ROADS AND HIGHWAYS	-	1,188,367,233.70	1,188,367,233.70	
MORH GOG	RECONSTRUCTION OF OTANO JUNCTION -SCHOOL JUNCTION ROAD (3KM)		18,525,498.69	18,525,498.69	100.00%
MORH GOG	REHABILITATION OF OBUASI JUNCTION-DUNKWA ROAD(KM0+00 - 13+800)		3,240,374.55	3,240,374.55	88.20%
MORH GOG	UPGRADING OF DABOYA-MANKARIGU ROAD (KM 30-63.1)		10,000,000.00	10,000,000.00	30.00%
MORH GOG	UPGRADING OF ADWOFUA - OSEIKOJOKROM ROAD (KM 16.0 - 11.0) WN		5,000,000.00	5,000,000.00	9.00%
MORH GOG	REHABILITATION OF ESHIEM-AKROSO-AKIM ODA ROAD KM 0.00-42.0) - ER		10,000,000.00	10,000,000.00	10.00%
MORH GOG	RECONSTRUCTION OF AKIM ODA - ACHIASE-AMANFOPONG ROAD (KM 0-27) AND REHABILITATION OF AKIM SWEDRU AND AKIM AWISA TOWN ROADS (16.5KM)		10,000,000.00	10,000,000.00	40.00%
MORH GOG	UPGRADING OF BEREKUM-SEIKWA-NSAWKAW ROAD (KM0-33.2)		5,000,000.00	5,000,000.00	88.00%



MDA	PRIORITY AREA/PROJECT DESCRIPTION	GOODS & SERVICES (in GH¢)	CAPEX (in GH¢)	TOTAL (in GH¢)	STATUS OF IMPLEMENTATION (%)
MORH GOG	CONST. OF BINJAI-FUFULSO ROAD(KM35) AND (KM64.1 - 100) - 71KM - SAV		10,000,000.00	10,000,000.00	18.00%
MORH GOG	RECONSTRUCTION OF KWABENG-ABOMOSU-ASUOM ROAD(KM41.4)		10,000,000.00	10,000,000.00	70.67%
MORH GOG	REHABILITATION ( ASPHALTIC CONCRETE) OF KUMASI-SUNYANI ROAD (N6)(MANKRASO JN - BECHEM JN) (KM22-62) - ASR		10,000,000.00	10,000,000.00	5.00%
MORH GOG	WORK DONE ON COMMANDOS AREA ROADS-ADENTA (2.00KM)		952,087.60	952,087.60	90.00%
MORH GOG	UPGRADING OF FIAN-ISSAH-WAHABU ROAD(KM0-9, 19-62.0) AND ISSA TOWN ROADS(4KM)(56KM) -		5,000,000.00	5,000,000.00	Advance mobilisation
MORH GOG	UPGRADING OF CHUCHULIGA SANDEMA WIESI ROAD KM 40-		10,000,000.00	10,000,000.00	25.00%
MORH GOG	REHABILITATION OF TWENEBOA STREET, ESUAPIM STREET, LOTUS STREET, CUP PLANT STREET, JATO STREET AND ATTOH MACLEAN AVENUE-ABLEKUMA NORTH (2.50KM)		658,619.66	658,619.66	15.00%
MORH GOG	RECONSTRUCTION OF OSIE BEGORO ROAD (24.8KM)		5,000,000.00	5,000,000.00	67.00%
MORH GOG	ASPHALTIC OF SELECTED ARTERIAL AND COLLECTOR ROADS IN KUMASI METROPOLIS- PHASE 2 (30KM)		3,597,653.95	3,597,653.95	70.00%
MORH GOG	REHABILITATION (ASPHALTIC CONCRETE) OF TEPA-MAABAN ROAD (15KM) AND MAABAN TOWN ROADS (4KM) -		5,000,000.00	5,000,000.00	7.60%
MORH GOG	UPGRADING OF SALAGA - BIMBILA ROAD (KM 2-73) 71KM		10,000,000.00	10,000,000.00	24.00%
MORH GOG	REHABILITATION( ASPHALTIC CONCRETE) OF MANKRASO JUNCTION TO TEPA ROAD (45KM) - ASR		10,000,000.00	10,000,000.00	16.50%
MORH GOG	ASPHALTIC OVERLAY OF SELECTED ROADS IN KYEBI (10KM)		4,588,648.31	4,588,648.31	60.00%
MORH GOG	CONSTRUCTION OF TESHIE LINK		13,666,328.59	13,666,328.59	54.00%
MORH GOG	UPGRADING OF KWADASO - TRABUOM ROAD (30KM)		5,000,000.00	5,000,000.00	29.40%
MORH GOG	UPGRADING OF AKRODIE-SAYERESO ROAD(KM0 - 20.0) -		5,000,000.00	5,000,000.00	48.06%

MDA	PRIORITY AREA/PROJECT DESCRIPTION	GOODS & SERVICES (in GH¢)	CAPEX (in GH¢)	TOTAL (in GH¢)	STATUS OF IMPLEMENTATION (%)
MORH GOG	RECONSTRUCTION OF AKROPONG -PRAMKESE-ADANKRONO ROAD (27.2KM)		10,000,000.00	10,000,000.00	7.10%
MORH GOG	RECONSTRUCTION OF AVIATION ROAD, ADENTA (FINAL CERT)		628,434.08	628,434.08	100.00%
MORH GOG	ASPHALTIC WORKS ON SELECTED ROADS IN ABLEKUMA WEST MUNICIPAL ASSEMBLY AND ADENTA SSNIT FLATS (14.10KM)		10,035,404.42	10,035,404.42	100.00%
MORH GOG	SURFACING OF FAWODE-ADWUMAM-KENYASI F/RDS		954,838.82	954,838.82	Terminated
MORH GOG	CONST. OF STEEL BRIDGE OVER RIVER NTATEASU ON NKWANTANUM-ASAMAN F/RDS		329,349.75	329,349.75	100.00%
MORH GOG	SURFACING OF DAWA-AHWIAM-NINGO PH.I F/RDS		941,488.02	941,488.02	100.00%
MORH GOG	SURFACING OF DAWA-AHWIAM-NINGO PH.II F/RDS		732,075.87	732,075.87	100.00%
MORH GOG	DECONGESTION OF EJISU-KNUST SECTION OF THE N6; KNUST AND BOADI ROUNDABOUTS -		5,000,000.00	5,000,000.00	85.64%
MORH GOG	REHAB. OF GAAGO JUNCTION-GAAGO PRIM. SCH RIVER F/RDS		2,327,623.31	2,327,623.31	40.00%
MORH GOG	REHABILITATION OF ECOMOG ROAD AND EXTENSION (12.80KM) -ACCRA		1,754,833.85	1,754,833.85	51.78%
MORH GOG	ASPHALTIC OVERLAY WORKS OF SELECTED ROADS IN OKAIKWEI NORTH MUNICIPALITY, PHASE (1,2 & 3)		5,000,000.00	5,000,000.00	40.00%
MORH GOG	UPGRADING OF ADWOFUA-OSEIKOJOKROM ROAD (KM 16-41) -		5,000,000.00	5,000,000.00	39.60%
MORH GOG	CONSTRUCTION OF BINJAI-FUFULSO ROAD (KM0.00-35.00 AND KM 64.10 - 100.00) - (71.0KM)		10,000,000.00	10,000,000.00	18.00%
MORH GOG	UPGRADING OF FIAN-ISSAH-WAHABU ROAD (KM 0-9; 19.0-62.0) AND ISSA TOWN ROADS (4KM)(56KM)		5,000,000.00	5,000,000.00	Advance mobilisation
MORH GOG	RECONSTRUCTION OF OSLEM-BEGORO ROAD (24.80KM)		5,000,000.00	5,000,000.00	67.00%
MORH GOG	REHABILITATION (ASPHALTIC CONCRETE) OF MANKRASO JUNCTION TO TEPA ROAD (45KM)-ASR		10,000,000.00	10,000,000.00	16.50%

MDA	PRIORITY AREA/PROJECT DESCRIPTION	GOODS & SERVICES (in GH¢)	CAPEX (in GH¢)	TOTAL (in GH¢)	STATUS OF IMPLEMENTATION (%)
MORH GOG	REHABILITATION (ASPHALTIC CONCRETE) OF KUMASI-SUNYANI ROAD (N6) (MANKRASO JN - BECHEM JN (KM22+00-62+000) -40KM		10,000,000.00	10,000,000.00	5.00%
MORH GOG	UPGRADING OF SALAGA-BIMBILLA ROAD (KM 2-73)(71KM)		10,000,000.00	10,000,000.00	24.00%
MORH GOG	UPGRADING OF DABOYA-MANKARIGU ROAD (KM 30.0-63.1)		10,000,000.00	10,000,000.00	19.00%
MORH GOG	ACCRA-KUMASI HIGHWAY DUALIZATION PROJECT; KWAFOKROM-APEDWA SECTION (KM 31.7) ADDENDUM 1 - RECONSTRUCTION OF NORTH BOUND SECTION		20,000,000.00	20,000,000.00	40.20%
MORH GOG	REHABILITATION OF ESHIEM-AKROSO-AKIM ODA ROAD (KM 0.00-42.0)		8,261,119.05	8,261,119.05	10.00%
MORH GOG	RECONSTRUCTION OF AKIM ODA-ACHIASE-AMANFOPONG AND REHABILITATION OF AKIM AWISA AND AKIM ODA TOWN ROADS (43.5KM)		1,337,119.18	1,337,119.18	40.00%
MORH GOG	RECONSTRUCTION OF AKIM ODA-ACHIASE-AMANFOPONG AND REHABILITATION OF AKIM AWISA AND AKIM ODA TOWN ROADS (43.5KM)		8,662,880.82	8,662,880.82	40.00%
MORH GOG	PARTIAL RECONSTRUCTION OF CHUCHULIGA-SANDEMA-WIESI ROAD (40KM)		722,999.15	722,999.15	25.00%
MORH GOG	RECONSTRUCTION OF KWABENG-ABOMOSU-ASUOM ROAD (41.4KM)		10,000,000.00	10,000,000.00	70.67%
MORH GOG	REHABILITATION (ASPHALTIC CONCRETE) OF TEPA-MAABAN ROAD (15KM) AND MAABAN TOWN ROADS (4KM)		5,000,000.00	5,000,000.00	7.60%
MORH GOG	DECONGESTION OF EJISU SECTION OF THE N6; DECONGESTION OF EJISU SECTION OF THE N6; KNUST AND BOADI ROUNDABOUT AND BOADI ROUNDABOUT		5,000,000.00	5,000,000.00	86.82%

MDA	PRIORITY AREA/PROJECT DESCRIPTION	GOODS & SERVICES (in GH¢)	CAPEX (in GH¢)	TOTAL (in GH¢)	STATUS OF IMPLEMENTATION (%)
MORH GOG	RECONSTRUCTION OF AKROPONG-PRAMKESE-ADANKRONO ROAD (27.20KM) & RECONSTRUCTION OF KWABENG - AKROPONG ROAD (20.5KM) AND AKROPONG TOWN ROADS (2.75KM)		10,000,000.00	10,000,000.00	7.10%
MORH GOG	REHABILITATION OF MANKESSIM - AYELDU-ABURA DUNKWA ROAD (KM 0-23)		1,738,880.91	1,738,880.91	65.00%
MORH GOG	UPGRADING OF TAMALE-NANTON-KARAGA ROAD (KM13.0 - 74.5)		9,069,035.05	9,069,035.05	29.70%
MORH GOG	REHABILITATION OF ADANKRONO-KADE-NEW-ABIRIEM ROAD (KM 0.0 - 21.0)		13,472,185.96	13,472,185.96	7.00%
MORH GOG	UPGRADING OF POWERLAND-SAKORA ROAD, MADINA PHASE 1 (0.75KM)		72,898.96	72,898.96	100.00%
MORH GOG	UPGRADING OF POWERLAND-SAKORA ROAD, MADINA PHASE2 (0.75KM)		74,951.99	74,951.99	100.00%
MORH GOG	EMERGENCY ASPHALTIC OVERLAY ON SELECTED ARTERIAL AND COLLECTOR ROADS IN ACCRA METROPOLIS PHASE 3 (40.00KM)		15,748,086.15	15,748,086.15	90.00%
MORH GOG	ASPHALTIC WORKS ON SELECTED ROADS IN ABLEKUMA WEST MUNICIPAL ASSEMBLY AND ADENTA SSNIT FLAT		11,394,765.61	11,394,765.61	100.00%
MORH GOG	UPGRADING OF DABOYA-MANKARIGU ROAD (KM 10.0 - 30.0)		4,277,000.85	4,277,000.85	15.00%
MORH GOG	BITUMEN SURFACING OF NEW TAFO-NOBI & OTHERS		823,057.36	823,057.36	68.00%
MORH GOG	CONSULTANCY SERVICES FOR REVIEW AND UPDATE OF THE DUR FIX ASSETS REGISTER		55,381.50	55,381.50	100.00%
MORH GOG	CONSTRUCTION OF BOX CULVERTS AT SELECTED LOCATIONS IN ACHIMOTA		53,749.88	53,749.88	100.00%
MORH GOG	UPGRADING OF TRABUOM-NWINISO NO.1 ? MOSEASO ? MANSO ATWERE ROAD (KM 0.0 - 16.0)		6,456,990.71	6,456,990.71	11.40%
MORH GOG	REHABILITATION OF WIAWSO-MOSEASO-MANSO ROAD		6,690,579.66	6,690,579.66	17.30%

MDA	PRIORITY AREA/PROJECT DESCRIPTION	GOODS & SERVICES (in GH¢)	CAPEX (in GH¢)	TOTAL (in GH¢)	STATUS OF IMPLEMENTATION (%)
MORH GOG	CONSTRUCTION OF BOX CULVERTS AT SELECTED LOCATIONS IN ACHIMOTA		152,026.21	152,026.21	100.00%
MORH GOG	RECONSTRUCTION OF KWABENG-ABOMOSU-ASUOM ROAD (41.4KM)		10,000,000.00	10,000,000.00	61.90%
MORH GOG	PARTIAL RECONSTRUCTION OF BAWDIE-ASANKRAGWA ROAD (KM 0-50) AND MANSO AMENFI TOWN ROADS (1.47KM)-WR		8,999,760.41	8,999,760.41	7.20%
MORH GOG	UPGRADING OF KWADASO-TRABUOM ROAD (30KM)		1,000,239.59	1,000,239.59	14.50%
MORH GOG	UPGRADING OF ADWOFUA-OSEIKOJOKROM ROAD (KM 16-41)		3,762,491.27	3,762,491.27	8.11%
MORH GOG	REHABILITATION OF OBOGU-OFOASE GYADEM - BODWESANGO-ADANSI ASOKWA ROAD (KM 7.0-64.3)		2,595,501.42	2,595,501.42	75.30%
MORH GOG	RECONSTRUCTION OF AKIM ODA-ACHIASE-AMANFOPONG AND REHABILITATION OF AKIM AWISA AND AKIM ODA TOWN ROADS (43.5KM)		10,000,000.00	10,000,000.00	16.50%
MORH GOG	UPGRADING OF DABOYA-MANKARIGU ROAD (KM 10.0 - 30.0)		4,938,882.38	4,938,882.38	15.00%
MORH GOG	REHABILITATION WORKS ALONG KOKROBITE LINK ROAD (0.73KM)		479,997.77	479,997.77	95.00%
MORH GOG	REHABILITATION WORKS ALONG KOKROBITE LINK ROAD (0.73KM)		58,184.37	58,184.37	100.00%
MORH GOG	PARTIAL RECONSTRUCTION OF KALISCO 2ND RING ROAD LINK ROAD, TAMALE (0.80KM)		1,380,146.64	1,380,146.64	100.00%
MORH GOG	CONSTRUCTION OF BINJAI-FUFULSO ROAD (KM0.00-35.00 AND KM 64.10 - 100.00) - (71.0KM)		10,000,000.00	10,000,000.00	18.00%
MORH GOG	UPGRADING OF GUSHIEGU - NALERIGU ROAD (KM 0.00 - 52.00) -NR		10,000,000.00	10,000,000.00	14.70%
MORH GOG	DECONGESTION OF EJISU SECTION OF THE N6 KNUST AND BOADI ROUNDABOUT		5,000,000.00	5,000,000.00	Advance mobilisation
MORH GOG	REHABILITATION OF MANKESSIM - AYELDU - AYELDU ROAD (KM 0-23)		4,273,487.36	4,273,487.36	80.00%

MDA	PRIORITY AREA/PROJECT DESCRIPTION	GOODS & SERVICES (in GH¢)	CAPEX (in GH¢)	TOTAL (in GH¢)	STATUS OF IMPLEMENTATION (%)
MORH GOG	REHABILITATION (ASPHALTIC CONCRETE) OF MANKRASO JUNCTION TO TEPA ROAD (45KM)-ASR		9,202,573.77	9,202,573.77	12.30%
MORH GOG	REHABILITATION OF ASAMANKESE-AKROSO ROAD (15.3KM) AND AKROSO TOWN ROADS (5.3KM) TOTAL LENGTH 20.60KM		9,008,044.35	9,008,044.35	25.60%
MORH GOG	REHABILITATION (ASPHALTIC CONCRETE) OF KUMASI-SUNYANI ROAD (N6) (MANKRASO JN - BECHEM JN (KM22+00-62+000) -40KM		10,000,000.00	10,000,000.00	10.50%
MORH GOG	PARTIAL RECONSTRUCTION OF PRESBY JUNCTION TO ROWI ROAD-ADENTAN		495,442.95	495,442.95	100.00%
MORH GOG	REHABILITATION OF OBUASI JUNCTION DUNKWA ROAD		1,095,579.15	1,095,579.15	98.00%
MORH GOG	UPGRADING OF BEREKUM SEIKWA-NSAKAW ROAD (KM 0-34.675)		5,000,000.00	5,000,000.00	88.00%
MORH GOG	THE PROJECT FOR IMPROVEMENT OF GHANAIAN INTERNATIONAL CORRIDORS (GRADE SEPARATION OF INTERSECTION IN TEMA) RELOCATION OF ECG FACILITIES ALONG THE PROPOSED TEMA ROUNDABOUT INTERCHANGE		645,516.12	645,516.12	100.00%
MORH GOG	UPGRADING OF ATEBUBU-KWAME DANSO-KWADWOKROM ROAD (KM0.0-35.0) - BOE		10,000,000.00	10,000,000.00	10.06%
MORH GOG	UPGRADING OF NOBEKAW SANKORE ROAD (KM 0+000-11+500)		6,225,495.58	6,225,495.58	40.40%
MORH GOG	UPGRADING OF SALAGA-BIMBILLA ROAD (KM 2-73)(71KM)		10,000,000.00	10,000,000.00	24.00%
MORH GOG	UPGRADING OF WECHAU - GA ROAD (KM2.3 -22.5)		7,775,789.72	7,775,789.72	5.00%
MORH GOG	RESEALING OF TAMALE-SALAGA ROAD (KM 0-25.40)		2,505,909.86	2,505,909.86	Advance mobilisation
MORH GOG	UPGRADING OF GUSHIEGU - NALERIGU ROAD (KM 0.00 - 52.00) -NR		13,361,583.76	13,361,583.76	30.00%
MORH GOG	UPGRADING OF NAVRONGO - NAGA ROAD (KM 2.7 - 42.2)		5,000,000.00	5,000,000.00	5.00%
MORH GOG	UPGRADING OF BOLGATANGA - NARA ROAD (KM 1.2 - 31.1)		5,000,000.00	5,000,000.00	5.00%

MDA	PRIORITY AREA/PROJECT DESCRIPTION	GOODS & SERVICES (in GH¢)	CAPEX (in GH¢)	TOTAL (in GH¢)	STATUS OF IMPLEMENTATION (%)
MORH GOG	UPGRADING OF KUMBUNGU - TOLON ROAD (KM 0.00 19.80)		3,539,716.93	3,539,716.93	25.00%
MORH GOG	EMERGENCY ASPHALTIC OVERLAY ON SELECTED ARTERIAL AND COLLECTOR ROADS IN ACCRA METROPOLIS PHASE 3 (40.00KM)		13,690,540.24	13,690,540.24	90.00%
MORH GOG	REHABILITATION OF DORMAA TOWN ROADS (5.00KM)		2,216,581.29	2,216,581.29	35.00%
MORH GOG	REHABILITATION OF PIPE TANK AREA ROADS IN SWEDRU PHASE 1 (1.40KM)		120,087.32	120,087.32	48.00%
MORH GOG	CONSTRUCTION OF THREE LANE DUAL CARRIAGEWAY FROM ACHIMOTA - OFANKOR WITH 3NO. INTERCHANGES & SERVICE LANES		5,000,000.00	5,000,000.00	100.00%
MORH GOG	REHAB. OF YANGU-KYIDOMYILI-DAYUDIGLI & KPANASHIE-BOGU F/RDS		759,597.39	759,597.39	100.00%
MORH GOG	UPGRADING OF TAMALE-TOLON-DABOYA ROAD (KM 12.00 - 22.0)		8,402,884.25	8,402,884.25	98.00%
MORH GOG	BIT. SURF. OF MANKPANG-KPASARA-DEBRE PH.4 F/RDS		17,903,023.86	17,903,023.86	55.00%
MORH GOG	BIT. SURF. OF MANKPANG-KPASARA-DEBRE PH.4 F/RDS		8,327,197.04	8,327,197.04	55.00%
MORH GOG	CONSTRUCTION OF WA-WALEWALE ROAD		16,845,455.44	16,845,455.44	55.51%
MORH GOG	REHABILITATION OF SELECTED ROADS IN ACCRA (25.00KM)		12,102,821.14	12,102,821.14	40.00%
MORH GOG	CONSULTANCY SERVICES RENDERED ON THE CONSTRUCTION OF SUNYANI ROAD		536,575.62	536,575.62	100.00%
MORH GOG	REHABILITATION OF AGONA JUNCTION ELUBO PROJECT		5,000,000.00	5,000,000.00	
MORH GOG	PARTIAL RECONSTRUCTION OF BOLGATANGA- BAWKU ROAD (12.50KM)		8,590,740.61	8,590,740.61	93.00%
MORH GOG	CONSTRUCTION OF NAVRONGO- CHUCHULIGA-TUMU ROAD (32.6KM)		3,114,629.75	3,114,629.75	42.75%
MORH GOG	ASPHALTIC OVERLAY OF SELECTED ROADS IN OKAIKOI NORTH MUNICIPALITY		9,225,999.99	9,225,999.99	45.00%
MORH GOG	ASPHALTIC OVERLAY OF SELECTED ROADS IN OKAIKOI NORTH		1,005,025.00	1,005,025.00	59.00%



MDA	PRIORITY AREA/PROJECT DESCRIPTION	GOODS & SERVICES (in GH¢)	CAPEX (in GH¢)	TOTAL (in GH¢)	STATUS OF IMPLEMENTATION (%)
MORH GOG	BITUMEN SURFACING OF BAMVIM JN- JUNSHEGU-DALOGYILI F/RDS		2,958,493.61	2,958,493.61	98.00%
MORH GOG	EMERGENCY REHABILITATION OF SELECTED ROADS IN BEREKUM		111,594.64	111,594.64	100.00%
MORH GOG	SURFACING OF AFUAMAN-NSAKINA-BOKOBORKOR F/RDS		844,678.77	844,678.77	100.00%
MORH GOG	REHABILITATION (ASPHALTIC CONCRETE) OF TEPA-MAABAN ROAD (15KM) AND MAABAN TOWN ROADS (4KM)		2,263,101.25	2,263,101.25	15.90%
MORH GOG	PARTIAL RECONSTRUCTION. OF AYIKUMA - DORYUMU ROAD (KM 0-10.8)		1,318,475.19	1,318,475.19	70.00%
MORH GOG	THE PROJECT FOR IMPROVEMENT OF GHANAIAN INTERNATIONAL CORRIDORS (GRADE SEPARATION OF INTERSECTION IN TEMA) RELOCATION OF 525MM & 225 PIPELINES AT TEMA MOTORWAY ROUNDABOUT		6,216,444.00	6,216,444.00	100.00%
MORH GOG	UPGRADING OF NAVRONGO - NAGA ROAD (KM 2.7 - 42.2)		4,907,837.22	4,907,837.22	Advance mobilisation
MORH GOG	RECONSTRUCTION OF AKIM ODA-ACHIASE-AMANFOPONG AND REHABILITATION OF AKIM AWISA AND AKIM ODA TOWN ROADS (43.5KM)		8,674,931.77	8,674,931.77	16.50%
MORH GOG	UPGRADING OF MAMPONG KOPIASE ROAD		20,000,000.00	20,000,000.00	53.20%
MORH GOG	UPGRADING OF SURESO-ABOI JUNCTION ROAD (KM 0.0 -15.60)		5,000,000.00	5,000,000.00	4.00%
MORH GOG	UPGRADING OF MENJI-BUI ROAD (KM 0+000-30+000)		9,000,000.00	9,000,000.00	25.00%
MORH GOG	UPGRADING OF BOLGATANGA - NARA ROAD (KM 1.2 - 31.1)		2,200,268.84	2,200,268.84	7.00%
MORH GOG	THE PROJECT FOR IMPROVEMENT OF GHANAIAN INTERNATIONAL CORRIDORS (GRADE SEPARATION OF INTERSECTION IN TEMA) PROVISION OF 3NO. XX TOWERS TOGETHER WITH TRANSMISSION LINE FITTINGS		489,339.98	489,339.98	100.00%
MORH GOG	UPGRADING OF NSUTA-BEPOSO ROAD		6,052,964.73	6,052,964.73	75.00%
MORH GOG	UPGRADING OF WA - BULENGA - YAALA ROAD ( KM 6.0 - 37.0) UW		5,000,000.00	5,000,000.00	12.00%



MDA	PRIORITY AREA/PROJECT DESCRIPTION	GOODS & SERVICES (in GH¢)	CAPEX (in GH¢)	TOTAL (in GH¢)	STATUS OF IMPLEMENTATION (%)
MORH GOG	EMERGENCY ASPHALTIC OVERLAY OF SELECTED ARTERIAL AND COLLECTOR ROADS IN ACCRA METROPOLIS PHASE 3		8,780,381.27	8,780,381.27	80.00%
MORH GOG	ASPHALTIC OVERLAY ON OFANKOR-ASOFAN-SANTA MARIA (14KM)		416,768.36	416,768.36	100.00%
MORH GOG	RECONSTRUCTION OF OSLEM-BEGORO ROAD (24.80KM)		5,000,000.00	5,000,000.00	Advance mobilisation
MORH GOG	CONSULTANCY SERVICES RENDERED ON THE RECONSTRUCTION OF SUNYANI ROAD IN KUMASI		1,187,297.07	1,187,297.07	100.00%
MORH GOG	ASPHALTIC OVERLAY ON OFANKOR-ASOFAN-SANTA MARIA (14KM)		54,299.60	54,299.60	100.00%
MORH GOG	CONSTRUCTION OF STEEL BRIDGE OVER RIVER SUMRE AND SULE ON HIAMATUO JUNCTION - LABIKROM& OTHERS F/RDS		1,912,448.17	1,912,448.17	100.00%
MORH GOG	CONSTRUCTION OF STEEL BRIDGE OVER RIVER HURINE ON NKWANTANUM-ASAMAN F/RDS		127,470.38	127,470.38	Terminated
MORH GOG	PARTIAL RECONSTRUCTION OF WESTERN LINK ROAD AND 3RD ROAD DANSOMAN(5.00KM)		9,802,521.53	9,802,521.53	80.00%
MORH GOG	CONSULTANCY SERVICES FOR RECONSTRUCTION OF SUNYANI ROAD IN KUMASI (INTEREST ON DELAYED PAYMENT)		1,992,752.74	1,992,752.74	100.00%
MORH GOG	REHABILITATION OF KOMENDA TOWN ROADS(5.07KM)		1,617,885.32	1,617,885.32	27.00%
MORH GOG	UPGRADING OF JUABESO-AKONTOMBRA ROAD		7,138,979.18	7,138,979.18	94.00%
MORH GOG	REHABILITATION OF SELECTED ROADS IN TAMALE SOUTH, PHASE 2(7.50KM)		3,559,753.39	3,559,753.39	52.00%
MORH GOG	UPGRADING OF WAHABU FUNSI YAALA ROAD (KM 18.0 - 39.50)		5,000,000.00	5,000,000.00	5.00%
MORH GOG	UPGRADING OF NALERIGU-GBINTRI ROAD		10,000,000.00	10,000,000.00	25.00%
MORH GOG	ASPHALTIC OVERLAY OF SELECTED ROADS IN KUMASI (50.00KM)		4,357,490.02	4,357,490.02	30.13%
MORH GOG	BITUMEN SURF. OF TANOSO-BOMAA-TEPA F/RDS		1,348,564.79	1,348,564.79	100.00%
MORH GOG	BITUMEN SURFACING OF BAMVIM JN- JUNSHEGU-DALOGYILI F/RDS		1,946,301.20	1,946,301.20	

MDA	PRIORITY AREA/PROJECT DESCRIPTION	GOODS & SERVICES (in GH¢)	CAPEX (in GH¢)	TOTAL (in GH¢)	STATUS OF IMPLEMENTATION (%)
MORH GOG	CIVIL WORKS SUPERVISION SERV. OF SELECTED GH-ACROW & SPAN BRIDGES IN UER F/RDS		332,356.69	332,356.69	100.00%
MORH GOG	BITUMEN SURFACING OF ASANKRAGUA-MOSEASO & OTHER F/RDS		1,542,284.50	1,542,284.50	77.00%
MORH GOG	UPGRADING OF OPON VALLEY JUNCTION-OPON VALLEY-AGYEMPOMA ROAD (KM 10-30)		5,839,559.99	5,839,559.99	2.00%
MORH GOG	BITUMEN SURFACING OF SHAMA TOWN ROADS F/RDS		4,114,950.52	4,114,950.52	100.00%
MORH GOG	BITUMEN SURFACING OF SHAMA TOWN ROADS F/RDS		546,912.33	546,912.33	100.00%
MORH GOG	UPGRADING OF SELECTED ROADS IN ESSIKADO-KETAN SUB-METROPOLITAN AREA		3,288,554.04	3,288,554.04	57.63%
MORH GOG	REHABILITATION OF MANKESSIM-AYELDU-ABURA DUNKWA ROAD (KM0-23)		9,101,572.14	9,101,572.14	85.15%
MORH GOG	RECONSTRUCTION OF KWABENG-ABOMOSU-ASUOM ROAD (41.4KM)		10,000,000.00	10,000,000.00	Advance mobilisation
MORH GOG	RECONSTRUCTION OF KWABENG - AKROPONG ROAD KM 2.75		1,057,201.05	1,057,201.05	89.20%
MORH GOG	ASPHALTIC OVERLAY ON DORMAA AHENKRO TOWN ROADS 16.0KM ADDEN 1 TO REHABILITATION (ASPHALTIC CONCRETE) OF KUMASI-SUNYANI ROAD (N6) (MANKRASO JN - BECHEM JN (KM22+00-62+000))		10,000,000.00	10,000,000.00	Advance mobilisation
MORH GOG	CIVIL WORKS SUPERVISION SERVICES OF SELECTED GH-ACROW & GH-SPANISH BRIDGES IN THE NR F/RDS		326,702.35	326,702.35	100.00%
MORH GOG	SECTIONAL RESURFACING. AND RESEALING OF ASESEESO-AGORMEDA F/RDS F/RDS		4,263,081.42	4,263,081.42	48.00%
MORH GOG	UPGRADING OF BEKWAI TOWN ROADS (5.20KM)		2,674,318.24	2,674,318.24	63.44%
MORH GOG	UPGRADING OF BEREKUM SEIKWA-NSAKAW ROAD (KM 0-34.675)		5,182,587.06	5,182,587.06	94.80%
MORH GOG	UPGRADING OF PRAMPAM - ANYAMAN (LATSINYO - ANYAMAN) ROAD		5,000,000.00	5,000,000.00	Advance mobilisation

MDA	PRIORITY AREA/PROJECT DESCRIPTION	GOODS & SERVICES (in GH¢)	CAPEX (in GH¢)	TOTAL (in GH¢)	STATUS OF IMPLEMENTATION (%)
MORH GOG	COMPENSATION IN RESPECT OF THE CONTRIBUTION OF POKUASE INTERCHANGE AND LOCAL ROADS		5,096,676.00	5,096,676.00	Final payment of compensation
MORH GOG	UPGRADING OF AKRODIE-SAYERESO ROAD (KM 0.0-20.0)		177,188.07	177,188.07	50.00%
MORH GOG	UPGRADING OF MAMPONG KOPIASE ROAD		6,000,000.00	6,000,000.00	Advance mobilisation
MORH GOG	UPGRADING OF OPON VALLEY JUNCTION-OPON VALLEY-AGYEMPOMA ROAD (KM 10-30)		1,152,938.54	1,152,938.54	Advance mobilisation
MORH GOG	UPGRADING OF SALAGA-BIMBILLA ROAD (KM 2-73)(71KM)		1,049,715.35	1,049,715.35	
MORH GOG	BIT. SURF. OF KPASARA-MPAHA & OTHER F/RDS		1,639,700.41	1,639,700.41	95.00%
MORH GOG	CONSTRUCTION OF STEEL BRIDGE OVER RIVER LOGGU-WAWA-KALAHE F/RDS		59,773.09	59,773.09	100.00%
MORH GOG	EMERGENCY ASPHALTIC OVERLAY ON SELECTED ARTERIAL AND COLLECTOR ROADS IN ACCRA METROPOLIS PHASE 3(40.00KM)		5,896,332.66	5,896,332.66	68.92%
MORH GOG	ASPHALTIC OVERLAY ON APEDWA-KYEBI-BUNSO ROAD(APEDWA JUNCTION-KYEBI AKWADUM)(0+000-10+500)		8,308,854.00	8,308,854.00	80.00%
MORH GOG	RECONSTRUCTION OF KWABENG-ABOMOSU-ASUOM ROAD (41.4KM)		10,000,000.00	10,000,000.00	25.00%
MORH GOG	UPGRADING OF AKRODIE-SAYERESO ROAD (KM 0.0-20.0)		5,000,000.00	5,000,000.00	Advance mobilisation
MORH GOG	REHABILITATION OF ANYINASU - SEKYEREDUMASE ROAD (KM 0-10.20)		3,563,377.68	3,563,377.68	100.00%
MORH GOG	UPGRADING OF NALERIGU GBINTRI ROAD (KM 6.0-46.0)		10,000,000.00	10,000,000.00	43.00%
MORH GOG	UPGRADING OF GUSHIEGU - NALERIGU ROAD (KM 0.00 - 52.00) -NR		10,000,000.00	10,000,000.00	30.00%
MORH GOG	REHABILITATION OF MANKESSIM - AYELDU - AYELDU ROAD (KM 0-23)		6,235,520.30	6,235,520.30	77.89%
MORH GOG	CONSTRUCTION OF BINJAI-FUFULSO ROAD (KM0.00-35.00 AND KM 64.10 - 100.00) - (71.0KM)		3,734,704.06	3,734,704.06	25.10%

MDA	PRIORITY AREA/PROJECT DESCRIPTION	GOODS & SERVICES (in GH¢)	CAPEX (in GH¢)	TOTAL (in GH¢)	STATUS OF IMPLEMENTATION (%)
MORH GOG	ASPHALTIC OVERLAY ON SELECTED ROADS IN ABLEKUMA WEST MUNICIPALITY, PHASE 1 (13.00KM)		12,936,910.67	12,936,910.67	91.69%
MORH GOG	ASPHALTIC OVERLAY ON SELECTED ROADS IN ABLEKUMA WEST MUNICIPALITY, PHASE 1 (13.00KM)		12,375,259.36	12,375,259.36	91.69%
MORH GOG	REHABILITATION OF ATEBUBU TOWN ROADS (3.00KM)		1,302,291.95	1,302,291.95	50.47%
MORH GOG	UPGRADING OF SELECTED ROADS IN ATEBUBU TOWN(3.00KM)		1,716,827.16	1,716,827.16	50.47%
MORH GOG	ABOAGYEKROM-BREKULINE F/RDS		6,848.86	6,848.86	100.00%
MORH GOG	SEPASE-HIAWA-BESEASE-NTESERE F/RDS		9,914,447.90	9,914,447.90	100.00%
MORH GOG	BITUMEN SURFACING OF NSAKINA & OTHER F/RDS		10,347,175.00	10,347,175.00	100.00%
MORH GOG	UPGRADING OF NEW LONGORO - ZAMBRAMA RD (KM 0-15)		6,854,185.09	6,854,185.09	95.00%
MORH GOG	UPGRADING OF FIAN-ISSAH-WAHABU ROAD (KM 0-9; 19.0-62.0) AND ISSA TOWN ROADS (4KM)(56KM)		9,810,259.38	9,810,259.38	8.00%
MORH GOG	UPGRADING OF SANDEMA-WIEGA-WIESI ROAD (1.0-11.0KM)		5,914,139.12	5,914,139.12	60.00%
MORH GOG	RECONSTRUCTION OF KWABENG - AKROPONG ROAD KM 2.75		5,177,266.22	5,177,266.22	Advance mobilisation
MORH GOG	UPGRADING OF MAMPONG - KOFIASE ROAD (KM 0.00-14.00)		6,128,735.05	6,128,735.05	40.00%
MORH GOG	UPGRADING OF MAMPONG - KOFIASE ROAD (KM 0.00-14.00)		4,000,000.00	4,000,000.00	40.00%
MORH GOG	REHABILITATION (ASPHALTIC CONCRETE) OF KUMASI-SUNYANI ROAD (N6) (MANKRASO JN - BECHEM JN (KM22+00-62+000) - 40KM		3,798,555.89	3,798,555.89	30.00%
MORH GOG	UPGRADING OF SURESO-ABOI JUNCTION ROAD (KM 0.0 -15.60)		4,708,438.87	4,708,438.87	Advance mobilisation
MORH GOG	UPGRADING OF MENJI-BUI ROAD (KM 0+000-30+000)		775,147.61	775,147.61	82.00%
MORH GOG	UPGRADING OF WA - BULENGA - YAALA ROAD ( KM 6.0 - 37.0) UW		6,927,788.95	6,927,788.95	Advance mobilisation
MORH GOG	UPGRADING OF SALAGA-BIMBILLA ROAD (KM 2-73)(71KM)		10,000,000.00	10,000,000.00	Advance mobilisation
MORH GOG	UPGRADING OF KUKUOM TOWN ROADS		6,424,827.36	6,424,827.36	100.00%

MDA	PRIORITY AREA/PROJECT DESCRIPTION	GOODS & SERVICES (in GH¢)	CAPEX (in GH¢)	TOTAL (in GH¢)	STATUS OF IMPLEMENTATION (%)
MORH GOG	UPGRADING OF ATEBUBU-KWAME DANSO-KWADWOKROM ROAD (KM0.0-35.0)		3,421,673.99	3,421,673.99	10.79%
MORH GOG	REHABILITATION OF BISCO ROAD AND LINKS (4.50KM) AND REHABILITATION OF NYOHINI AREA ROADS (2.00KM) - (6.50KM)		892,814.95	892,814.95	100.00%
MORH GOG	MINOR REHABILITATION OF ASAAGO-AMPAYOO ROAD, KUMASI PH. 1		244,874.43	244,874.43	100.00%
MORH GOG	BIT. SURFACING OF DOMEFASE JUNCTION. & OTHER F/RDS		1,736,776.77	1,736,776.77	2.00%
MORH GOG	UPGRADING OF BOGOSU - INSU SIDING-HUNI VALLEY ROAD (KM - 26) - WR		10,000,000.00	10,000,000.00	9.10%
MORH GOG	DECONGESTION OF EJISU SECTION OF THE N6; KNUST AND BOADI ROUNDABOUT		2,022,864.22	2,022,864.22	86.82%
MORH GOG	UPGRADING OF AJUMAKO-TECHIMAN-ESHIEMAN-GOMOA-OGUA ROAD (22.60KM)		2,271,710.81	2,271,710.81	40.00%
MORH GOG	REHABILITATION OF OBOGU-OFOASE-GYADEM-BODWESANGO-ADANSI ASOKWA ROAD (KM 7.0 -64.3)		3,145,814.91	3,145,814.91	85.00%
MORH GOG	RECONSTRUCTION OF OSLEM-BEGORO ROAD (24.80KM)		7,723,912.53	7,723,912.53	99.00%
MORH GOG	UPGRADING OF PRAMPAM - ANYAMAN ( LATSINYO - ANYAMAN ROAD -10KM		3,285,054.93	3,285,054.93	87.00%
MORH GOG	AHENKRO TOWN ROADS 16.0KM ADDEN 1 TO REHABILITATION (ASPHALTIC CONCRETE) OF KUMASI-SUNYANI ROAD (N6) (MANKRASO JN - BECHEM JN (KM22+00-62+000) - ASR		11,600,564.54	11,600,564.54	60.00%
MORH GOG	UPGRADING OF WAHABU FUNSI YAALA ROAD (KM 18.0 - 39.50)		5,000,000.00	5,000,000.00	Advance mobilisation
MORH GOG	UPGRADING OF TAMALE - SALAGA ROAD (KM 51.0 - 113.4) 62.4 KM		6,770,731.46	6,770,731.46	80.00%
MORH GOG	RECONSTRUCTION OF OSLEM-BEGORO ROAD (24.80KM)		2,276,087.47	2,276,087.47	99.00%
MORH GOG	CONSTRUCTION OF STEEL BRIDGE OVER RIVER BIUN ON GUMBO F/RDS		568,696.82	568,696.82	100.00%
MORH GOG	UPGRADING OF GBUNG-LIBI F/RDS		793,249.39	793,249.39	100.00%

MDA	PRIORITY AREA/PROJECT DESCRIPTION	GOODS & SERVICES (in GH¢)	CAPEX (in GH¢)	TOTAL (in GH¢)	STATUS OF IMPLEMENTATION (%)
MORH GOG	REHABILITATION WORKS ON NII OKAI ROAD-DOME PILLAR 2 PHASE 2 (1.00KM)		614,845.58	614,845.58	100.00%
MORH GOG	PARTIAL RECONSTRUCTION OF NAVRONGO - CHUCHULIGA-TUMU ROAD (KM2.6 -36.9), 34.5KM		4,100,000.00	4,100,000.00	50.00%
MORH GOG	BIT. SURFACING OF AGBOZUME-KPOGLU F/RDS		10,000,000.00	10,000,000.00	40.00%
MORH GOG	CONST. OF STEEL BRIDGE NO. CR/B/01 ON SUPRUDO-AMMISSANO F/RDS		5,207,679.63	5,207,679.63	85.00%
MORH GOG	SPOT IMPROVEMENT OF BUGRI CORNER JUNCTION AND OTHER F/RDS		1,015,789.91	1,015,789.91	29.00%
MORH GOG	CIVIL WORKS SUPERVISION SERVICES OF SELECTED GH-SPANISH BRIDGES IN ER F/RDS		402,831.80	402,831.80	100.00%
MORH GOG	CONSTRUCTION OF STEEL BRIDGE OVER RIVER SUMRE ON HAMATUO F/RDS		189,451.74	189,451.74	100.00%
MORH GOG	REHAB. OF YANGU-KYIDOMYILI & OTHER F/RDS		63,719.26	63,719.26	100.00%
MORH GOG	REHABILITATION OF COMMANDOS AREA ROADS-ADENTAN (2.00KM)		1,259,750.15	1,259,750.15	90.00%
MORH GOG	BIT. SURFACING OF AHODWO JN. ADDWO TOWN ROADS F/RDS		7,990,859.65	7,990,859.65	70.00%
	<b>RAIL INFRASTRUCTURE</b>	-	<b>73,974,281.22</b>	<b>73,974,281.22</b>	
	<b>MINISTRY OF RAILWAYS DEVELOPMENT</b>	-	<b>73,974,281.22</b>	<b>73,974,281.22</b>	
MRD GOG	REHABILITATION OF ACCRA RAILWAY STATION PLATFORM		1,829,276.83	1,829,276.83	78.00%
MRD GOG	ACCRA - NSAWAM SUB-URBAN RAILWAY LINE (NARROW GAUGE SINGLE TRACK)		3,681,876.64	3,681,876.64	100.00%
MRD GOG	SUPPLY OF RAILWAY SLEEPERS		1,067,486.58	1,067,486.58	100.00%
MRD GOG	FEASIBILITY STUDIES FOR THE REDEVELOPMENT OF THE CENTRAL RAILWAY LINE FROM KOTOKU TO HUNI VALLEY		399,070.55	399,070.55	On-going: Deliverables submitted include Inception Report, Data Analysis Report and Survey Report. Outstanding deliverables are draft Final Feasibility Report and Final Feasibility Report.

MDA	PRIORITY AREA/PROJECT DESCRIPTION	GOODS & SERVICES (in GH¢)	CAPEX (in GH¢)	TOTAL (in GH¢)	STATUS OF IMPLEMENTATION (%)
MRD GOG	TRANSACTION ADVISORY SERVICES FOR THE DEVELOPMENT OF A METRO/LIGHT RAIL TRANSIT SYSTEM IN KUMASI		2,140,492.40	2,140,492.40	On-going: Phase 1 which involves Feasibility Studies have been completed and Final Report submitted. Phase 2 which involves the procurement process to commence from 2021.
MRD GOG	CONSULTANCY SERVICES FOR FEASIBILITY STUDIES FOR THE EXPANSION OF RAILWAY LINE FROM KUMASI TO PAGA (CENTRAL SPINE)		1,281,149.25	1,281,149.25	On-going: Deliverables submitted include Inception Report, Data Analysis Report, Survey Report and draft Final Feasibility Report. Outstanding deliverable is Final Feasibility Report which will be submitted in 2021 after stakeholder consultations.
MRD GOG	CONSULTANCY SERVICES FOR FEASIBILITY STUDIES FOR THE EXPANSION OF RAILWAY LINE FROM KUMASI TO PAGA (CENTRAL SPINE)		1,281,149.25	1,281,149.25	On-going: Deliverables submitted include Inception Report, Data Analysis Report, Survey Report and draft Final Feasibility Report. Outstanding deliverable is Final Feasibility Report which will be submitted in 2021 after stakeholder consultations.
MRD GOG	TRANSACTION ADVISORY SERVICES FOR THE DEVELOPMENT OF THE GHANA BURKINA- FASO RAILWAY INTERCONNECTIVITY		7,775,876.23	7,775,876.23	On-going: Phase 1 which involves Feasibility Studies have been completed and Final Report submitted. Phase 2 which involves the procurement process also on-going and currently at the Request for Proposal stage.
MRD GOG	REDESIGN OF ACCRA RAILWAY STATION		525,461.75	525,461.75	100.00%
MRD GOG	FEASIBILITY STUDY FOR THE DEVELOPMENT OF THE TRANS-ECOWAS RAILWAY LINE FROM AFLAO TO ELUBO.		1,483,109.90	1,483,109.90	On-going: Deliverables submitted include Inception Report, Data Analysis Report, Survey Report and draft Final Feasibility Report. Outstanding deliverable is Final Feasibility Report which will be submitted in 2021 after stakeholder consultations.
MRD GOG	CONSULTANCY SERVICES RENDERED TO THE MINISTRY FOR THE YEAR 2019		155,675.64	155,675.64	On-going



MDA	PRIORITY AREA/PROJECT DESCRIPTION	GOODS & SERVICES (in GH¢)	CAPEX (in GH¢)	TOTAL (in GH¢)	STATUS OF IMPLEMENTATION (%)
MRD GOG	CONSULTANCY SERVICES RENDERED TO THE MINISTRY FOR THE YEAR 2019		108,108.10	108,108.10	On-going
MRD GOG	CONSULTANCY SERVICES RENDERED TO THE MINISTRY FOR THE YEAR 2019		103,800.00	103,800.00	On-going
MRD GOG	CONSULTANCY SERVICES RENDERED TO THE MINISTRY FOR THE YEAR 2019		103,800.00	103,800.00	On-going
MRD GOG	MODERNIZATION OF LOCATION WORKSHOPS COMPLEX		5,726,014.85	5,726,014.85	100.00%
MRD GOG	CONSULTANCY SERVICES RENDERED IN THE YEAR 2019		60,550.00	60,550.00	On-going
MRD GOG	CONSULTANCY SERVICES RENDERED IN 2019		86,500.00	86,500.00	On-going
MRD GOG	MODERNIZATION OF LOCATION WORKSHOPS COMPLEX -DRAINAGE SYSTEMS		2,822,837.75	2,822,837.75	100.00%
MRD GOG	CONSTRUCTION OF WESTERN RAILWAY LINE FROM ESHIEM TO MANSO.		12,844,641.69	12,844,641.69	Kojokrom-Eshiem (5km) and Eshiem-Manso (17km) projects was merged in September, 2020. Cumulative progress for 22km is 42%.
MRD GOG	WESTERN RAILWAY LINE DEVELOPMENT FROM ESHIEM TO MANSO		7,712,123.14	7,712,123.14	Kojokrom-Eshiem (5km) and Eshiem-Manso (17km) projects was merged in September, 2020. Cumulative progress for 22km is 42%.
MRD GOG	DRAINAGE SYSTEMS LOCATION WORKSHOPS COMPLEX AND TRAINING INSTITUTE. SEKONDI-TAKORADI		3,646,201.05	3,646,201.05	100.00%
MRD GOG	CONSULTANCY SERVICES FOR THE FRONT END ENGINEERING DESIGN .FINAL DESIGN AND CONSTRUCTION SUPERVISION OF THE WESTERN RAILWAY LINE INFRASTRUCTURE INCLUDING PROCUREMENT OF ROLLING STOCK		13,494,944.65	13,494,944.65	On-going
MRD GOG	FEASIBILITY STUDIES FOR THE RE-DEVELOPMENT OF THE CENTRAL RAILWAY LINE FROM KOTOKU TO HUNI		399,070.55	399,070.55	On-going: Deliverables submitted include Inception Report, Data Analysis Report and Survey Report. Outstanding deliverables are draft Final Feasibility Report and Final Feasibility Report.



MDA	PRIORITY AREA/PROJECT DESCRIPTION	GOODS & SERVICES (in GH¢)	CAPEX (in GH¢)	TOTAL (in GH¢)	STATUS OF IMPLEMENTATION (%)
MRD GOG	MODERNIZATION OF LOCATION WORKSHOPS COMPLEX. DRAINAGE SYSTEM LOCATION WORKSHOPS COMPLEX AND TRAINING INSTITUTE		2,034,325.89	2,034,325.89	100.00%
MRD GOG	TRANSACTION ADVISORY SERVICES FOR THE DEVELOPMENT OF A METRO/LIGHT RAIL TRANSIT SYSTEM IN KUMASI AND ITS ENVIRONS		3,210,738.53	3,210,738.53	On-going: Phase 1 which involves Feasibility Studies have been completed and Final Report submitted. Phase 2 which involves the procurement process to commence from 2021.
	<b>OTHER CRITICAL INFRASTRUCTURE</b>	-	696,629,755.31	696,629,755.31	
	<b>MINISTRY OF SPECIAL DEVELOPMENT INITIATIVES</b>	-	378,674,359.45	378,674,359.45	
MSDI GOG	CONSTRUCTION OF 2 NO. SMALL DAMS/DUGOUT AT SAKAA AND KULIYA IN THE CHIANA-PAGA CONSTITUENCY OF THE UPPER EAST REGION		224,364.60	224,364.60	50.00%
MSDI GOG	CONSTRUCTION OF 2 NO. SMALL DAMS/DUGOUT AT NANJURO AND BALAI IN THE KPANDAI CONSTITUENCY OF THE NORTHERN REGION		419,369.40	419,369.40	90.00%
MSDI GOG	CONSTRUCTION OF 2 NO. SMALL DAMS/DUGOUT AT YEMO KARAGA AND ZANKALI IN THE KARAGA CONSTITUENCY OF THE NORTHERN REGION		442,209.06	442,209.06	40.00%
MSDI GOG	CONSTRUCTION OF 2 NO. SMALL DAMS/DUGOUT AT PISHIGU AND GUNAYILLI KUDJODO IN THE KARAGA CONSTITUENCY OF THE NORTHERN REGION		466,507.08	466,507.08	50.00%
MSDI GOG	CONSTRUCTION OF 2 NO. SMALL DAMS/DUGOUT AT TONG AND LANGOGU IN THE KARAGA CONSTITUENCY OF THE NORTHERN REGION		419,942.70	419,942.70	50.00%
MSDI GOG	CONSTRUCTION OF 2 NO. SMALL DAMS/DUGOUT AT NYAGLI AND ASSE IN THE WA WEST CONSTITUENCY OF THE UPPER WEST REGION		469,057.50	469,057.50	90.00%

MDA	PRIORITY AREA/PROJECT DESCRIPTION	GOODS & SERVICES (in GH¢)	CAPEX (in GH¢)	TOTAL (in GH¢)	STATUS OF IMPLEMENTATION (%)
MSDI GOG	CONSTRUCTION OF 2 NO. SMALL DAMS/DUGOUT AT JIMBALE AND YUNYOO IN THE YUNYOO CONSTITUENCY OF THE NORTHERN REGION		437,758.78	437,758.78	90.00%
MSDI GOG	CONSTRUCTION OF 2 NO. SMALL DAMS/DUGOUT AT NINSUM AND KPINKPANYOUNG IN THE TEMPANE CONSTITUENCY OF THE UPPER EAST REGION		403,550.42	403,550.42	90.00%
MSDI GOG	CONSTRUCTION OF 2 NO. SMALL DAMS/DUGOUT AT TOMBU AND ACHUMA IN THE CHEREPONI CONSTITUENCY OF THE NORTHERN REGION		243,747.72	243,747.72	90.00%
MSDI GOG	CONSTRUCTION OF 2 NO. SMALL DAMS/DUGOUT AT YEBILPE AND KADOWLI IN THE WA CENTRAL CONSTITUENCY OF THE UPPER WEST REGION		485,621.10	485,621.10	90.00%
MSDI GOG	CONSTRUCTION OF 2 NO. SMALL DAMS/DUGOUT AT JINFORO AND BAWENA IN THE DABOYA MAKARIGU CONSTITUENCY OF THE NORTHERN REGION		430,188.66	430,188.66	90.00%
MSDI GOG	CONSTRUCTION OF 2 NO. SMALL DAMS/DUGOUT AT POLONBO AND YAZORI IN THE DABOYA MAKARIGU CONSTITUENCY OF THE NORTHERN REGION		400,539.06	400,539.06	90.00%
MSDI GOG	CONSTRUCTION OF 2 NO. SMALL DAMS/DUGOUT AT MANTANA AND SAMBIK IN THE YUNYOO CONSTITUENCY OF THE NORTHERN REGION		223,275.60	223,275.60	90.00%
MSDI GOG	CONSTRUCTION OF 2 NO. SMALL DAMS/DUGOUT AT DABINYANTOA AND GBEDURI IN THE SAVELUGU CONSTITUENCY OF THE NORTHERN REGION		193,989.60	193,989.60	0.00%
MSDI GOG	CONSTRUCTION OF 2 NO. SMALL DAMS/DUGOUT AT ZOOLANYILE AND WORIBOGU IN THE TOLON CONSTITUENCY OF THE NORTHERN REGION		422,960.49	422,960.49	90.00%
MSDI GOG	CONSTRUCTION OF 2 NO. SMALL DAMS/DUGOUT AT NYEKO AND SANDO IN THE NANTON CONSTITUENCY OF THE NORTHERN REGION		299,910.60	299,910.60	90.00%

MDA	PRIORITY AREA/PROJECT DESCRIPTION	GOODS & SERVICES (in GH¢)	CAPEX (in GH¢)	TOTAL (in GH¢)	STATUS OF IMPLEMENTATION (%)
MSDI GOG	CONSTRUCTION OF 2 NO. SMALL DAMS/DUGOUT AT GBANGU AND WUNDUA IN THE NALERIGU CONSTITUENCY OF THE NORTHERN REGION		450,027.90	450,027.90	90.00%
MSDI GOG	CONSTRUCTION OF 2 NO. SMALL DAMS/DUGOUT AT SOR 1 AND SOR 2 IN THE DAMONGO CONSTITUENCY OF THE NORTHERN REGION		391,242.60	391,242.60	90.00%
MSDI GOG	CONSTRUCTION OF 2 NO. SMALL DAMS/DUGOUT AT JANKONTO AND KUDJODO IN THE GBULLUN AND ZUGU CONSTITUENCY OF THE NORTHERN REGION		93,462.12	93,462.12	90.00%
MSDI GOG	CONSTRUCTION OF 2 NO. SMALL DAMS/DUGOUT AT GUMYOKO AND AGUMISI IN THE BINDURI CONSTITUENCY OF THE UPPER EAST REGION		166,252.86	166,252.86	90.00%
MSDI GOG	CONSTRUCTION OF 2 NO. SMALL DAMS/DUGOUT AT DINGA AND ZOSALI IN THE SAVELUGU CONSTITUENCY OF THE NORTHERN REGION		222,336.90	222,336.90	90.00%
MSDI GOG	CONSTRUCTION OF 2 NO. SMALL DAMS/DUGOUT AT ADIBO AND NAKPACHEE IN THE YENDI CONSTITUENCY OF THE NORTHERN REGION		178,404.30	178,404.30	90.00%
MSDI GOG	CONSTRUCTION OF 2 NO. SMALL DAMS/DUGOUT AT BEELI AND SEREKPERE IN THE NADOWLI KALEO CONSTITUENCY OF THE UPPER WEST REGION		221,589.00	221,589.00	90.00%
MSDI GOG	CONSTRUCTION OF 2 NO. SMALL DAMS/DUGOUT AT KUPOTOR AND TACHALE IN THE DABOYA MAKARIGU CONSTITUENCY OF THE NORTHERN REGION		100,842.48	100,842.48	90.00%
MSDI GOG	CONSTRUCTION OF 2 NO. SMALL DAMS/DUGOUT AT GBANKURUGU AND BUNBUNA IN THE YUNYOO CONSTITUENCY OF THE NORTHERN REGION		448,065.40	448,065.40	90.00%
MSDI GOG	CONSTRUCTION OF 2 NO. SMALL DAMS/DUGOUT AT NAYONI AND KARAGA IN THE KARAGA CONSTITUENCY OF THE NORTHERN REGION		245,558.52	245,558.52	90.00%

MDA	PRIORITY AREA/PROJECT DESCRIPTION	GOODS & SERVICES (in GH¢)	CAPEX (in GH¢)	TOTAL (in GH¢)	STATUS OF IMPLEMENTATION (%)
MSDI GOG	CONSTRUCTION OF 2 NO. SMALL DAMS/DUGOUT AT CHAMKPEM AND MANGULI IN THE NANTON CONSTITUENCY OF THE NORTHERN REGION		91,767.85	91,767.85	90.00%
MSDI GOG	CONSTRUCTION OF 2 NO. SMALL DAMS/DUGOUT AT NANTON KPAWUMO AND GBALAH I IN THE TAMALE NORTH CONSTITUENCY OF THE NORTHERN REGION		97,423.92	97,423.92	90.00%
MSDI GOG	CONSTRUCTION OF 2 NO. SMALL DAMS/DUGOUT AT DIANI AND TINGURI IN THE WALEWALE CONSTITUENCY OF THE NORTHERN REGION		285,075.00	285,075.00	70.00%
MSDI GOG	CONSTRUCTION OF 2 NO. SMALL DAMS/DUGOUT AT ZABUGU-ASIKIRI AND MEGOGO IN THE BAWKU CENTRAL CONSTITUENCY OF THE UPPER EAST REGION		225,833.40	225,833.40	90.00%
MSDI GOG	CONSTRUCTION OF 2 NO. SMALL DAMS/DUGOUT AT GWUOLLU AND KANDIA IN THE SISSALA WEST CONSTITUENCY OF THE UPPER WEST REGION		426,835.80	426,835.80	90.00%
MSDI GOG	CONSTRUCTION OF 2 NO. SMALL DAMS/DUGOUT AT TESBEGO AND KOOSE IN THE PUSIGA CONSTITUENCY OF THE UPPER EAST REGION		219,180.49	219,180.49	40.00%
MSDI GOG	CONSTRUCTION OF 2 NO. SMALL DAMS/DUGOUT AT WOVUGU AND GBRIMA IN THE TAMALE NORTH CONSTITUENCY OF THE NORTHERN REGION		174,687.30	174,687.30	40.00%
MSDI GOG	CONSTRUCTION OF 2 NO. SMALL DAMS/DUGOUT AT WANTUGA AND KAA IN THE TOLON CONSTITUENCY OF THE NORTHERN REGION		399,460.05	399,460.05	90.00%
MSDI GOG	CONSTRUCTION OF 2 NO. SMALL DAMS/DUGOUT AT AROMABILA NO. 2 AND JAKPA IN THE CHEREPONI CONSTITUENCY OF THE NORTHERN REGION		383,618.52	383,618.52	90.00%

MDA	PRIORITY AREA/PROJECT DESCRIPTION	GOODS & SERVICES (in GH¢)	CAPEX (in GH¢)	TOTAL (in GH¢)	STATUS OF IMPLEMENTATION (%)
MSDI GOG	CONSTRUCTION OF 2 NO. SMALL DAMS/DUGOUT AT DOKOMPE AND DARESALAM IN THE DABOYA MAKARIGU CONSTITUENCY OF THE NORTHERN REGION		391,969.94	391,969.94	90.00%
MSDI GOG	CONSTRUCTION OF 2 NO. SMALL DAMS/DUGOUT AT KULAA AND FOU IN THE TAMALE NORTH CONSTITUENCY OF THE NORTHERN REGION		185,976.00	185,976.00	90.00%
MSDI GOG	CONSTRUCTION OF 1 NO. RURAL MARKET WITH STORAGE AND MECHANISED BOREHOLES IN THE AKUAPEM SOUTH CONSTITUENCY		581,140.62	581,140.62	100.00%
MSDI GOG	CONSTRUCTION OF 2 NO. SMALL DAMS/DUGOUT AT MANYORO AND NAYANIA IN THE NAVORONGO CONSTITUENCY OF THE UPPER EAST REGION		433,127.61	433,127.61	90.00%
MSDI GOG	CONSTRUCTION OF 1 NO. RURAL MARKET WITH STORAGE AND MECHANISED BOREHOLES IN THE JAMAN SOUTH CONSTITUENCY		589,001.90	589,001.90	100.00%
MSDI GOG	CONSTRUCTION OF 1 NO. CLINIC WITH DOCTORS' RESIDENCE AND ANCILLARY FACILITIES AT AWOMA IN THE BUEM CONSTITUENCY		234,440.15	234,440.15	100.00%
MSDI GOG	CONSTRUCTION OF 1 NO. CLINIC WITH DOCTORS' RESIDENCE AND ANCILLARY FACILITIES AT OKANTA ELECTORAL AREA IN THE SUHUM CONSTITUENCY		416,628.13	416,628.13	100.00%
MSDI GOG	CONSTRUCTION OF 2 NO. SMALL DAMS/DUGOUT AT APODABOGO AND KOPELLA IN THE ZEBILLA CONSTITUENCY OF THE UPPER EAST REGION		447,803.64	447,803.64	90.00%
MSDI GOG	CONSTRUCTION OF 2 NO. SMALL DAMS/DUGOUT AT DUGUSHEGU AND KUPKEHI IN THE SAGNARIGU CONSTITUENCY OF THE NORTHERN REGION		244,201.05	244,201.05	90.00%

MDA	PRIORITY AREA/PROJECT DESCRIPTION	GOODS & SERVICES (in GH¢)	CAPEX (in GH¢)	TOTAL (in GH¢)	STATUS OF IMPLEMENTATION (%)
MSDI GOG	CONSULTANCY SERVICE FEES FOR THE CONSTRUCTION SUPERVISION OF 570 DAMS/DUGOUTS IN THE NORTHERN DEVELOPMENT ZONE UNDER THE 1V1D		1,101,770.38	1,101,770.38	70.00%
MSDI GOG	CONSULTANCY SERVICE FEES FOR THE CONSTRUCTION SUPERVISION OF 570 DAMS/DUGOUTS IN THE NORTHERN DEVELOPMENT ZONE UNDER THE 1V1D		656,824.66	656,824.66	70.00%
MSDI GOG	CONSULTANCY SERVICE FEES FOR THE CONSTRUCTION SUPERVISION OF 570 DAMS/DUGOUTS IN THE NORTHERN DEVELOPMENT ZONE UNDER THE 1V1D		2,839,177.54	2,839,177.54	70.00%
MSDI GOG	CONSTRUCTION OF 1 NO. RURAL MARKET WITH STORAGE AND MECHANISED BOREHOLES IN THE AYENSUANO CONSTITUENCY		609,242.85	609,242.85	100.00%
MSDI GOG	CONSTRUCTION OF 1 NO. RURAL MARKET WITH STORAGE AND MECHANISED BOREHOLES IN THE OKERE CONSTITUENCY		520,385.65	520,385.65	100.00%
MSDI GOG	CONSTRUCTION OF 1 NO. RURAL MARKET WITH STORAGE AND MECHANISED BOREHOLES IN THE AHAFO-ANO SOUTH EAST CONSTITUENCY		411,844.00	411,844.00	100.00%
MSDI GOG	CONSTRUCTION OF 1 NO. CLINICS AND DOCTORS' RESIDENCE AND ANCILLARY FACILITIES AT BODI TOWN IN THE BODI CONSTITUENCY		292,879.21	292,879.21	85.00%
MSDI GOG	CONSTRUCTION OF 1 NO. CLINIC WITH DOCTORS' RESIDENCE AND ANCILLARY FACILITIES IN THE AWUTU SENYA EAST CONSTITUENCY		390,626.80	390,626.80	100.00%
MSDI GOG	CONSULTANCY SERVICE FEES FOR THE SUPERVISION OF CONSTITUENCY SPECIFIC PROJECTS IN THE MIDDLE BELT DEVELOPMENT ZONE CONSTITUENCIES		1,233,683.01	1,233,683.01	70.00%

MDA	PRIORITY AREA/PROJECT DESCRIPTION	GOODS & SERVICES (in GH¢)	CAPEX (in GH¢)	TOTAL (in GH¢)	STATUS OF IMPLEMENTATION (%)
MSDI GOG	CONSULTANCY SERVICE FEES FOR THE CONSTRUCTION SUPERVISION FOR THE CONSTRUCTION OF 50 NO. RURAL MARKET UNDER IPEP IN SELECTED CONSTITUENCIES ACROSS THE COUNTRY		974,649.36	974,649.36	80.00%
MSDI GOG	CONSTRUCTION OF 1 NO. CLINIC WITH DOCTORS' RESIDENCE AND ANCILLARY FACILITIES AT THE MAKAYILI IN THE BIMBILA CONSTITUENCY		341,032.08	341,032.08	100.00%
MSDI GOG	CONSTRUCTION OF 2 NO. SMALL DAMS/DUGOUT AT SANGA AND KPANE IN THE SAGNARIGU CONSTITUENCY OF THE NORTHERN REGION		65,073.60	65,073.60	0.00%
MSDI GOG	CONSTRUCTION OF 1 NO. RURAL MARKET WITH STORAGE AND MECHANISED BOREHOLES IN THE UPPER MANYA KROBO CONSTITUENCY		169,516.27	169,516.27	65.00%
MSDI GOG	CONSTRUCTION OF 2 NO. SMALL DAMS/DUGOUT AT KULMASA AND TAARI IN THE SAWLA TUNA-KALBA CONSTITUENCY OF THE NORTHERN REGION		375,615.05	375,615.05	80.00%
MSDI GOG	CONSTRUCTION OF 2 NO. SMALL DAMS/DUGOUT AT GBANJOGA AND JAGRIGUYILLI IN THE TOLON CONSTITUENCY OF THE NORTHERN REGION		423,487.80	423,487.80	90.00%
MSDI GOG	CONSTRUCTION OF 2 NO. SMALL DAMS/DUGOUT AT ZANG AND KPALGAGBENI IN THE YENDI CONSTITUENCY OF THE NORTHERN REGION		41,988.60	41,988.60	90.00%
MSDI GOG	CONSTRUCTION OF 2 NO. SMALL DAMS/DUGOUT AT ISSAPE AND LARIGBANI IN THE YAPEI KUSAWGU CONSTITUENCY OF THE NORTHERN REGION		379,611.00	379,611.00	90.00%
MSDI GOG	CONSTRUCTION OF 2 NO. SMALL DAMS/DUGOUT AT GBUMGUM AND GUNO IN THE NANTON CONSTITUENCY OF THE NORTHERN REGION		155,006.10	155,006.10	90.00%

MDA	PRIORITY AREA/PROJECT DESCRIPTION	GOODS & SERVICES (in GH¢)	CAPEX (in GH¢)	TOTAL (in GH¢)	STATUS OF IMPLEMENTATION (%)
MSDI GOG	CONSTRUCTION OF 2 NO. SMALL DAMS/DUGOUT AT GBEDEMBILSI AND LUVALSAH IN THE BUILSA SOUTH CONSTITUENCY OF THE UPPER EAST REGION		429,928.20	429,928.20	90.00%
MSDI GOG	CONSTRUCTION OF 2 NO. SMALL DAMS/DUGOUT AT ZANSILIBUIGA AND NAGANI IN THE TEMPANE CONSTITUENCY OF THE UPPER EAST REGION		231,189.75	231,189.75	90.00%
MSDI GOG	CONSTRUCTION OF 2 NO. SMALL DAMS/DUGOUT AT NAKPAGBENI AND DIPAH IN THE BIMBILA CONSTITUENCY OF THE NORTHERN REGION		368,910.00	368,910.00	90.00%
MSDI GOG	CONSTRUCTION OF 2 NO. SMALL DAMS/DUGOUT AT BEKPENJIBE AND TATINDO IN THE TATALE SANGULI CONSTITUENCY OF THE NORTHERN REGION		231,039.90	231,039.90	90.00%
MSDI GOG	CONSTRUCTION OF 2 NO. SMALL DAMS/DUGOUT AT KUPOTOR AND TACHALE IN THE DABOYA MAKARIGU CONSTITUENCY OF THE NORTHERN REGION		168,466.50	168,466.50	90.00%
MSDI GOG	CONSTRUCTION OF 2 NO. SMALL DAMS/DUGOUT AT KUSALE AND GUMMO IN THE SISSALA WEST CONSTITUENCY OF THE UPPER WEST REGION		434,185.32	434,185.32	90.00%
MSDI GOG	CONSTRUCTION OF 2 NO. SMALL DAMS/DUGOUT AT OLD BUIPE AND KINGBIBI IN THE YAPEI KUSAWGU CONSTITUENCY OF THE NORTHERN REGION		478,631.79	478,631.79	90.00%
MSDI GOG	CONSTRUCTION OF 2 NO. SMALL DAMS/DUGOUT AT ZEBILLA AND TESHIE NATINGA IN THE ZEBILLA CONSTITUENCY OF THE UPPER EAST REGION		455,365.43	455,365.43	90.00%
MSDI GOG	CONSTRUCTION OF 2 NO. SMALL DAMS/DUGOUT AT ASONGEZEGIRI AND ZANLERIGU IN THE NABDAM CONSTITUENCY OF THE UPPER EAST REGION		135,838.39	135,838.39	90.00%
MSDI GOG	CONSTRUCTION OF 2 NO. SMALL DAMS/DUGOUT AT CHARIGU AND CHANSA IN THE WA CENTRAL CONSTITUENCY OF THE UPPER WEST REGION		234,454.05	234,454.05	90.00%



MDA	PRIORITY AREA/PROJECT DESCRIPTION	GOODS & SERVICES (in GH¢)	CAPEX (in GH¢)	TOTAL (in GH¢)	STATUS OF IMPLEMENTATION (%)
MSDI GOG	CONSTRUCTION OF 1 NO. RURAL MARKET WITH STORAGE AND MECHANISED BOREHOLES IN THE FANTEAKWA SOUTH CONSTITUENCY		322,068.31	322,068.31	100.00%
MSDI GOG	CONSTRUCTION OF 2 NO. SMALL DAMS/DUGOUT AT JININSAG AND LOUISAH IN THE BUILSA SOUTH CONSTITUENCY OF THE UPPER EAST REGION		224,259.30	224,259.30	90.00%
MSDI GOG	CONSTRUCTION OF 2 NO. SMALL DAMS/DUGOUT AT DUNGU AND KATARIGU IN THE SAGNARIGU CONSTITUENCY OF THE NORTHERN REGION		159,249.24	159,249.24	40.00%
MSDI GOG	CONSTRUCTION OF 2 NO. SMALL DAMS/DUGOUT AT TOM AND BEZUM IN THE NANDOM CONSTITUENCY OF THE UPPER WEST REGION		80,221.50	80,221.50	90.00%
MSDI GOG	CONSTRUCTION OF 2 NO. SMALL DAMS/DUGOUT AT BETAGLU AND GOZIIR IN THE NANDOM CONSTITUENCY OF THE UPPER WEST REGION		215,839.80	215,839.80	90.00%
MSDI GOG	CONSTRUCTION OF 3-UNIT CLASSROOM BLOCK WITH ANCILLARY FACILITIES AT LARABANGA IN THE DAMONGO CONSTITUENCY		189,050.00	189,050.00	65.00%
MSDI GOG	CONSTRUCTION OF 2 NO. SMALL DAMS/DUGOUT AT PONYAMATOO IN THE WA WEST CONSTITUENCY OF THE UPPER WEST REGION		237,028.50	237,028.50	44.00%
MSDI GOG	CONSTRUCTION OF 2 NO. SMALL DAMS/DUGOUT AT TINDOMA AND SANUORI IN THE WA WEST CONSTITUENCY OF THE UPPER WEST REGION		473,868.90	473,868.90	100.00%
MSDI GOG	CONSTRUCTION OF 1 NO. CLINIC WITH DOCTORS' RESIDENCE AND ANCILLARY FACILITIES AT ATINSU IN THE PRESTEA HUNI VALLEY CONSTITUENCY		306,225.00	306,225.00	40.00%
MSDI GOG	CONSTRUCTION OF 1 NO. CLINIC WITH DOCTORS' RESIDENCE AND ANCILLARY FACILITIES AT TEMPANE CENTRAL IN THE GARU TEMPANE CONSTITUENCY		321,109.63	321,109.63	20.00%

MDA	PRIORITY AREA/PROJECT DESCRIPTION	GOODS & SERVICES (in GH¢)	CAPEX (in GH¢)	TOTAL (in GH¢)	STATUS OF IMPLEMENTATION (%)
MSDI GOG	CONSTRUCTION OF 1 NO. RURAL MARKET WITH STORAGE AND MECHANISED BOREHOLES IN THE BEREKUM EAST CONSTITUENCY		284,591.98	284,591.98	98.00%
MSDI GOG	CONSTRUCTION OF 1 NO. RURAL MARKET WITH STORAGE AND MECHANISED BOREHOLES IN THE ABUAKWA NORTH CONSTITUENCY		601,247.88	601,247.88	80.00%
MSDI GOG	CONSTRUCTION OF 1 NO. CLINIC WITH DOCTORS' RESIDENCE AND ANCILLARY FACILITIES AT BREFOR BAAPARE IN THE LAWRA CONSTITUENCY		609,419.39	609,419.39	0.00%
MSDI GOG	CONSTRUCTION OF 1 NO. RURAL MARKET WITH STORAGE AND MECHANISED BOREHOLES IN THE AKROFUOM CONSTITUENCY		158,746.54	158,746.54	100.00%
MSDI GOG	CONSTRUCTION OF 1 NO. RURAL MARKET WITH STORAGE AND MECHANISED BOREHOLES IN THE ASANTE AKYEM NORTH CONSTITUENCY		362,389.28	362,389.28	40.00%
MSDI GOG	CONSTRUCTION OF 1 NO. RURAL MARKET WITH STORAGE AND MECHANISED BOREHOLES IN THE MANSO ADUBIA CONSTITUENCY		330,856.20	330,856.20	100.00%
MSDI GOG	CONSTRUCTION OF 1 NO. RURAL MARKET WITH STORAGE AND MECHANISED BOREHOLES IN THE ATIWA WEST CONSTITUENCY		213,252.62	213,252.62	80.00%
MSDI GOG	CONSTRUCTION OF 1 NO. CLINIC WITH DOCTORS' RESIDENCE AND ANCILLARY FACILITIES AT OSENEGYA IN THE ATIMOKWA CONSTITUENCY		390,432.05	390,432.05	65.00%
MSDI GOG	CONSTRUCTION OF 1 NO. RURAL MARKET WITH STORAGE AND MECHANISED BOREHOLES IN THE ACHIASE CONSTITUENCY		165,605.40	165,605.40	75.00%
MSDI GOG	CONSTRUCTION OF 2-UNIT KINDERGARTEN BLOCK AT AZAALONGE PRIMARY SCHOOL IN THE BOLGA CENTRAL CONSTITUENCY		73,006.20	73,006.20	65.00%
MSDI GOG	CONSTRUCTION OF 1 NO. CHPS COMPOUND AT NYOLI IN THE WA WEST CONSTITUENCY		141,933.50	141,933.50	100.00%

MDA	PRIORITY AREA/PROJECT DESCRIPTION	GOODS & SERVICES (in GH¢)	CAPEX (in GH¢)	TOTAL (in GH¢)	STATUS OF IMPLEMENTATION (%)
MSDI GOG	CONSTRUCTION OF 1 NO. 3-UNIT CLASSROOM BLOCK WITH ANCILLARY FACILITIES FOR BAAMU D/A IN THE SUNYANI WEST CONSTITUENCY		59,500.80	59,500.80	100.00%
MSDI GOG	CONSTRUCTION OF 1 NO. CLINIC WITH DOCTORS' RESIDENCE AND ANCILLARY FACILITIES AT KROFOKROM IN THE LOWER WEST AKIM CONSTITUENCY		158,823.03	158,823.03	100.00%
MSDI GOG	CONSTRUCTION OF 4 NO. 20-UNIT MARKET SHED AT AKUTUNYA MARKET SOMANYA IN THE YILO KROBO CONSTITUENCY		86,653.80	86,653.80	100.00%
MSDI GOG	CONSTRUCTION OF 1 NO. 3-UNIT CLASSROOM BLOCK AT ODUMASE ANGLICAN UPPER PRIMARY SCHOOL IN THE ABUAKWA SOUTH CONSTITUENCY		189,988.34	189,988.34	100.00%
MSDI GOG	CONSTRUCTION OF 3-UNIT CLASSROOM BLOCK, OFFICE AND STAFF COMMON ROOM AT JENBOB IN THE WA WEST CONSTITUENCY		159,390.50	159,390.50	100.00%
MSDI GOG	CONSTRUCTION OF 2 NO. WEIGHING CENTRE COMPLEX AT MANHYIA AND AYARGO IN THE ASUTIFI SOUTH CONSTITUENCY		53,375.40	53,375.40	65.00%
MSDI GOG	CONSTRUCTION OF CHPS COMPOUND AT KONKONTIRESO IN THE ASUTIFI SOUTH CONSTITUENCY		60,871.95	60,871.95	70.00%
MSDI GOG	CONSTRUCTION OF 1 NO. 3-UNIT CLASSROOM BLOCK WITH ANCILLARY FACILITIES AT KINTAMPO MODEL SCHOOL IN THE KINTAMPO NORTH CONSTITUENCY		63,644.40	63,644.40	80.00%
MSDI GOG	CONSTRUCTION OF 1 NO. 3-UNIT CLASSROOM BLOCK WITH ANCILLARY FACILITIES AT KADELSO BASIC SCHOOL IN THE KINTAMPO NORTH CONSTITUENCY		78,651.90	78,651.90	80.00%
MSDI GOG	CONSTRUCTION OF 1 NO. 3-UNIT CLASSROOM BLOCK WITH OFFICE AT KWAMANG IN THE NKAWKAW CONSTITUENCY		57,855.71	57,855.71	60.00%

MDA	PRIORITY AREA/PROJECT DESCRIPTION	GOODS & SERVICES (in GH¢)	CAPEX (in GH¢)	TOTAL (in GH¢)	STATUS OF IMPLEMENTATION (%)
MSDI GOG	CONSTRUCTION OF 1 NO. 2-UNIT CLASSROOM BLOCK WITH ANCILLARY FACILITIES AT ASUOGYA IN THE JAMAN SOUTH CONSTITUENCY		89,996.45	89,996.45	4.00%
MSDI GOG	CONSTRUCTION OF 1 NO. 2-UNIT CLASSROOM BLOCK WITH ANCILLARY FACILITIES AT DWENEM IN THE JAMAN SOUTH CONSTITUENCY		46,624.46	46,624.46	60.00%
MSDI GOG	CONSTRUCTION OF 1 NO. CLINIC WITH DOCTORS' RESIDENCE AND ANCILLARY FACILITIES AT NANTON AREA IN THE NANTON CONSTITUENCY		161,484.89	161,484.89	95.00%
MSDI GOG	CONSTRUCTION OF 1 NO. 3-UNIT CLASSROOM BLOCK AT JANG IN THE NADOWLI-KALEO CONSTITUENCY		97,258.75	97,258.75	100.00%
MSDI GOG	CONSTRUCTION OF 1 NO. CLINIC WITH DOCTORS' RESIDENCE AND ANCILLARY FACILITIES AT LANGMA TOWN IN THE BORTIANOR CONSTITUENCY		227,796.80	227,796.80	55.00%
MSDI GOG	CONSTRUCTION OF 3-UNIT CLASSROOM BLOCK AT NBOWURA II IN THE KPANDAI CONSTITUENCY		125,589.40	125,589.40	70.00%
MSDI GOG	CONSTRUCTION OF 1 NO. RURAL MARKET WITH STORAGE AND MECHANISED BOREHOLES IN THE OFFISON SOUTH CONSTITUENCY		466,368.89	466,368.89	75.00%
MSDI GOG	CONSTRUCTION OF 28 NO. MARKET STALLS AT BOANIM IN THE AFIGYA SEKYERE CONSTITUENCY		93,648.60	93,648.60	100.00%
MSDI GOG	CONSTRUCTION OF 3-UNIT CLASSROOM BLOCK WITH ANCILLARY FACILITIES AT GBRIMAH IN THE TAMALE NORTH CONSTITUENCY		39,800.70	39,800.70	100.00%
MSDI GOG	CONSTRUCTION OF 3-UNIT CLASSROOM BLOCK WITH ANCILLARY FACILITIES AT DAMANKUNYILI IN THE SAGNARIGU CONSTITUENCY		59,107.50	59,107.50	0.00%
MSDI GOG	CONSTRUCTION OF 3-UNIT CLASSROOM BLOCK WITH ANCILLARY AT FATILANYILI IN THE KARAGA CONSTITUENCY		80,639.64	80,639.64	100.00%

MDA	PRIORITY AREA/PROJECT DESCRIPTION	GOODS & SERVICES (in GH¢)	CAPEX (in GH¢)	TOTAL (in GH¢)	STATUS OF IMPLEMENTATION (%)
MSDI GOG	CONSTRUCTION OF CLINIC AT KATARIGA IN THE SAGNARIGU CONSTITUENCY		58,810.50	58,810.50	65.00%
MSDI GOG	CONSTRUCTION SUPERVISION OF 26 NO. CLINICS WITH DOCTORS' RESIDENCE AND ANCILLARY FACILITIES IN SOME SELECTED CONSTITUENCIES ACROSS THE COUNTRY		1,079,851.68	1,079,851.68	100.00%
MSDI GOG	CONSTRUCTION OF 1 NO. --UNIT CLASSROOM BLOCK WITH ANCILLARY FACILITIES AT SORA D/A SCHOOL IN THE KINTAMPO CONSTITUENCY		57,431.45	57,431.45	75.00%
MSDI GOG	CONSTRUCTION OF OFFICES AND STOREROOMS FOR BABILE M/A PRIMARY AND JHS IN THE LAWRA CONSTITUENCY		14,582.25	14,582.25	80.00%
MSDI GOG	CONSTRUCTION OF 1 NO. 3-UNIT CLASSROOM BLOCK AT FUMSO IN THE ADANSI ASOKWA CONSTITUENCY		187,949.95	187,949.95	100.00%
MSDI GOG	CONSTRUCTION OF 1 NO. 3-UNIT CLASSROOM BLOCK WITH ANCILLARY FACILITIES AT WIOSO IN THE ATWIMA NWABIAGYA SOUTH CONSTITUENCY		90,981.90	90,981.90	65.00%
MSDI GOG	NEBULIZERS		63,540.03	63,540.03	65.00%
MSDI GOG	CONSTRUCTION OF 1 NO 2-UNIT KINDERGARTEN BLK WITH ANCILLARY FACILITIES AT NYIRE IN THE BANDA CONSTITUENCY		69,984.48	69,984.48	60.00%
MSDI GOG	CONSTRUCTION OF 1 NO. 6-UNIT CLASSROOM BLOCK WITH ANCILLARY FACILITIES AT AGBLEKEME IN THE BANDA CONSTITUENCY		73,325.93	73,325.93	60.00%
MSDI GOG	CONSTRUCTION OF 2 NO. SMALL DAMS/DUGOUT AT SOO AND SAKPABA IN THE YAGABA KUBORI CONSTITUENCY OF THE NORTHERN REGION		156,248.55	156,248.55	40.00%
MSDI GOG	CONSTRUCTION OF 1 NO. CLINIC WITH DOCTORS' RESIDENCE AND ANCILLARY FACILITIES AT NANTON IN THE NANTON CONSTITUENCY		153,002.73	153,002.73	100.00%

MDA	PRIORITY AREA/PROJECT DESCRIPTION	GOODS & SERVICES (in GH¢)	CAPEX (in GH¢)	TOTAL (in GH¢)	STATUS OF IMPLEMENTATION (%)
MSDI GOG	CONSTRUCTION OF 1 NO. 3-UNIT CLASSROOM BLOCK WITH TOILETS FACILITIES AT DERMA METHODIST SCHOOL IN THE TANO SOUTH CONSTITUENCY		150,371.10	150,371.10	100.00%
MSDI GOG	CONSTRUCTION OF TEACHERS BUNGALOW AT AMONAMU IN THE ABIREM CONSTITUENCY		60,648.14	60,648.14	50.00%
MSDI GOG	CLADDING OF 3-UNIT CLASSROOM BLOCK AT IDRISIYA L/A PRIMARY SCHOOL IN THE SALAGA SOUTH CONSTITUENCY		109,975.12	109,975.12	100.00%
MSDI GOG	CONSTRUCTION OF 1 NO. 2-UNIT KINDERGARTEN BLOCK WITH ANCILLARY FACILITIES AT NANKANTA IN THE BOSOMTWE CONSTITUENCY		180,300.39	180,300.39	100.00%
MSDI GOG	CONSTRUCTION OF 3-UNIT CLASSROOM BLOCK WITH FURNITURE AT SABONYIDA IN THE BIMBILLA CONSTITUENCY		58,618.58	58,618.58	40.00%
MSDI GOG	CONSTRUCTION OF 3-BEDROOM DOCTORS' BANGALOW AT WELLEBELLE IN THE SISSALA EAST CONSTITUENCY		70,450.20	70,450.20	51.00%
MSDI GOG	CONSTRUCTION OF LIBRARY AND ICT CENTRE AT AHWIAA IN THE KWABRE EAST CONSTITUENCY		91,607.21	91,607.21	35.00%
MSDI GOG	CONSTRUCTION OF 1 NO. 3-UNIT CLASSROOM BLOCK AT MPS MODERN SCHOOL PHASE I IN THE KWABRE EAST CONSTITUENCY		107,845.94	107,845.94	45.00%
MSDI GOG	CONSTRUCTING DOCTORS RESIDENCE AT ODUMASE IN THE ABUAKWA SOUTH CONSTITUENCY		282,959.72	282,959.72	50.00%
MSDI GOG	CONSTRUCTION OF 2-UNIT NURSES ACCOMMODATION WULING IN THE JIRAPA CONSTITUENCY		138,773.45	138,773.45	100.00%
MSDI GOG	COST OF THE CONSTRUCTION OF 1 NO 3-UNIT CLASSROOM BLK AT AKYEM EKOSO IN THE ATIWA WEST CONSTITUENCY		96,116.94	96,116.94	44.00%
MSDI GOG	CONSTRUCTION OF 1 NO 3-UNIT CLASSROOM BLOCK AT ASESEESO IN THE OKERE CONSTITUENCY		82,478.70	82,478.70	38.00%

MDA	PRIORITY AREA/PROJECT DESCRIPTION	GOODS & SERVICES (in GH¢)	CAPEX (in GH¢)	TOTAL (in GH¢)	STATUS OF IMPLEMENTATION (%)
MSDI GOG	CONSTRUCTION OF 2 NO. SMALL DAMS/DUGOUT AT GONO AND KANTIA IN THE BOLGA EAST CONSTITUENCY OF THE UPPER EAST REGION		445,155.55	445,155.55	40.00%
MSDI GOG	CONSTRUCTION OF 2 NO. SMALL DAMS/DUGOUT AT DUBILA AND KOMBOSCO IN THE BOLGA EAST CONSTITUENCY OF THE UPPER EAST REGION		208,883.70	208,883.70	40.00%
MSDI GOG	CONSTRUCTION OF 1 NO. RURAL MARKET WITH STORAGE AND MECHANISED BOREHOLES IN THE MANSO NKWANTA CONSTITUENCY		257,535.23	257,535.23	100.00%
MSDI GOG	CONSTRUCTION OF 2 NO. SMALL DAMS/DUGOUT AT TAGNAMO AND TINSUNG IN THE MION CONSTITUENCY OF THE NORTHERN REGION		409,172.40	409,172.40	90.00%
MSDI GOG	CONSTRUCTION OF 2 NO. SMALL DAMS/DUGOUT AT KULIKPEGU AND GBINSI IN THE MION CONSTITUENCY OF THE NORTHERN REGION		272,570.40	272,570.40	90.00%
MSDI GOG	CONSTRUCTION OF 1 NO CLINIC AND DOCTORS BUNGALOW AT ADANSI ASOKWA IN ADANSI ASOKWA CONSTITUENCY		160,309.78	160,309.78	100.00%
MSDI GOG	CONSTRUCTION OF 1 NO 3-UNIT CLASSROOM BLK AT ADWESO SDA IN THE NEW JUABEN SOUTH CONSTITUENCY		81,620.10	81,620.10	40.00%
MSDI GOG	CONSTRUCTION OF 2 NO. SMALL DAMS/DUGOUT AT JAWANI AND DONGDINI IN THE NALERIGU CONSTITUENCY OF THE NORTHERN REGION		434,774.70	434,774.70	90.00%
MSDI GOG	CONSTRUCTION OF 2 NO. SMALL DAMS/DUGOUT AT DENUNGU AND NISBULINGA IN THE GARU CONSTITUENCY OF THE UPPER EAST REGION		432,459.52	432,459.52	90.00%
MSDI GOG	CONSTRUCTION OF 2 NO. SMALL DAMS/DUGOUT AT KUGRI AND NAATE IN THE GARU CONSTITUENCY OF THE UPPER EAST REGION		382,846.66	382,846.66	90.00%



MDA	PRIORITY AREA/PROJECT DESCRIPTION	GOODS & SERVICES (in GH¢)	CAPEX (in GH¢)	TOTAL (in GH¢)	STATUS OF IMPLEMENTATION (%)
MSDI GOG	CONSTRUCTION OF 1 NO 2-BEDROOM TEACHERS QUARTERS AT NSUTA YEBOAH ASUMAH SHS IN TECHIMAN SOUTH CONSTITUENCY		118,602.00	118,602.00	100.00%
MSDI GOG	CONSTRUCTION OF 2 NO. SMALL DAMS/DUGOUT AT DINEE AND SAWLA IN THE SAWLA TUNA KALBA CONSTITUENCY OF THE NORTHERN REGION		451,991.16	451,991.16	90.00%
MSDI GOG	CONSTRUCTION OF 2 NO. SMALL DAMS/DUGOUT AT SAMBOLGU AND ZORKO IN THE BONGO CONSTITUENCY OF THE UPPER EAST REGION		450,888.58	450,888.58	90.00%
MSDI GOG	CONSTRUCTION OF 2 NO. SMALL DAMS/DUGOUT AT PUSIGA MARANTINGA AND KULPELIGA IN THE PUSIGA CONSTITUENCY OF THE UPPER EAST REGION		457,958.97	457,958.97	90.00%
MSDI GOG	CONSTRUCTION OF 1 NO. 3-UNIT CLASSROOM BLOCK AT ODUMASE ANGLICAN LOWER PRIMARY SCHOOL IN THE ABUAKWA SOUTH CONSTITUENCY		189,904.55	189,904.55	100.00%
MSDI GOG	CONSTRUCTION OF 1 NO. 2-UNIT KINDERGARTEN BLOCK WITH OFFICE AND STORE AT BOFIE IN THE BANDA CONSTITUENCY		53,964.90	53,964.90	100.00%
MSDI GOG	CONSTRUCTION OF CHPS COMPOUND AT MOGNORI IN THE DAMONGO CONSTITUENCY		69,389.10	69,389.10	100.00%
MSDI GOG	RENOVATION OF REPRODUCTIVE AND CHILD HEALTH UNIT AT SAVELUGU MUNICIPAL ASSEMBLY		90,426.67	90,426.67	100.00%
MSDI GOG	CONSTRUCTION OF HEALTH INSURANCE OFFICE BUILDING AT SAVELUGU MUNICIPAL ASSEMBLY IN THE SAVELUGU CONSTITUENCY		190,001.11	190,001.11	100.00%
MSDI GOG	CONSTRUCTION OF 1 NO. 2-UNIT KINDERGARTEN BLOCK WITH ANCILLARY FACILITIES AT KPONG METHODIST SCHOOL IN THE LOWER MANYA KROBO CONSTITUENCY		84,357.00	84,357.00	78.00%



MDA	PRIORITY AREA/PROJECT DESCRIPTION	GOODS & SERVICES (in GH¢)	CAPEX (in GH¢)	TOTAL (in GH¢)	STATUS OF IMPLEMENTATION (%)
MSDI GOG	CONSTRUCTION OF 1 NO. 3-UNIT CLASSROOM BLOCK AT ABRODEASE IN THE MANSO NKWANTA CONSTITUENCY		81,780.30	81,780.30	50.00%
MSDI GOG	CONSTRUCTION OF 1 NO. CLINIC WITH DOCTORS' RESIDENCE AND ANCILLARY FACILITIES AT ODUMASI NEW SITE IN THE OBUASI EAST CONSTITUENCY		191,334.66	191,334.66	90.00%
MSDI GOG	CONSTRUCTION OF 1 NO. 3-UNIT CLASSROOM BLOCK WITH ANCILLARY FACILITIES AT ADUMKROM IN THE ASANTE AKIM CENTRAL CONSTITUENCY		60,870.15	60,870.15	50.00%
MSDI GOG	CONSTRUCTION OF 1 NO. 3-UNIT CLASSROOM BLOCK WITH 2-SEATER KVIP AT KWADOMA D/A IN THE ASUNAFO SOUTH CONSTITUENCY		75,994.20	75,994.20	44.00%
MSDI GOG	CONSTRUCTION OF 2 NO. SMALL DAMS/DUGOUT AT GARIFE AND CHICHAG IN THE WULENSI CONSTITUENCY OF THE NORTHERN REGION		225,411.30	225,411.30	90.00%
MSDI GOG	CONSTRUCTION OF 2 NO. SMALL DAMS/DUGOUT AT JADEMA AND KUNKUA IN THE YAGABA KUBORI CONSTITUENCY OF THE NORTHERN REGION		337,952.93	337,952.93	90.00%
MSDI GOG	CONSTRUCTION OF 1 NO 3-UNIT CLASSROOM BLK AT AKYEM ASAMAMA IN THE ATIWA WEST CONSTITUENCY		96,678.00	96,678.00	44.00%
MSDI GOG	COMPLETION OF SDA SHS CLASSROOM BLK IN THE MAMPONG CONSTITUENCY		141,275.64	141,275.64	100.00%
MSDI GOG	CONSTRUCTION OF 2 NO. SMALL DAMS/DUGOUT AT KPIRI AND LARABANGA IN THE DAMONGO CONSTITUENCY OF THE NORTHERN REGION		202,304.16	202,304.16	100.00%
MSDI GOG	CONSTRUCTION OF KERBS AND PAVING OF NIGHT MARKET AT BEREKUM IN THE BEREKUM EAST CONSTITUENCY		158,248.90	158,248.90	100.00%
MSDI GOG	CONSTRUCTION OF KERBS AND PAVING OF CASSAVA AREA-THURSDAY MARKET AT BEREKUM IN THE BEREKUM EAST CONSTITUENCY		158,238.80	158,238.80	100.00%

MDA	PRIORITY AREA/PROJECT DESCRIPTION	GOODS & SERVICES (in GH¢)	CAPEX (in GH¢)	TOTAL (in GH¢)	STATUS OF IMPLEMENTATION (%)
MSDI GOG	CONSTRUCTION OF KERBS AND PAVING OF YIADOM BOAKYE MARKET AT BEREKUM IN THE BEREKUM EAST CONSTITUENCY		158,248.90	158,248.90	100.00%
MSDI GOG	SUPPLY OF HOSPITAL EQUIPMENT		95,361.60	95,361.60	100.00%
MSDI GOG	CONSTRUCTION OF 12 NO. COMMUNITY MECHANIZED SOLAR POWERED WATER SYSTEMS AT GARU AND TEMPANE CONSTITUENCIES		577,445.85	577,445.85	65.00%
MSDI GOG	DRILLING AND CONSTRUCTION OF AFRIDEV HAND PUMP AT FOSU IN THE AFRAM PLAINS SOUTH CONSTITUENCY		32,195.50	32,195.50	100.00%
MSDI GOG	CONSTRUCTION OF SATELLITE MARKET AT GAMBIA NO. 11 IN THE ASUTIFI NORTH CONSTITUENCY		169,670.52	169,670.52	100.00%
MSDI GOG	CONSTRUCTION OF 12 NO. COMMUNITY MECHANIZED SOLAR POWERED WATER SYSTEMS AT AFIGYA KWABRE NORTH,SOUTH,MAMPONG AND EJURA SEKYEREDUMASE CONSTITUENCIES		532,563.25	532,563.25	90.00%
MSDI GOG	CONSTRUCTION OF 12 NO. COMMUNITY MECHANIZED SOLAR POWERED WATER SYSTEMS AT ATWIMA KWANWOMA, MPONUA, NWABIAGYA NORTH AND NWABIAGYA SOUTH CONSTITUENCIES		260,949.49	260,949.49	80.00%
MSDI GOG	CONSTRUCTION OF 9 NO. COMMUNITY MECHANIZED SOLAR POWERED WATER SYSTEMS AT AHAFO-ANO SOUTH EAST, SOUTH WEST AND AHAFO-ANO NORTH CONSTITUENCIES		434,731.43	434,731.43	90.00%
MSDI GOG	CONSTRUCTION OF 1.2 U-DRAIN AT NII TEIKO ABONUA STREET AT OKAIKWEI NORTH CONSTITUENCY		168,554.37	168,554.37	100.00%
MSDI GOG	CONSTRUCTION OF 1 NO. CLINIC WITH DOCTORS' RESIDENCE AND ANCILLARY FACILITIES AT OKANTA ELECTORAL AREA IN THE SUHUM CONSTITUENCY		203,066.33	203,066.33	100.00%

MDA	PRIORITY AREA/PROJECT DESCRIPTION	GOODS & SERVICES (in GH¢)	CAPEX (in GH¢)	TOTAL (in GH¢)	STATUS OF IMPLEMENTATION (%)
MSDI GOG	20% CONSULTANCY SERVICE FEES FOR TH DESIGN AND CONSTRUCTION SUPERVISION OF MARKET COMPLEX AT MANKESSIM		400,000.01	400,000.01	80.00%
MSDI GOG	CONSULTANCY SERVICE FOR DESIGN AND CONSTRUCTION SUPERVISION OF MARKET COMPLEX AT MANKESSIM IN THE COASTAL DEVELOPMENT ZONE		400,000.01	400,000.01	80.00%
MSDI GOG	CONSTRUCTION OF 1 NO. CLINIC WITH DOCTORS' RESIDENCE AND ANCILLARY FACILITIES AT GBEDEMA IN THE BUILSA SOUTH CONSTITUENCY		247,238.39	247,238.39	90.00%
MSDI GOG	CONSTRUCTION OF 15 NO. COMMUNITY MECHANIZED SOLAR POWERED WATER SYSTEMS AT JUABEN, KUMAWU, BANTAMA, EJISU AND NSUTA KWAMAN CONSTITUENCIES		394,166.85	394,166.85	90.00%
MSDI GOG	COST OF CONSTRUCTION OF 1NO RURAL MARKET WITH STORAGE AND MECHANISED BOREHOLE IN THE FANTEAKWA SOUTH CONSTITUENCY		145,351.78	145,351.78	100.00%
MSDI GOG	CONSTRUCTION OF 1NO 3-UNIT CLASSROOM BLK WITH ANCILLARY FACILITY FOR AFRICAN FAITH PRIMARY SCH AT NSUATRE IN THE SUNYANI WEST CONSTITUENCY		151,457.40	151,457.40	100.00%
MSDI GOG	CONSTRUCTION SUPERVISION OF 26 NO. CLINIC WITH DOCTORS' RESIDENCE AND ANCILLARY FACILITIES IN SOME SELECTED ACROSS THE COUNTRY		678,372.66	678,372.66	80.00%
MSDI GOG	CONSTRUCTION OF 1NO 3-UNIT CLASSROOM BLK WITH ANCILLARY FACILITIES FOR KAMLO D/A JHS-KWAHU AFRAM PLAINS NORTH CONSTITUENCY		47,251.35	47,251.35	32.00%
MSDI GOG	CONSTRUCTION OF 12 NO. 10-SEATER WATER CLOSET TOILETS WITH MECHANIZED BOREHOLES AND SOLAR PANELS YENDI, YAGBA KUBORI AND MION CONSTITUENCIES		242,029.08	242,029.08	80.00%

MDA	PRIORITY AREA/PROJECT DESCRIPTION	GOODS & SERVICES (in GH¢)	CAPEX (in GH¢)	TOTAL (in GH¢)	STATUS OF IMPLEMENTATION (%)
MSDI GOG	CONSTRUCTION OF PAVEMENT AT SC NORTEY EXTENSION IN THE AYAWASO NORTH CONSTITUENCY		93,907.50	93,907.50	100.00%
MSDI GOG	CONSTRUCTION OF U-DRAIN AT AKOTEX EXTENSION NEWTOWN IN THE AYAWASO NORTH CONSTITUENCY		186,829.16	186,829.16	100.00%
MSDI GOG	CONSTRUCTION OF PAVEMENT AT BABA GORO EXTENSION NEWTOWN IN THE AYAWASO NORTH CONSTITUENCY		180,729.90	180,729.90	78.00%
MSDI GOG	CONSTRUCTION OF 12 NO. COMMUNITY MECHANIZED SOLAR POWERED WATER SYSTEMS AT ASUNAFO NORTH, SOUTH AND ASUTIFI NORTH AND SOUTH CONSTITUENCIES		349,330.43	349,330.43	90.00%
MSDI GOG	CONSTRUCTION OF 12 NO. COMMUNITY MECHANIZED SOLAR POWERED WATER SYSTEMS AT NSAWAM ADOAGYIRI, OKERE, AKUAPEM NORTH AND SOUTH CONSTITUENCIES		304,451.87	304,451.87	100.00%
MSDI GOG	CONSTRUCTION OF 1 NO. 3-UNIT PAVILION AT MADI IN THE SENE EAST CONSTITUENCY		71,045.57	71,045.57	74.00%
MSDI GOG	CONSTRUCTION OF 3-UNIT BLK AT KYEIASI D/A JHS IN THE NSUTA KWAMAND BEPOSO CONSTITUENCY		43,366.11	43,366.11	100.00%
MSDI GOG	CONSTRUCTION OF 12 NO. COMMUNITY MECHANIZED SOLAR POWERED WATER SYSTEMS AT DAMONGO, BOLE BAMBOI AND SAWLA-KALBA-TUNA CONSTITUENCIES		143,708.13	143,708.13	60.00%
MSDI GOG	CONSTRUCTION OF 12 NO. COMMUNITY MECHANIZED SOLAR POWERED WATER SYSTEMS AT JIRAPA AND LAMBUSSIE CONSTITUENCIES		244,219.49	244,219.49	80.00%
MSDI GOG	CONSTRUCTION OF 1NO 3-UNIT CLASSROOM BLK AT PATAKRO IN THE FOMENA CONSTITUENCY		59,590.80	59,590.80	100.00%

MDA	PRIORITY AREA/PROJECT DESCRIPTION	GOODS & SERVICES (in GH¢)	CAPEX (in GH¢)	TOTAL (in GH¢)	STATUS OF IMPLEMENTATION (%)
MSDI GOG	CONSTRUCTION OF MECHANISED BOREHOLE WITH POLYTANK AND STAND AT AKYEM TUMFA IN THE ATIWA WEST CONSTITUENCY		38,043.00	38,043.00	100.00%
MSDI GOG	CONSTRUCTION OF 1NO 2-BEDROOM TEACHERS QUARTERS AT NSUTA YEBOAH ASUAMAH SHS IN THE TECHIMAN SOUTH CONSTITUENCY		37,467.90	37,467.90	100.00%
MSDI GOG	CONSTRUCTION OF 10-SEATER WATER CLOSET TOILET FACILITY AT NEW ZONGO IN THE ASAWASE CONSTITUENCY		59,558.40	59,558.40	30.00%
MSDI GOG	CONSTRUCTION OF 10-SEATER WATER CLOSET TOILET AT BUOBAL IN THE ASAWASE CONSTITUENCY		48,351.60	48,351.60	30.00%
MSDI GOG	CONSTRUCTION OF 1NO 3-UNIT CLASSROOM BLK WITH OFFICE AND STORE ROOM AT DWANKROM PRESBY JHS IN THE SENE WEST CONSTITUENCY		110,393.28	110,393.28	60.00%
MSDI GOG	CONSTRUCTION OF MARKET AT BOMAA IN THE TANO NORTH CONSTITUENCY		176,968.80	176,968.80	100.00%
MSDI GOG	CONSTRUCTION OF MARKET AT BOMAA IN THE TANO NORTH CONSTITUENCY		3,031.20	3,031.20	100.00%
MSDI GOG	CONSTRUCTION OF 2-UNIT KG BLK WITH ANCILLARY FACILITIES AT ADAMOROE IN THE AKUAPEM NORTH CONSTITUENCY		92,770.63	92,770.63	37.00%
MSDI GOG	CONSTRUCTION OF 2 NO. SMALL DAMS/DUGOUT AT NIMBASINIA AND ZUO IN THE NAVORONGO CONSTITUENCY OF THE UPPER EAST REGION		221,050.61	221,050.61	90.00%
MSDI GOG	RENOVATION OF 6-UNIT CLASSROOM BLK AT BREMANG JHS IN THE SUAME CONSTITUENCY		90,433.38	90,433.38	100.00%
MSDI GOG	REHABILITATION OF 3-UNIT CLASSROOM BLK AT DONKOMPE IN THE DABOYA/MAKARIGU CONSTITUENCY		117,000.00	117,000.00	100.00%
MSDI GOG	CONSTRUCTION OF 2NO SMALL DAMS (NABARE & WUNGU) IN THE WALEWALE CONSTITUENCY		221,169.60	221,169.60	90.00%

MDA	PRIORITY AREA/PROJECT DESCRIPTION	GOODS & SERVICES (in GH¢)	CAPEX (in GH¢)	TOTAL (in GH¢)	STATUS OF IMPLEMENTATION (%)
MSDI GOG	CONSTRUCTION OF 12 NO. COMMUNITY MECHANIZED SOLAR POWERED WATER SYSTEMS AT BEREKUM EAST, JAMAN NORTH, SOUTH AND BANDA CONSTITUENCIES		548,025.69	548,025.69	100.00%
MSDI GOG	CONSTRUCTION OF 2 NO. SMALL DAMS/DUGOUT AT SOE AGALADONE AND DAPORETINDONGO IN THE BOLGA CENTRAL CONSTITUENCY OF THE UPPER EAST REGION		447,172.20	447,172.20	90.00%
MSDI GOG	CONSTRUCTION OF 4 NO. BOREHOLES WITH OVERHEAD TANKS AT BONASO, ABUSO, MPANKYERMIA AND JUMAKRO IN THE MANSO EDUBIA CONSTITUENCY		59,962.50	59,962.50	35.00%
MSDI GOG	CONSTRUCTION OF 2 NO. SMALL DAMS/DUGOUT AT KAJELO AND KAZUGU IN THE CHAINA PAGA CONSTITUENCY OF THE UPPER EAST REGION		201,363.30	201,363.30	90.00%
MSDI GOG	CONSTRUCTION OF 2 NO. SMALL DAMS/DUGOUT AT KPEGU AND CHANZEGU IN THE KUMBUGU CONSTITUENCY OF THE NORTHERN REGION		27,663.75	27,663.75	90.00%
MSDI GOG	CONSTRUCTION OF 12 NO. COMMUNITY MECHANIZED SOLAR POWERED WATER SYSTEMS AT YENDI, MION AND YAGABA-KUBORI CONSTITUENCIES		609,787.46	609,787.46	100.00%
MSDI GOG	CONSTRUCTION OF 12 NO. 10-SEATER WATER CLOSET TOILETS WITH MECHANIZED BOREHOLES AND SOLAR PANELS AT BINDURI AND PUSIGA CONSTITUENCIES		860,985.31	860,985.31	90.00%
MSDI GOG	CONSTRUCTION OF 2 NO. SMALL DAMS/DUGOUT AT NAPARI AND BANTANFARIGO IN THE GARU CONSTITUENCY OF THE UPPER EAST REGION		243,291.60	243,291.60	90.00%
MSDI GOG	CONSTRUCTION OF 15 NO. COMMUNITY MECHANIZED SOLAR POWERED WATER SYSTEMS AT SENE EAST, WEST, ATEBUBU AMANTEN, PRU EAST AND WEST CONSTITUENCIES		639,727.91	639,727.91	85.00%

MDA	PRIORITY AREA/PROJECT DESCRIPTION	GOODS & SERVICES (in GH¢)	CAPEX (in GH¢)	TOTAL (in GH¢)	STATUS OF IMPLEMENTATION (%)
MSDI GOG	CONSTRUCTION OF 2 NO. SMALL DAMS/DUGOUT AT YAGZURE AND YAMERIGA IN THE TALENSI CONSTITUENCY OF THE UPPER EAST REGION		442,696.86	442,696.86	90.00%
MSDI GOG	CONSTRUCTION OF 15 NO. 10-SEATER WATER CLOSET TOILETS WITH MECHANIZED BOREHOLES AND SOLAR PANELS AT ASAWASE, OFORIKROM, MANHYIA NORTH, SOUTH AND SUBIN CONSTITUENCIES		459,308.94	459,308.94	85.00%
MSDI GOG	CONSTRUCTION OF CHPS COMPOUND AT ASEBU EKROFUL IN THE ABURA ASEBU KWAMANKESE CONSTITUENCY		167,565.14	167,565.14	80.00%
MSDI GOG	CONSTRUCTION OF 2NO SMALL DAMS(KINKLIN & MARICHE) SOUTH CONSTITUENCY		141,133.05	141,133.05	60.00%
MSDI GOG	CONSTRUCTION OF 12 NO. COMMUNITY MECHANIZED SOLAR POWERED WATER SYSTEMS AT SALAGA NORTH, SOUTH AND GUSHEGU CONSTITUENCIES		256,972.90	256,972.90	100.00%
MSDI GOG	CONSTRUCTION OF 9 NO. COMMUNITY MECHANIZED SOLAR POWERED WATER SYSTEMS AT PRESTEA-HUNI VALLEY, TRAKWA NSUAEM AND SEFWI WIASO CONSTITUENCIES		431,354.46	431,354.46	75.00%
MSDI GOG	CONSTRUCTION OF 2 NO. SMALL DAMS/DUGOUT AT GAGSA AND JIMINSAH IN THE BULSA SOUTH CONSTITUENCY OF THE UPPER EAST REGION		447,048.05	447,048.05	90.00%
MSDI GOG	CONSTRUCTION OF 2 NO. SMALL DAMS/DUGOUT AT GERINSHANU AND KAKOSHIE IN THE SALAGA SOUTH CONSTITUENCY OF THE NORTHERN REGION		196,051.50	196,051.50	90.00%
MSDI GOG	CONSTRUCTION OF 1 NO. 10-UNITS MARKET STORES AT ZEING IN THE NANTON CONSTITUENCY		126,595.95	126,595.95	100.00%
MSDI GOG	CONSTRUCTION OF 2NO SMALL DAMS (NYAOGBARE BENWAK & NYAOGBARE NDAA) IN THE NABDAM CONSTITUENCY		39,098.67	39,098.67	100.00%

MDA	PRIORITY AREA/PROJECT DESCRIPTION	GOODS & SERVICES (in GH¢)	CAPEX (in GH¢)	TOTAL (in GH¢)	STATUS OF IMPLEMENTATION (%)
MSDI GOG	CONSTRUCTION OF 2NO. SMALL DAMS (SAKOTE & PELUNGU) IN THE NABDAN CONSTITUENCY		57,726.00	57,726.00	100.00%
MSDI GOG	CONSTRUCTION OF 1 NO. CLINICS WITH DOCTORS' RESIDENCE AND ANCILLARY FACILITIES IN THE BIMBILLA CONSTITUENCY		201,157.31	201,157.31	100.00%
MSDI GOG	CONSTRUCTION OF 2 NO. SMALL DAMS/DUGOUT AT ZAWSIS AND BANSI IN THE BINDURI CONSTITUENCY OF THE UPPER EAST REGION		216,208.71	216,208.71	100.00%
MSDI GOG	10NO. 4*4 DOUBLE CABIN PICK-UPS		2,199,999.50	2,199,999.50	100.00%
MSDI GOG	CONSTRUCTION OF 3-UNIT CLASSROOM BLK WITH ANCILLARY FACILITIES AT JIMPENSI IN THE DAFFIAMA BUSSIE CONSTITUENCY AS PER ATTACHED		94,330.78	94,330.78	90.00%
MSDI GOG	CONSTRUCTION OF CHPS COMPOUND WITH STAFF BUNGALOW AT CHIRIFOYILI IN THE TOLON CONSTITUENCY		79,059.18	79,059.18	80.00%
MSDI GOG	TH CONSTRUCTION OF 15NO. SOLAR-POWERED COMMUNITY WATER SYSTEM IN THE BIA EAST, JUABOSO, BODI, AKONTOMBRA& BIBIANI ANWIASO-BEKKWAI CONSTITUENCIES		545,254.87	545,254.87	91.00%
MSDI GOG	CONSTRUCTION OF 1 NO. CLINIC WITH DOCTORS' RESIDENCE AND ANCILLARY FACILITIES IN THE GARU TEMPANE CONSTITUENCY		219,881.45	219,881.45	90.00%
MSDI GOG	DRILLING AND CONSTRUCTION OF 3 NO. BOREHOLES FOR MECHANIZATION AT PRISONS, SHALOM AND DOBRO IN THE NSAWAM ADOAGYIRI CONSTITUENCY		75,357.00	75,357.00	100.00%
MSDI GOG	CONSTRUCTION OF 12 NO. COMMUNITY MECHANIZED SOLAR POWERED WATER SYSTEMS AT WA EAST AND WEST CONSTITUENCIES		335,939.94	335,939.94	90.00%



MDA	PRIORITY AREA/PROJECT DESCRIPTION	GOODS & SERVICES (in GH¢)	CAPEX (in GH¢)	TOTAL (in GH¢)	STATUS OF IMPLEMENTATION (%)
MSDI GOG	CONSTRUCTION OF 1 NO. RURAL MARKET WITH STORAGE AND MECHANISED BOREHOLES AT SOE IN THE BONGO CONSTITUENCY		418,443.95	418,443.95	100.00%
MSDI GOG	CONSTRUCTION OF 2 NO. SMALL DAMS/DUGOUT AT GBANI AND GOROGO IN THE TALENSI CONSTITUENCY OF THE UPPER EAST REGION		452,429.28	452,429.28	100.00%
MSDI GOG	CONSTRUCTION OF 12 NO. 10-SEATER WATER CLOSET TOILETS WITH MECHANIZED BOREHOLES AND SOLAR PANELS AT NABDAM AND TALENSI CONSTITUENCIES		404,598.75	404,598.75	100.00%
MSDI GOG	CONSTRUCTION OF SKIP PAD AT GBINTRI MARKET IN THE NALERIGU CONSTITUENCY		100,810.13	100,810.13	100.00%
MSDI GOG	CONSTRUCTION OF 4 NO. HAND-PUMP BOREHOLES AT KPASSA IN THE NKWANTA NORTH CONSTITUENCY		95,087.40	95,087.40	100.00%
MSDI GOG	CONSTRUCTION OF 9 NO. COMMUNITY MECHANIZED SOLAR POWERED WATER SYSTEMS AT AGOTIME ZIOPE, AKATSI NORTH AND SOUTH CONSTITUENCIES		257,504.28	257,504.28	79.00%
MSDI GOG	CONSTRUCTION, DEVELOPING AND INSTALLATION OF HAND PUMPS OF 11 NO. BOREHOLES IN THE SELECTED COMMUNITIES IN THE ZEBILLA CONSTITUENCY		83,662.00	83,662.00	50.00%
MSDI GOG	CONSTRUCTION OF 1NO 10-SEATER WC WITH MECHANISED BOREHOLE AT ST. MARY'S SHS IN THE HOHOE CONSTITUENCY		78,999.30	78,999.30	85.00%
MSDI GOG	EXTENSION OF ELECTRICITY FROM BOMMEDEN TO KPOLLO IN THE KRACHI WEST CONSTITUENCY		199,986.71	199,986.71	50.00%
MSDI GOG	ELECTRICAL EXTENSION AT KAKOSHI CHEKOSHI IN THE SALAGA SOUTH CONSTITUENCY		138,649.50	138,649.50	80.00%
MSDI GOG	CONSTRUCTION OD REINFORCED CONCRETE BRIDGE IN THE AWUTU SENYA EAST CONSTITUENCY		133,000.00	133,000.00	100.00%

MDA	PRIORITY AREA/PROJECT DESCRIPTION	GOODS & SERVICES (in GH¢)	CAPEX (in GH¢)	TOTAL (in GH¢)	STATUS OF IMPLEMENTATION (%)
MSDI GOG	CONSTRUCTION OF PIPE CULVERT AND BRIDGE, RESHAPING AND FILLING OF ROADS AT YEHOWA ADOM COMMUNITY IN THE AWUTU SENYA EAST CONSTITUENCY		123,500.00	123,500.00	100.00%
MSDI GOG	CONSTRUCTION OF 1.2M U-DRAIN AT NII BOI TOWN IN THE OKAIKWEI NORTH CONSTITUENCY		170,472.21	170,472.21	100.00%
MSDI GOG	CONSTRUCTION OF 2 NO. SMALL DAMS/DUGOUT AT BINDA AND AKPE IN THE WULENSI CONSTITUENCY OF THE NORTHERN REGION		174,841.83	174,841.83	100.00%
MSDI GOG	CONSTRUCTION OF MARKET COMPLEX AT MANKESSIM-PHASE 1		1,705,405.95	1,705,405.95	40.00%
MSDI GOG	CONSTRUCTION OF 1.2M X 1.2M STORM DRAIN AT LOMNAVA DOWN IN THE TROBU CONSTITUENCY		149,689.41	149,689.41	100.00%
MSDI GOG	CONSULTANCY SERVICE FEES FOR DEVELOPMENT OF LOCATION AND AMBULANCE TRACKING SYSTEM FOR NATIONAL AMBULANCE SERVICE		1,683,415.92	1,683,415.92	100.00%
MSDI GOG	DEVELOPMENT AND DEPLOYMENT OF MOBILE AND WEB APPLICATIONS, INFRASTRUCTURE AND TECHNICAL SUPPORT FOR THE IMPLEMENTATION OF THE DIGITAL ADDRESS SYSTEM		148,101.28	148,101.28	100.00%
MSDI GOG	DEVELOPMENT AND DEPLOYMENT OF MOBILE AND WEB APPLICATIONS, INFRASTRUCTURE AND TECHNICAL SUPPORT FOR THE IMPLEMENTATION OF THE DIGITAL ADDRESS SYSTEM		691,139.33	691,139.33	100.00%
MSDI GOG	CONSTRUCTION OF 1 NO. RURAL MARKET WITH STORAGE AND MECHANISED BOREHOLES IN THE BEREKUM EAST CONSTITUENCY		362,396.93	362,396.93	100.00%

MDA	PRIORITY AREA/PROJECT DESCRIPTION	GOODS & SERVICES (in GH¢)	CAPEX (in GH¢)	TOTAL (in GH¢)	STATUS OF IMPLEMENTATION (%)
MSDI GOG	CONSTRUCTION OF 15 NO. 10-SEATER WATER CLOSET TOILETS WITH MECHANIZED BOREHOLES AND SOLAR PANELS AT DORMAA EAST, WEST, CENTRAL, BEREKUM WEST AND ABUAKWA SOUTH CONSTITUENCIES		733,062.67	733,062.67	90.00%
MSDI GOG	CONSTRUCTION OF 2 NO. SMALL DAMS (LORINI & BOTOGLI) IN THE SAVELUGU CONSTITUENCY		239,555.34	239,555.34	10.00%
MSDI GOG	CONSTRUCTION OF 1 NO. RURAL MARKET WITH STORAGE AND MECHANISED BOREHOLES AT ESSUAHYIA IN THE MFANTSIMAN CONSTITUENCY		464,755.95	464,755.95	100.00%
MSDI GOG	SUPPLY OF MEDICAL EQUIPMENT FOR THE REFURBISHMENT OF PEDIATRIC WARD AT MANKRANSO GOV'T HOSPITAL IN THE AHAFO-ANO SOUTH-WEST CONSTITUENCY		150,394.50	150,394.50	100.00%
MSDI GOG	RESHAPING OF YIPALA-BONYASE AND YIPALA ZOAWU ROADS IN THE YAPEI-KUSAWGU CONSTITUENCY		186,205.50	186,205.50	100.00%
MSDI GOG	CONSTRUCTION OF 2 NO. 14-UNITS MARKET SHED AT GBEFI COMMUNITY IN THE KPANDO CONSTITUENCY		142,496.20	142,496.20	100.00%
MSDI GOG	CONSTRUCTION OF 2 NO. SMALL DAMS/DUGOUT AT TAMPAYA AND DANAYILI IN THE WULENSI CONSTITUENCY OF THE NORTHERN REGION		383,541.20	383,541.20	100.00%
MSDI GOG	CONSTRUCTION OF 9 NO. 10-SEATER WATER CLOSET TOILETS WITH MECHANIZED BOREHOLES AND SOLAR PANELS AT NORTH, CENTRAL AND SOUTH TONGU CONSTITUENCIES		248,995.22	248,995.22	75.00%
MSDI GOG	SUPPLY OF INAMBU MONITORING AND TRACKING EQUIPMENT FOR THE DEVELOPMENT OF LOCATION AND AMBULANCE FOR NATIONAL AMBULANCE SERVICE		3,713,150.00	3,713,150.00	100.00%

MDA	PRIORITY AREA/PROJECT DESCRIPTION	GOODS & SERVICES (in GH¢)	CAPEX (in GH¢)	TOTAL (in GH¢)	STATUS OF IMPLEMENTATION (%)
MSDI GOG	CONSTRUCTION OF 9 NO. 10-SEATER WATER CLOSET TOILETS WITH MECHANIZED BOREHOLES AND SOLAR PANELS AT PRESTEA-HUNI VALLEY, TARKWA NSUAEM, AND SEFWI WIASO CONSTITUENCIES.		400,726.26	400,726.26	65.00%
MSDI GOG	CONSTRUCTION OF 1 NO. RURAL MARKET WITH STORAGE AND MECHANISED BOREHOLES AT KPATINGA IN THE GUSHSEIGU CONSTITUENCY		211,234.73	211,234.73	100.00%
MSDI GOG	CONSTRUCTION OF 12 NO. 10-SEATER WATER CLOSET TOILETS WITH MECHANIZED BOREHOLES AND SOLAR PANELS AT SISSALA EAST AND WEST CONSTITUENCIES		407,504.53	407,504.53	91.00%
MSDI GOG	CONSTRUCTION OF DURBAR GROUNDS AT KWAMOSO IN THE AKROPONG CONSTITUENCY		43,406.06	43,406.06	40.00%
MSDI GOG	EXTENSION OF ELECTRICITY FROM BOMBMBEN TO KPOLLO IN THE KRACHI WEST CONSTITUENCY		143,199.87	143,199.87	50.00%
MSDI GOG	SUPPLY OF DUAL DESK AND KG ROUND TABLES AND CHAIRS AT KPASSA COMMUNITY IN THE NKWANTA NORTH CONSTITUENCY		190,000.01	190,000.01	100.00%
MSDI GOG	CONSTRUCTION OF 1 NO. RURAL MARKET WITH STORAGE AND MECHANISED BOREHOLES AT KUMDI IN THE KPANDAI CONSTITUENCY		356,174.02	356,174.02	100.00%
MSDI GOG	CONSTRUCTION OF SPORTS AND FITNESS CENTER AT NUNGUA IN THE KROWOR CONSTITUENCY		40,987.62	40,987.62	50.00%
MSDI GOG	CONSTRUCTION OF 1 NO. RURAL MARKET WITH STORAGE AND MECHANISED BOREHOLES AT MANKESSIM IN THE MFANTSIMAN CONSTITUENCY		517,505.85	517,505.85	100.00%
MSDI GOG	CONSTRUCTION OF 10NO 10-SEATER W/C TOILET WITH SOLAR MECHANISED BOREHOLES AT AGONA EAST & WEST CONSTITUENCIES		489,197.70	489,197.70	60.00%

MDA	PRIORITY AREA/PROJECT DESCRIPTION	GOODS & SERVICES (in GH¢)	CAPEX (in GH¢)	TOTAL (in GH¢)	STATUS OF IMPLEMENTATION (%)
MSDI GOG	CONSTRUCTION OF 10 NO. 1000 METRIC TONNES OF GRAIN WAREHOUSES IN THE COASTAL ZONE DISTRICTS UNDER IPEP.		6,460,356.66	6,460,356.66	98.00%
MSDI GOG	CONSTRUCTION OF 10 NO. 1000 METRIC TONNES OF GRAIN WAREHOUSES IN THE MIDDLE ZONE DISTRICTS UNDER IPEP		2,558,310.53	2,558,310.53	90.00%
MSDI GOG	CONSTRUCTION OF DRAINAGE SYSTEM AT JOEMENDS KPOMOTY IN THE AWUTU SENYA EAST CONSTITUENCY		123,500.00	123,500.00	100.00%
MSDI GOG	CONSTRUCTION OF 2 NO. SMALL DAMS/DUGOUT AT BIHINAYILI AND NAKPAYILI IN THE KUMBUGU CONSTITUENCY OF THE NORTHERN REGION		191,160.00	191,160.00	90.00%
MSDI GOG	20.5% CONSULTANCY SERVICE FEES FOR WORKS SUPERVISION OF CONSTITUENCY SPECIFIC PROJECTS AT THE COASTAL DEVELOPMENT ZONES		1,119,125.10	1,119,125.10	60.00%
MSDI GOG	SPOT IMPROVEMENT OF BANKU JN-BANKU FEEDER ROAD AT BANKU IN THE TWIFO ATIMORKWA CONSTITUENCY		158,928.73	158,928.73	70.00%
MSDI GOG	CONSTRUCTION OF SINGLE CULVERT DRAIN AT BUSUMDO/KROBO IN THE SHAMA CONSTITUENCY		131,151.81	131,151.81	50.00%
MSDI GOG	CONSTRUCTION OF NURSES QUARTERS AT KOLOGA-AFLAO IN THE KETU SOUTH CONSTITUENCY		138,018.85	138,018.85	89.00%
MSDI GOG	CONSTRUCTION OF 3NO. 990MM CULVERT AT KENYASI IN THE ASUTIFI NORTH CONSTITUENCY		189,999.34	189,999.34	100.00%
MSDI GOG	CONSTRUCTION OF 1 NO. RURAL MARKET WITH STORAGE AND MECHANISED BOREHOLES AT JUABOSO IN THE JUABOSO CONSTITUENCY		168,019.06	168,019.06	95.00%
MSDI GOG	UPGRADING OF SECTIONS OF GAMNZE-PAANSIYA LINK ROAD FROM EARTH SURFACE TO GRAVEL SURFACE IN THE YENDI CONSTITUENCY		102,454.95	102,454.95	100.00%

MDA	PRIORITY AREA/PROJECT DESCRIPTION	GOODS & SERVICES (in GH¢)	CAPEX (in GH¢)	TOTAL (in GH¢)	STATUS OF IMPLEMENTATION (%)
MSDI GOG	CONSTRUCTION OF 1 NO. RURAL MARKET WITH STORAGE AND MECHANISED BOREHOLES AT AKROFUOM IN THE ASANTE AKIM NORTH CONSTITUENCY		265,845.31	265,845.31	100.00%
MSDI GOG	CONSTRUCTION OF 1NO 10-UNIT MARKET STORES AT ZOGGU IN THE NANTON CONSTITUENCY		126,595.95	126,595.95	100.00%
MSDI GOG	CONSTRUCTION OF 12 NO. 10-SEATER WATER CLOSET TOILETS WITH MECHANIZED BOREHOLES AND SOLAR PANELS AT KPANDAI, BIMBILA AND WULENSI CONSTITUENCIES		125,661.36	125,661.36	99.00%
MSDI GOG	CONSTRUCTION OF 16 NO. 10-SEATER WATER CLOSET TOILETS WITH MECHANIZED BOREHOLES AND SOLAR PANELS AT BUNKPURUGU, YUNYOO AND SABOBA CONSTITUENCIES		285,065.93	285,065.93	100.00%
MSDI GOG	CONSTRUCTION OF FENCE WALL AROUND CHANGLI OLD CEMETERY TOILET FOR TAMALE METROPOLITAN ASSEMBLY		77,684.84	77,684.84	100.00%
MSDI GOG	CONSTRUCTION OF 10 NO. 1000 METRIC TONNES OF GRAIN WAREHOUSES IN THE NORTHERN ZONE DISTRICTS		882,841.50	882,841.50	95.00%
MSDI GOG	CONSTRUCTION OF 10 NO. 1000 METRIC TONNES OF GRAIN WAREHOUSES IN THE COASTAL ZONE DISTRICTS UNDER IPEP		3,208,853.60	3,208,853.60	90.00%
MSDI GOG	CONSTRUCTION OF OPEN MARKET SHED AT GBINTRI MARKET IN THE NALERIGU CONSTITUENCY		190,907.93	190,907.93	100.00%
MSDI GOG	CONSTRUCTION OF OPEN MARKET SHED (B) AT GBINTRI MARKET IN THE NALERIGU CONSTITUENCY		190,907.93	190,907.93	100.00%
MSDI GOG	CONSTRUCTION OF 12 NO. 10-SEATER WATER CLOSET TOILETS WITH MECHANIZED BOREHOLES AND SOLAR PANELS AT SAGNARIGU, NALERIGU, GAMBAGA AND WALEWALE CONSTITUENCIES		338,790.18	338,790.18	50.00%

MDA	PRIORITY AREA/PROJECT DESCRIPTION	GOODS & SERVICES (in GH¢)	CAPEX (in GH¢)	TOTAL (in GH¢)	STATUS OF IMPLEMENTATION (%)
MSDI GOG	CONSULTANCY SERVICE FEE FOR CONSTRUCTION SUPERVISION OF CONSTITUENCY SPECIFIC PROJECTS IN THE NORTHERN DEVELOPMENT ZONES		756,665.88	756,665.88	70.00%
MSDI GOG	CONSTRUCTION OF 1 NO. RURAL MARKET WITH STORAGE AND MECHANISED BOREHOLES AT ANHWIASO IN THE BIBIANI-ANHWIASO- BEKWAI CONSTITUENCY		307,024.90	307,024.90	100.00%
MSDI GOG	CONSTRUCTION OF 1 NO. RURAL MARKET WITH STORAGE AND MECHANISED BOREHOLES AT ANHWIASO IN THE BIBIANI-ANHWIASO- BEKWAI CONSTITUENCY.		144,457.21	144,457.21	100.00%
MSDI GOG	CONSTRUCTION OF TOILET WITH SOLAR MECHANISED BOREHOLES AT ASIKUMA-ODOBEN-BRAKWA, TWIFO-ATI MORKWAA AND ABURA ASEIBU KWAMANKESE CONSTITUENCIES		209,028.14	209,028.14	50.00%
MSDI GOG	CONSTRUCTION OF 12NO. 10-SEATER W/C AT FANTEAKWA NORTH/SOUTH, NEW JUABEN NORTH/SOUTH CONSTITUENCIES		599,272.82	599,272.82	100.00%
MSDI GOG	CONSTRUCTION OF 15NO. 10-SEATER W/C AT UPPER DENKYIRA EAST/WEST,HEMAN LOWER DENKYIRA CONSTITUENCIES		286,433.82	286,433.82	50.00%
MSDI GOG	EXTENSION OF ELECTRICITY FROM BOMMEDEN TO KPOLLO IN THE KRACHI WEST CONSTITUENCY		156,799.99	156,799.99	50.00%
MSDI GOG	CONSTRUCTION OF 12NO 10-SEATER W/C WITH SOLAR MECHANISED BOREHOLES AT HO CENTRAL/WEST; HOHOE AND KPANDO CONSTITUENCIES		246,095.28	246,095.28	67.00%
MSDI GOG	CONSTRUCTION OF 12 NO. 10-SEATER WATER CLOSET TOILETS WITH MECHANIZED BOREHOLES AND SOLAR PANELS AT TECHIMAN NORTH, SOUTH, WENCHI, TAIN AND ABUAKWA SOUTH CONSTITUENCIES		269,035.27	269,035.27	100.00%

MDA	PRIORITY AREA/PROJECT DESCRIPTION	GOODS & SERVICES (in GH¢)	CAPEX (in GH¢)	TOTAL (in GH¢)	STATUS OF IMPLEMENTATION (%)
MSDI GOG	CONSTRUCTION OF 2 NO. SMALL DAMS/DUGOUT AT TUNAYILI AND KPAWUMO IN THE TAMALE NORTH CONSTITUENCY OF THE NORTHERN REGION		350,985.60	350,985.60	90.00%
MSDI GOG	CONSTRUCTION OF 1 NO. RURAL MARKET WITH STORAGE AND MECHANISED BOREHOLES AT OFFICIAL TOWN IN THE AKYIM SWEDRU CONSTITUENCY		411,725.09	411,725.09	100.00%
MSDI GOG	CONSTRUCTION OF 15 NO. 10-SEATER WATER CLOSET TOILETS WITH MECHANIZED BOREHOLES AND SOLAR PANELS AT AKROFOUM, BOSOMTWI, ODOTOBRI, OBUASI EAST AND WEST CONSTITUENCIES		237,856.94	237,856.94	80.00%
MSDI GOG	CONSTRUCTION OF 15NO. 10-SEATER W/C TOILETS AT EFUTU, EKUMFI AND AJUMAKO-ENYAN-ESIAM CONSTITUENCIES		311,405.40	311,405.40	80.00%
MSDI GOG	CONSTRUCTION OF 15 NO. 10-SEATER WATER CLOSET TOILETS WITH MECHANIZED BOREHOLES AND SOLAR PANELS AT GOMOA EAST, WEST AND CENTRAL CONSTITUENCIES.		706,737.78	706,737.78	83.00%
MSDI GOG	CONSTRUCTION OF 2 NO. SMALL DAMS/DUGOUT AT SABORO AND GEA IN THE NAVRONGO CONSTITUENCY OF THE UPPER EAST REGION		372,161.16	372,161.16	10.00%
MSDI GOG	CONSTRUCTION OF 2 NO. SMALL DAMS/DUGOUT AT NAAGAI AND PIDAA IN THE NAVRONGO CONSTITUENCY OF THE UPPER EAST REGION		382,675.95	382,675.95	90.00%
MSDI GOG	CONSTRUCTION OF 12 NO. 10-SEATER WATER CLOSET TOILETS WITH MECHANIZED BOREHOLES AND SOLAR PANELS AT ABLEKUMA NORTH, SOUTH, WEST AND CENTRAL CONSTITUENCIES.		241,284.96	241,284.96	50.00%
MSDI GOG	CONSTRUCTION OF 1 NO. RURAL MARKET WITH STORAGE AND MECHANISED BOREHOLES IN THE DOME-KWABENYA CONSTITUENCY		457,323.20	457,323.20	100.00%



MDA	PRIORITY AREA/PROJECT DESCRIPTION	GOODS & SERVICES (in GH¢)	CAPEX (in GH¢)	TOTAL (in GH¢)	STATUS OF IMPLEMENTATION (%)
MSDI GOG	CONSTRUCTION OF 1 NO. RURAL MARKET WITH STORAGE AND MECHANISED BOREHOLES IN THE JAMAN SOUTH CONSTITUENCY		257,582.30	257,582.30	100.00%
MSDI GOG	CONSTRUCTION OF 10-SEATER WATER CLOSET AT AKWAMUMAN SHS IN THE ASUOGYAMAN CONSTITUENCY		60,633.90	60,633.90	40.00%
MSDI GOG	CLEARING OF ROADS AT BALE-DOLI COMMUNITIES IN THE BOLE CONSTITUENCY		143,150.95	143,150.95	100.00%
MSDI GOG	RESHAPING OF BALE-HORIYIRI COMMUNITIES IN THE BOLE BAMBOI CONSTITUENCY		135,186.87	135,186.87	100.00%
MSDI GOG	CONSTRUCTION OF 1 NO. 2-BEDROOM SELF CONTAIN AS HEADTEACHER BUNGALOW AT DENKYIRA BROFOYEDRU IN THE UPPER DENKYIRA WEST CONSTITUENCY		190,000.00	190,000.00	100.00%
MSDI GOG	CONSTRUCTION OF 3-UNIT CLASSROOM BLOCK AT YAALO NO. 2 IN THE WA WEST CONSTITUENCY		189,537.01	189,537.01	50.00%
MSDI GOG	CONSTRUCTION OF 1 NO. 3-UNIT CLASSROOM BLOCK AT NEW PRANYINASE IN THE BOSOMTWE CONSTITUENCY		95,364.00	95,364.00	100.00%
MSDI GOG	CONSTRUCTION OF 1 NO. CLINIC WITH DOCTORS' RESIDENCE AND ANCILLARY FACILITIES IN THE BOLGA EAST CONSTITUENCY		207,571.80	207,571.80	100.00%
MSDI GOG	CONSTRUCTION OF 4 NO. PIPE CULVERT ON KYEREWERE-DAMOAHKROM GYABAAKROM ROADS IN THE DORMAA WEST CONSTITUENCY		149,205.10	149,205.10	100.00%
MSDI GOG	CONSTRUCTION OF YOUTH CENTRE AT AMANOKROM IN THE AKROPONG CONSTITUENCY		72,383.85	72,383.85	40.00%
MSDI GOG	CONSTRUCTION OF 3-UNIT CLASSROOM BLOCK AT KANGA PRIMARY SCHOOL IN THE BONGO CONSTITUENCY		92,135.88	92,135.88	45.00%
MSDI GOG	CONSTRUCTION OF 15NO. 10-SEATER WC TOILET WITH SOLAR MECHANISED BOREHOLES AT KRACHI EAST/WEST, KRACHI NCHUMRU, AKAN AND BIAKOYE CONSTITUENCIES		578,786.72	578,786.72	83.00%

MDA	PRIORITY AREA/PROJECT DESCRIPTION	GOODS & SERVICES (in GH¢)	CAPEX (in GH¢)	TOTAL (in GH¢)	STATUS OF IMPLEMENTATION (%)
MSDI GOG	CONSTRUCTION OF 2-STORY HOSTEL BLOCK FORAVATIME SHS IN THE HO WEST CONSTITUENCY		440,246.37	440,246.37	95.00%
MSDI GOG	CONSTRUCTION OF 1 NO. RURAL MARKET WITH STORAGE AND MECHANISED BOREHOLES AT SHAMA IN THE SHAMA CONSTITUENCY		260,456.92	260,456.92	100.00%
MSDI GOG	CONSTRUCTION OF 6 NO. BOREHOLES AT ZANWENGO, BEO, ASEBRE, ASAKULSI, KULOUN, ATANPIISI IN THE BONGO CONSTITUENCY		117,000.00	117,000.00	98.00%
MSDI GOG	CONSTRUCTION OF 0.45M U-DRAIN AT ABIB IN THE ABLEKUMA CENTRAL CONSTITUENCY		173,336.38	173,336.38	100.00%
MSDI GOG	CONSTRUCTION OF 0.45M U-DRAIN AT E. P. CHURCH LANE IN THE ABLEKUMA CENTRAL CONSTITUENCY		133,955.24	133,955.24	100.00%
MSDI GOG	CONSTRUCTION AND DRILLING OF BOREHOLES FOR MECHANIZATION AT EKYE AMANFROM IN THE AFRAM PLAINS SOUTH CONSTITUENCY		94,230.00	94,230.00	90.00%
MSDI GOG	CONSTRUCTION OF 1 NO. 3-UNIT CLASSROOM BLOCK WITH ANCILLARY FACILITIES AT WIAMOASE SEVENTH DAY ADVENTIST IN THE AFIGYA SEKYERE EAST CONSTITUENCY		153,446.40	153,446.40	50.00%
MSDI GOG	CONSTRUCTION OF COMMUNITY CENTER, OFFICE AND STORE AT AWHETIESO IN THE TARKWA NSUAEM CONSTITUENCY		87,308.10	87,308.10	75.00%
MSDI GOG	CONSTRUCTION OF 1 NO. RURAL MARKET WITH STORAGE AND MECHANISED BOREHOLES AT NSAWAM PWD/OTUKWADJO IN THE NSAWAM ADOAGYIRI CONSTITUENCY		190,707.57	190,707.57	100.00%
MSDI GOG	CONSTRUCTION OF 1 NO. RURAL MARKET WITH STORAGE AND MECHANISED BOREHOLES AT ASUMURA IN THE ASUNAFO NORTH CONSTITUENCY		267,022.51	267,022.51	100.00%

MDA	PRIORITY AREA/PROJECT DESCRIPTION	GOODS & SERVICES (in GH¢)	CAPEX (in GH¢)	TOTAL (in GH¢)	STATUS OF IMPLEMENTATION (%)
MSDI GOG	CONSTRUCTION OF 1 NO. STORY FOR FIRE SERVICE POST AT BANDA DISTRICT IN THE BANDA CONSTITUENCY		189,798.13	189,798.13	95.00%
MSDI GOG	CONSTRUCTION OF 1 NO. MATERNITY BLOCK AT DANSOMAN TUNGA IN THE ABLEKUMA WEST CONSTITUENCY		81,009.00	81,009.00	20.00%
MSDI GOG	CONSULTANCY SERVICE FEE FOR DESIGN AND SUPERVISION FOR 50 NO. 1000 METRIC TONNES OF PREFABRICATED GRAINS WAREHOUSES UNDER IPEP ACROSS THE COUNTRY		1,182,268.48	1,182,268.48	69.00%
MSDI GOG	CONSTRUCTION OF 15 NO. 10-SEATER WATER CLOSET TOILETS WITH MECHANIZED BOREHOLES AND SOLAR PANELS AT NKWANTA NORTH AND SOUTH, NORTH AND SOUTH DAYI AND BUEM CONSTITUENCIES		529,724.12	529,724.12	90.00%
MSDI GOG	SUPPLY AND DELIVERING OF 667NO. HARDWOOD MONO DUAL DESKS TO PUBLIC SCHOOLS IN THE OLD TAFO CONSTITUENCY		189,844.97	189,844.97	100.00%
MSDI GOG	SUPPLY OF FURNITURE TO GUNO PRIMARY SCHOOL IN THE NANTON CONSTITUENCY		38,656.80	38,656.80	100.00%
MSDI GOG	CONSTRUCTION OF 2 NO. SMALL DAMS/DUGOUT AT NARIGU AND BOYA IN THE ZEBILLA CONSTITUENCY OF THE NORTHERN REGION		212,770.04	212,770.04	60.00%
MSDI GOG	GRADING WORKS ON ADIENKYE ROAD, OWONTA ROAD, SEBEBIA ROAD, CAMP 15 JUNCTION AND ATUAKROM IN THE BIA EAST CONSTITUENCY		189,240.00	189,240.00	100.00%
MSDI GOG	CONSTRUCTION OF 12 NO. 10-SEATER WATER CLOSET TOILETS WITH MECHANIZED BOREHOLES AND SOLAR PANELS AT ATWIMA KWANWOMA, MPONUA AND NWABIAGYA NORTH AND SOUTH CONSTITUENCIES		424,843.36	424,843.36	65.00%
MSDI GOG	SUPPLY OF NO.1300 OUTBOARD MOTORS		19,842,141.00	19,842,141.00	100.00%

MDA	PRIORITY AREA/PROJECT DESCRIPTION	GOODS & SERVICES (in GH¢)	CAPEX (in GH¢)	TOTAL (in GH¢)	STATUS OF IMPLEMENTATION (%)
MSDI GOG	CONSTRUCTION OF NATIONAL FIRE SERVICE ACCOMMODATION AT BANDA AHENKRO IN THE BANDA CONSTITUENCY		142,469.55	142,469.55	100.00%
MSDI GOG	SUPPLY OF MONO DESKS		163,333.80	163,333.80	100.00%
MSDI GOG	SUPPLY OF MONO DESKS		172,339.60	172,339.60	100.00%
MSDI GOG	RENOVATION OF MARKET STORES AT PUSIGA IN THE PUSIGA CONSTITUENCY		82,711.10	82,711.10	45.00%
MSDI GOG	CONSTRUCTION AND DRILLING OF 9 NO. BOREHOLES AT KULUGUNU, NAKOM/ZUABULIGA AND PUSIGA AREA COUNCIL IN THE PUSIGA CONSTITUENCY		99,414.45	99,414.45	50.00%
MSDI GOG	CONSTRUCTION OF NATIONAL FIRE SERVICE ACCOMMODATION AT BANDA AHENKRO IN THE BANDA CONSTITUENCY		142,469.55	142,469.55	100.00%
MSDI GOG	SUPPLY OF FURNITURE AND LOGISTICS TO MANKRANSO GOV'T HOSPITAL IN THE AHAFO ANO SOUTH-WEST CONSTITUENCY		129,247.49	129,247.49	100.00%
MSDI GOG	CONSTRUCTION, DEVELOPING AND INSTALLATION OF HAND PUMPS ON 15 NO. BOREHOLES IN SELECTED COMMUNITIES IN THE ZEBILLA CONSTITUENCY		114,030.00	114,030.00	50.00%
MSDI GOG	CONSTRUCTION, DEVELOPING AND INSTALLATION OF HANDS PUMPS ON 15 NO. BOREHOLES IN SELECTED COMMUNITIES IN THE ZEBILLA CONSTITUENCY		114,030.00	114,030.00	50.00%
MSDI GOG	CONSTRUCTION OF 2 NO. SMALL DAMS/DUGOUT AT SAKPA AND KPENAYIRI IN THE BOLE BAMBOI CONSTITUENCY OF THE NORTHERN REGION		451,020.96	451,020.96	100.00%
MSDI GOG	CONSTRUCTION OF POLICE STATION AT SABRONUM IN THE AHAFO ANO SOUTH EAST CONSTITUENCY		103,779.98	103,779.98	80.00%
MSDI GOG	CONSTRUCTION OF 12 NO. 10-SEATER WATER CLOSET TOILETS WITH MECHANIZED BOREHOLES AND SOLAR PANELS AT LAMBUSSIE AND JIRAPA CONSTITUENCIES		302,213.93	302,213.93	79.00%

MDA	PRIORITY AREA/PROJECT DESCRIPTION	GOODS & SERVICES (in GH¢)	CAPEX (in GH¢)	TOTAL (in GH¢)	STATUS OF IMPLEMENTATION (%)
MSDI GOG	CONSTRUCTION AND DRILLING OF BOREHOLE FOR MECHANISATION AT AGYATA IN THE AFFRAM PLAIN SOUTH CONSTITUENCY		80,847.00	80,847.00	93.00%
MSDI GOG	CONSTRUCTION OF 2 NO. 91/1200M PIPE CULVERT AT KUKURANTUMI IN THE ABUAKWA NORTH CONSTITUENCY		138,292.93	138,292.93	100.00%
MSDI GOG	CONSTRUCTION OF 1 NO. 10-SEATER WATER CLOSET AT BOSODUMASE IN THE ABUAKWA NORTH CONSTITUENCY		51,372.77	51,372.77	100.00%
MSDI GOG	CONSTRUCTION OF 2 NO. BOREHOLES WITH OVERHEAD TANK AT AKWASISO AND DAWASISO IN THE MANSO EDUBIA CONSTITUENCY		29,982.60	29,982.60	25.00%
MSDI GOG	CONSTRUCTION OF 12 NO. 10-SEATER WATER CLOSET TOILETS WITH MECHANIZED BOREHOLES AND SOLAR PANELS AT NAVRONGO CENTRAL AND CHIANA-PAGA CONSTITUENCIES		305,362.03	305,362.03	91.00%
MSDI GOG	CONSTRUCTION OF 1 NO. RURAL MARKET WITH STORAGE AND MECHANISED BOREHOLES IN THE ATWIMA KWANWOMA CONSTITUENCY		479,076.75	479,076.75	100.00%
MSDI GOG	DRILLING AND MECHANISATION OF 2 NO. BOREHOLES AND 1 NO. HAND PUMP BOREHOLE AT DERMA KOFIKROM, TECHIMANTIA AND DERMA AGYEIKROM IN THE TANO SOUTH CONSTITUENCY		159,743.70	159,743.70	100.00%
MSDI GOG	100MM DIAMETER MAIN EXTENSION OF WATER AT NYANYANO KAKRABA TO MILLENNIUM JUNCTION IN THE GOMOA EAST CONSTITUENCY		75,722.34	75,722.34	80.00%
MSDI GOG	CONSTRUCTION OF COMMUNITY-BASED MECHANISED SOLAR POWERED WATER SYSTEM AT MAAME KROBO IN THE AFRAM PLAINS CONSTITUENCY		81,126.00	81,126.00	93.00%

MDA	PRIORITY AREA/PROJECT DESCRIPTION	GOODS & SERVICES (in GH¢)	CAPEX (in GH¢)	TOTAL (in GH¢)	STATUS OF IMPLEMENTATION (%)
MSDI GOG	SITING, DRILLING, INSTALLATION AND CONSTRUCTION OF 7 NO. BOREHOLES AT EACH ELECTORAL AREA IN THE BOLGA EAST CONSTITUENCY		114,000.02	114,000.02	100.00%
MSDI GOG	RESHAPE OF FEEDER ROAD AT NAWUGU-NAACHAM IN THE GUSHEIGU CONSTITUENCY		171,889.20	171,889.20	100.00%
MSDI GOG	CONSTRUCTION OF U-CULVERT ON WUNGU-LOAGRI FEEDER ROAD IN WALEWALE CONSTITUENCY		194,384.79	194,384.79	100.00%
MSDI GOG	CONSTRUCTION OF U-CULVERT ON WUNGU-ZANGU FEEDER ROAD IN THE WALAWALE CONSTITUENCY		96,840.43	96,840.43	100.00%
MSDI GOG	CONSTRUCTION OF 2 NO. BOREHOLES WITH ANCILLARIES AT AKWAMU AND ASIKAFO AMANTEM IN THE NSAWAM ADOAGYIRI CONSTITUENCY		89,478.00	89,478.00	100.00%
MSDI GOG	CONSTRUCTION OF AKOSONU COMMUNITY SHED IN THE EVALUE GWIRA AJOMORO CONSTITUENCY		51,143.42	51,143.42	100.00%
MSDI GOG	CONSTRUCTION OF COMMUNITY SHED AT AKONU IN THE EVALUE GWIRA AJOMORO CONSTITUENCY		86,772.88	86,772.88	100.00%
MSDI GOG	CONSTRUCTION OF 1 NO. RURAL MARKET WITH STORAGE AND MECHANISED BOREHOLES AT SUBIN AND AGONA PORT IN THE UPPER DENKYIRA WEST CONSTITUENCY.		295,943.87	295,943.87	100.00%
MSDI GOG	CONSTRUCTION OF 1 NO. 3-UNIT CLASSROOM BLOCK WITH OFFICE SPACE AT DEDUAKO IN THE OFORIKROM CONSTITUENCY		43,123.06	43,123.06	100.00%
MSDI GOG	CONSTRUCTION OF PLAYING FIELD AT HALF ASSINI IN THE JOMORO CONSTITUENCY		190,000.00	190,000.00	100.00%
MSDI GOG	CONSTRUCTION OF POLICE STATION AT BANU IN THE SISSALA EAST CONSTITUENCY		34,843.65	34,843.65	51.00%
MSDI GOG	SUPPLY OF 300 PIECES OF GALVANIZED STEEL DUAL DESK, AT WASSA-AKROPONG IN THE AMENFI-EAST CONSTITUENCY		195,900.00	195,900.00	100.00%

MDA	PRIORITY AREA/PROJECT DESCRIPTION	GOODS & SERVICES (in GH¢)	CAPEX (in GH¢)	TOTAL (in GH¢)	STATUS OF IMPLEMENTATION (%)
MSDI GOG	SUPPLY AND INSTALLATION OF STREETLIGHTS AT OKAIKWEI SOUTH IN THE OKAIKWEI SOUTH CONSTITUENCY		118,750.00	118,750.00	30.00%
MSDI GOG	CONSTRUCTION OF 2NO. PIPING AND BOREHOLES AT JAWAY WHARF IN THE JOMORO CONSTITUENCY		129,515.40	129,515.40	100.00%
MSDI GOG	CONSTRUCTION OF POLICE POST AT AFLAO BORDER IN THE KETU SOUTH CONSTITUENCY		93,911.30	93,911.30	100.00%
MSDI GOG	CONSTRUCTION OF 8 NO. MARKET STALLS AT PWALUGU MARKET IN THE TALENSI CONSTITUENCY		67,434.08	67,434.08	30.00%
MSDI GOG	CONSTRUCTION OF 12NO. 10-SEATER W/C TOILETS		365,789.64	365,789.64	80.00%
MSDI GOG	CONSTRUCTION OF 3-UNIT CLASSROOM BLOCK WITH OFFICE, STORE WITH BOOK SHELVES, 4-SEATER KVIP AND 2-UNIT URINAL AT TUYA IN THE MION CONSTITUENCY		165,165.00	165,165.00	100.00%
MSDI GOG	CONSTRUCTION OF 12 NO. COMMUNITY MECHANIZED SOLAR POWERED WATER SYSTEMS AT SISSALA EAST AND WEST CONSTITUENCIES		325,276.94	325,276.94	35.00%
MSDI GOG	COMPLETION OF 1 NO. DISTRICT MAGISTRATE COURT AT DADIESO IN THE SUAMAN CONSTITUENCY		189,173.50	189,173.50	100.00%
MSDI GOG	CONST. OF 3NO. PIPE CULVERT AT AKRODIE NO.1, AKUTEASE & KWAKUKRA IN THE ASUNAFO NORTH CONSTITUENCY		78,120.00	78,120.00	50.00%
MSDI GOG	CONSTRUCTION OF 1NO. 3-UNIT CLASSROOM BLOCK WITH ANCILLARY FACILITIES AT KANGOUL IN THE LAMBUSSIE CONSTITUENCY		90,022.96	90,022.96	40.00%
MSDI GOG	CONSTRUCTION OF A FENCE WALL PHASE 1 AT LAWRA GOVERNMENT HOSPITAL		134,180.73	134,180.73	72.00%
MSDI GOG	CONSTRUCTION OF 1 NO. 2-BEDROOM SEMI-DETACHED DISTRICT TEACHERS QUARTERS AT TIMIABU IN THE NKORANZAH NORTH CONSTITUENCY		41,806.35	41,806.35	30.00%



MDA	PRIORITY AREA/PROJECT DESCRIPTION	GOODS & SERVICES (in GH¢)	CAPEX (in GH¢)	TOTAL (in GH¢)	STATUS OF IMPLEMENTATION (%)
MSDI GOG	CONSTRUCTION OF 2 NO. SMALL DAMS/DUGOUT AT KUHWO AND TABIERE IN THE LAMBUSSIE CONSTITUENCY OF THE UPPER WEST REGION		450,274.50	450,274.50	90.00%
MSDI GOG	CONSTRUCTION OF 2-UNIT KINDERGARTEN BLOCK WITH KITCHEN, TOILET AND URINAL AT DUOR IN THE JIRAPA CONSTITUENCY		84,207.47	84,207.47	50.00%
MSDI GOG	100MM DIAMETER MAIN EXTENSION OF WATER AT NYANYANO KAKRABA AT ADADE LAST STOP IN THE GOMOA EAST CONSTITUENCY		71,996.72	71,996.72	80.00%
MSDI GOG	CONSTRUCTION OF 1 NO. RURAL MARKET WITH STORAGE AND MECHANISED BOREHOLES AT ELUBO IN THE JOMORO CONSTITUENCY		269,120.68	269,120.68	100.00%
MSDI GOG	CONSTRUCTION OF 1 NO. RURAL MARKET WITH STORAGE AND MECHANISED BOREHOLES IN THE ADANSI ASOKWA CONSTITUENCY		237,864.76	237,864.76	100.00%
MSDI GOG	CONSTRUCTION OF 1 NO. RURAL MARKET WITH STORAGE AND MECHANISED BOREHOLES AT DADIESO IN THE SUAMAN CONSTITUENCY		316,346.17	316,346.17	100.00%
MSDI GOG	CONSTRUCTION OF 1 NO. RURAL MARKET WITH STORAGE AND MECHANISED BOREHOLES AT ESSAM DABISO IN THE BIA WEST CONSTITUENCY		349,748.57	349,748.57	100.00%
MSDI GOG	100MM DIAMETER MAIN EXTENSIONS OF WATER AT MILLENNIUM JUNCTION TO KOJO-OKU JUNCTION IN THE GOMOA EAST CONSTITUENCY		71,996.72	71,996.72	80.00%
MSDI GOG	CONSTRUCTION OF POLICE STATION AT AKROKERI IN THE FOMENA CONSTITUENCY		106,204.50	106,204.50	100.00%
MSDI GOG	RENOVATION OF FORMER EDUCATION BUILDING FOR DVLA OFFICE IN THE KUMAWU CONSTITUENCY		170,154.50	170,154.50	100.00%



MDA	PRIORITY AREA/PROJECT DESCRIPTION	GOODS & SERVICES (in GH¢)	CAPEX (in GH¢)	TOTAL (in GH¢)	STATUS OF IMPLEMENTATION (%)
MSDI GOG	CONSTRUCTION OF 3-UNIT SEMI-DETACHED TEACHERS QUARTERS AT AMAHI IN THE OKERE CONSTITUENCY		91,575.62	91,575.62	96.00%
MSDI GOG	CONSTRUCTION OF KITCHEN FACILITY AT VAKPO SHTS IN THE NORTH DAYI CONSTITUENCY.		98,756.93	98,756.93	100.00%
MSDI GOG	CONSTRUCTION OF 3-UNIT CLASSROOM BLOCK WITH ANCILLARY FACILITIES AT NGARUN IN THE SAGNARIGU CONSTITUENCY		87,845.75	87,845.75	90.00%
MSDI GOG	CONSTRUCTION OF I.C.T CENTER AT APERADE SHS IN THE ACHIASIE CONSTITUENCY		31,109.94	31,109.94	40.00%
MSDI GOG	CONSTRUCTION OF 1 NO. 3-UNIT CLASSROOM BLOCK WITH OFFICE, STORE AND STAFF COMMON ROOM AT APIATU JHS AT AMANASE IN THE AYENSUANO CONSTITUENCY		105,521.85	105,521.85	100.00%
MSDI GOG	CONSTRUCTION OF 12-UNIT MARKET STALLS AT OSORABE IN THE ACHIASIE CONSTITUENCY		37,970.64	37,970.64	38.00%
MSDI GOG	CONSTRUCTION OF 1 NO. 2-BEDROOM TEACHERS QUARTERS AT TANOSO KWARTENG ANKOMA HIGH SCHOOL IN THE TECHIMAN SOUTH CONSTITUENCY		156,519.90	156,519.90	100.00%
MSDI GOG	CONSTRUCTION OF 10-SEATER WATER CLOSETS TOILETS WITH MECHANISED BOREHOLES AT AHENKRO ABB IN THE DORMAA CENTRAL CONSTITUENCY		81,755.75	81,755.75	50.00%
MSDI GOG	CONSTRUCTION OF 10-SEATER WATER CLOSETS TOILETS WITH MECHANISED BOREHOLES AT MAASU IN THE DORMAA CENTRAL CONSTITUENCY		98,267.87	98,267.87	50.00%
MSDI GOG	CONSTRUCTION OF DRAINAGE SYSTEM (PHASE II) AT JOE MENDS KPOMOTEY IN THE AWUTU SENYA EAST CONSTITUENCY		161,500.00	161,500.00	100.00%
MSDI GOG	CONSULTANCY FEES FOR THE CONSTRUCTION AND DRILLING SUPERVISION OF 330 NO. COMMUNITY WATER SYSTEM IN THE MIDDLE BELT DEVELOPMENT AUTHORITY		374,220.00	374,220.00	95.00%

MDA	PRIORITY AREA/PROJECT DESCRIPTION	GOODS & SERVICES (in GH¢)	CAPEX (in GH¢)	TOTAL (in GH¢)	STATUS OF IMPLEMENTATION (%)
MSDI GOG	SPOT IMPROVEMENT OF ANWIASU JN.-AHWIASU FEEDER ROAD AT ANWIASU IN THE TWIFO ATTI MORKWA CONSTITUENCY		144,688.42	144,688.42	70.00%
MSDI GOG	CONSTRUCTION OF 1 NO. MARKET AT ASSIN ASEMpanaye IN THE ASSIN NORTH CONSTITUENCY		70,782.12	70,782.12	70.00%
MSDI GOG	DRILLING AND CONSTRUCTION OF 5 NO. BOREHOLES IN SELECTED COMMUNITIES IN THE GARU CONSTITUENCY		58,421.50	58,421.50	60.00%
MSDI GOG	CONSTRUCTION OF 4 NO. BOREHOLES WITH HAND PUMPS AT ATTAKORA, ANIDZI, KUBEASE AND BODUA IN THE AFRAM PLAINS NORTH CONSTITUENCY		94,658.00	94,658.00	100.00%
MSDI GOG	CONSTRUCTION OF 16-UNIT MARKETS STALLS AT ANYINAM IN THE ACHIASE CONSTITUENCY		28,245.90	28,245.90	77.00%
MSDI GOG	CONSTRUCTION OF 3-UNIT CLASSROOM BLOCK WITH ANCILLARY FACILITIES AT JIMPENSI IN THE DAFFIAMA BUSSIE CONSTITUENCY		77,344.38	77,344.38	10.00%
MSDI GOG	CONSTRUCTION OF 1NO. 3-UNIT CLASSROOM BLK AT SONKOYIWA IN THE NEW EDUBIASE CONSTITUENCY		129,569.94	129,569.94	10.00%
MSDI GOG	CONSTRUCTION OF 8NO. BOREHOLES AT WIDINA AND SUGUDI/ZONG IN THE PUSIGA CONSTITUENCY		93,010.80	93,010.80	45.00%
MSDI GOG	CONSTRUCTION AND MECHANIZATION OF 6 NO. BOREHOLES AT BONSU, APADWA, PANO, MAASE, SEGYEIMASE AND POTROASE IN THE ABUAKWA SOUTH CONSTITUENCY		91,542.00	91,542.00	100.00%
MSDI GOG	CONSTRUCTION OF DRAINS AT ADAMAFIO LINK IN THE ABLEKUMA CENTRAL CONSTITUENCY		142,584.83	142,584.83	100.00%

MDA	PRIORITY AREA/PROJECT DESCRIPTION	GOODS & SERVICES (in GH¢)	CAPEX (in GH¢)	TOTAL (in GH¢)	STATUS OF IMPLEMENTATION (%)
MSDI GOG	CONSTRUCTION OF 1 NO. CLINIS WITH DOCTORS' RESIDENCE AND ANCILLARY FACILITIES AT ADANSI ASOKWA TOWN IN THE ADANSI ASOKWA CONSTITUENCY		228,363.64	228,363.64	100.00%
MSDI GOG	CONSTRUCTION OF 2 NO. CULVERT AT CHANDO ROAD IN THE WULENSI CONSTITUENCY		190,000.00	190,000.00	100.00%
MSDI GOG	CONSTRUCTION OF 2 NO. SMALL DAMS/DUGOUT AT KOJOPERI AND TABIASE IN THE NADOWLI KALEO CONSTITUENCY OF THE UPPER WEST REGION		366,596.78	366,596.78	90.00%
MSDI GOG	CONSTRUCTION OF 12 NO. 10-SEATER WATER CLOSET TOILETS WITH MECHANIZED BOREHOLES AND SOLAR PANELS AT AMENFI WEST AND CENTRAL CONSTITUENCIES		174,361.50	174,361.50	80.00%
MSDI GOG	CONSTRUCTION OF 1 NO. 3-UNIT CLASSROOM BLOCK WITH 4-SEATER KVIP AND URINAL AT GUNO IN THE NANTON CONSTITUENCY		194,989.28	194,989.28	100.00%
MSDI GOG	CONSTRUCTION OF DURBAR GROUNDS AT ASUTSUARE IN THE SHAI OSUDOKU CONSTITUENCY		183,804.93	183,804.93	100.00%
MSDI GOG	CONSTRUCTION OF 2 NO. SMALL DAMS/DUGOUT AT CHAANG AND JANGUASE IN THE NADOWLI KALEO CONSTITUENCY OF THE UPPER WEST REGION		408,599.64	408,599.64	90.00%
MSDI GOG	DRILLING, CONSTRUCTION AND INSTALLATION OF HAND PUMPS ON 2 NO. BOREHOLES AT NORTH NATINGA IN THE BAWKU CONSTITUENCY		40,762.60	40,762.60	90.00%
MSDI GOG	CONSTRUCTION OF COMMUNITY CENTER AT GOMOA ESHIEM IN THE GOMOA WEST CONSTITUENCY		178,382.93	178,382.93	100.00%
MSDI GOG	CONSTRUCTION OF 10-SEATER KVIP TOILET FACILITY AT GOMOA ADA IN THE GOMOA WEST CONSTITUENCY		145,693.90	145,693.90	100.00%
MSDI GOG	SUPPLY OF COMPUTERS & AND ACCESSORIES FOR CODA		84,696.90	84,696.90	100.00%

MDA	PRIORITY AREA/PROJECT DESCRIPTION	GOODS & SERVICES (in GH¢)	CAPEX (in GH¢)	TOTAL (in GH¢)	STATUS OF IMPLEMENTATION (%)
MSDI GOG	CONSTRUCTION OF 15 NO. 10-SEATER WC TOILET WITH SOLAR MECHANISED BOREHOLES IN THE BIA EAST, JUABOSO, BODI, AKONTOMBRA & BIBIANI ANWIASO BEKWAI CONSTITUENCIES		239,562.65	239,562.65	50.00%
MSDI GOG	CONSTRUCTION OF 15NO 10-SEATER W/C TOILET WITH SOLAR MECHANISED BOREHOLES IN THE BIA EAST, JUABOSO ,BODI ,AKONTOMBRA & BIBIANI- ANWIASO-BEKWAI CONSTITUENCIES		330,160.64	330,160.64	50.00%
MSDI GOG	CONSTRUCTION OF 1 NO. 3-UNIT CLASSROOM BLOCK WITH ANCILLARY FACILITIES AT ATEKYEDO JHS IN THE EFUTU CONSTITUENCY		87,555.60	87,555.60	30.00%
MSDI GOG	CONSTRUCTION OF 10 NO. SEATER W/C FACILITY WITH BIODIGESTER AT SANKOR, IN THE EFUTU CONSTITUENCY		48,224.25	48,224.25	30.00%
MSDI GOG	CONSTRUCTION OF 15 NO. COMMUNITY MECHANIZED SOLAR POWERED WATER SYSTEMS AT ASAWASE, OFORIKROM, MANHYIA NORTH AND SUBIN CONSTITUENCIES		366,664.46	366,664.46	90.00%
MSDI GOG	CONSTRUCTION OF U-DRAIN AND SHAPING OF EXISTING ROADS AT HIGH TENSION TO OBUOM ROAD AT KASOA IN THE AWUTU SENYA EAST CONSTITUENCY		182,400.00	182,400.00	100.00%
MSDI GOG	CONSTRUCTION OF 10-SEATER KVIP TOILET FACILITY AT GOMOA NKORANZA IN THE GOMOA WEST CONSTITUENCY		137,256.97	137,256.97	100.00%
MSDI GOG	CONSTRUCTION OF 1 NO. 20-UNIT OPEN MARKET SHEDS AT AQUAI ALLAH IN THE AOWIN CONSTITUENCY		96,064.00	96,064.00	50.00%
MSDI GOG	CONSTRUCTION OF 15 NO. 10-SEATER WATER CLOSET TOILETS WITH MECHANIZED BOREHOLES AND SOLAR PANELS AT UPPER DENKYIRA EAST, WEST AND HEMAN LOWER DENKYIRA CONSTITUENCIES		340,283.88	340,283.88	100.00%

MDA	PRIORITY AREA/PROJECT DESCRIPTION	GOODS & SERVICES (in GH¢)	CAPEX (in GH¢)	TOTAL (in GH¢)	STATUS OF IMPLEMENTATION (%)
MSDI GOG	CONSTRUCTION OF 1 NO. RURAL MARKET WITH STORAGE AND MECHANISED BOREHOLES AT SALAYILE IN THE SALAGA NORTH CONSTITUENCY		307,121.76	307,121.76	100.00%
MSDI GOG	CONSTRUCTION OF 1 NO. 3-UNIT CLASSROOM BLOCK WITH ANCILLARY FACILITIES AT NIBRASIYA IN THE KUMBUNGU CONSTITUENCY		126,828.04	126,828.04	100.00%
MSDI GOG	CONSTRUCTION OF 1 NO. 3-UNIT CLASSROOM BLOCK, OFFICE, STORE WITH BOOK SHELVES, 4-SEATER KVIP TOILET AND 2-UNIT URINAL AT BOFOYILI IN THE MION CONSTITUENCY		165,838.24	165,838.24	100.00%
MSDI GOG	CONSTRUCTION OF 1 NO. 3-UNIT CLASSROOM BLOCK AT MANKRONG IN THE AGONA EAST CONSTITUENCY		70,735.50	70,735.50	30.00%
MSDI GOG	CONSTRUCTION OF OFFICE BLOCK AT GBEFI ZONAL COUNCIL IN THE KPANDO CONSTITUENCY		65,683.80	65,683.80	69.00%
MSDI GOG	CONSTRUCTION OF 1 NO. 10-SEATER WATER CLOSETS TOILETS WITH MECHANISED BOREHOLES WITH TANK AT ASHIRERU IN THE ASANTE AKIM SOUTH CONSTITUENCY		85,553.73	85,553.73	100.00%
MSDI GOG	CONSTRUCTION OF 1 NO. RURAL MARKET WITH STORAGE AND MECHANISED BOREHOLES AT ASUTWARE MARKET IN THE SHAL-OSUDOKU CONSTITUENCY		508,951.42	508,951.42	100.00%
MSDI GOG	CONSTRUCTION OF 5-SEATER WATER CLOSET TOILET FOR AKIM SWEDRU TOWNSHIP IN THE AKYEM SWEDRU CONSTITUENCY		41,618.65	41,618.65	100.00%
MSDI GOG	CONSTRUCTION OF 10 NO. SEATER KVIP FACILITY AT SANKOR (KOJO BEEDU), IN THE EFUTU CONSTITUENCY		88,040.90	88,040.90	30.00%
MSDI GOG	CONSTRUCTION OF 10-SEATER WATER CLOSETS INSTITUTIONAL TOILETS WITH MECHANISED BOREHOLES AND SOLAR PANEL AT AMOANAPRASO IN THE ABIREM CONSTITUENCY		64,505.90	64,505.90	20.00%

MDA	PRIORITY AREA/PROJECT DESCRIPTION	GOODS & SERVICES (in GH¢)	CAPEX (in GH¢)	TOTAL (in GH¢)	STATUS OF IMPLEMENTATION (%)
MSDI GOG	ELECTRICAL EXTENSION AT SSNIT AREA IN THE SALAGA SOUTH CONSTITUENCY		134,195.25	134,195.25	100.00%
MSDI GOG	REHABILITATION OF SLAUGHTER HOUSE IN THE KINTAMPO SOUTH CONSTITUENCY		80,756.10	80,756.10	24.00%
MSDI GOG	CONSTRUCTION OF CHPS COMPOUND WITH DOCTORS' BUNGALOW AT MANGOASE IN THE BIMBILA CONSTITUENCY		66,235.65	66,235.65	400.00%
MSDI GOG	RE-ROOFING OF PRIMARY SCHOOLS AT AYALOLO NO. 2 AND AKOTO LANTE IN THE ODODODIODIO CONSTITUENCY		142,059.96	142,059.96	100.00%
MSDI GOG	CONSTRUCTION OF 6-SEATER WATER CLOSETS FACILITY AT ADWESO SDA SCHOOL IN THE NEW JUABEN SOUTH CONSTITUENCY		34,299.90	34,299.90	100.00%
MSDI GOG	CONSTRUCTION OF 1 NO. MECHANISED BOREHOLES WITH 2 NO. ELEVATED OVERHEAD TANK AND OTHER PLUMBING WORKS FOR NURSING AND MIDWIFERY COLLEGE AT ODUMASE-KROBO IN THE LOWER MANYA KROBO CONSTITUENCY		94,957.25	94,957.25	100.00%
MSDI GOG	CONSTRUCTION OF 1 NO. 2-BEDROOM SEMI-DETACHED NURSE BUNGALOW AT DADIESOABA AT ASUTIFI SOUTH CONSTITUENCY		58,717.80	58,717.80	90.00%
MSDI GOG	CONSTRUCTION OF 2 NO. 1/1200MM PIPE CULVERT AT OSEIM IN THE ABUAKWA NORTH CONSTITUENCY		142,441.72	142,441.72	100.00%
MSDI GOG	CONSTRUCTION OF 12 NO. 10-SEATER WATER CLOSET TOILETS WITH MECHANIZED BOREHOLES AND SOLAR PANELS AT FOMENA, BEKWAI, BOSOME FREHO AND ADANSI-ASOKWA CONSTITUENCIES		329,844.42	329,844.42	100.00%
MSDI GOG	CONSTRUCTION OF POLICE STATION AT BUSUSO IN THE FANTEAKWA SOUTH		14,319.08	14,319.08	100.00%

MDA	PRIORITY AREA/PROJECT DESCRIPTION	GOODS & SERVICES (in GH¢)	CAPEX (in GH¢)	TOTAL (in GH¢)	STATUS OF IMPLEMENTATION (%)
MSDI GOG	CONSTRUCTION OF 1 NO. RURAL MARKET WITH STORAGE AND MECHANISED BOREHOLES AT WIOSO IN THE AHAFO ANO SOUTH WEST CONSTITUENCY		429,856.03	429,856.03	100.00%
MSDI GOG	CONSTRUCTION OF 9 NO. COMMUNITY MECHANIZED SOLAR POWERED WATER SYSTEMS AT AMENFI WEST AND CENTRAL CONSTITUENCIES.		426,509.31	426,509.31	100.00%
MSDI GOG	CONSTRUCTION OF 10-SEATER WATER CLOSET AT TUOBODOM IN THE TECHIMAN NORTH CONSTITUENCY		101,207.78	101,207.78	80.00%
MSDI GOG	CONSTRUCTION OF 3 NO. 10-SEATER WATER CLOSET TOILET WITH MECHANISED BOREHOLES AND SOLAR PANELS IN THE AFIGYA SEKYERE EAST CONSTITUENCY		125,422.74	125,422.74	30.00%
MSDI GOG	CONSTRUCTION OF 2 NO. 6-UNIT LOCKABLE STORES AND 8 NO. MARKET STALLS AT LATINKPA IN THE SALAGA NORTH CONSTITUENCY		136,493.04	136,493.04	100.00%
MSDI GOG	CONSTRUCTION OF 12 NO. 10-SEATER WATER CLOSET TOILETS WITH MECHANIZED BOREHOLES AND SOLAR PANELS AT BAWKU CENTRAL AND ZEBILLA CONSTITUENCIES		261,253.26	261,253.26	80.00%
MSDI GOG	CONSTRUCTION OF 15 NO. COMMUNITY MECHANIZED SOLAR POWERED WATER SYSTEMS AT DORMAA EAST, CENTRAL, WEST AND BEREKUM WEST CONSTITUENCIES		404,371.87	404,371.87	100.00%
MSDI GOG	CONSTRUCTION OF 15 NO. COMMUNITY MECHANIZED SOLAR POWERED WATER SYSTEMS AT ATIWA EAST, WEST, AYENSUANO AND SUHUM CONSTITUENCIES		335,021.40	335,021.40	100.00%
MSDI GOG	CONSTRUCTION OF 9 NO. 10-SEATER WATER CLOSET TOILETS WITH MECHANIZED BOREHOLES AND SOLAR PANELS AT KWESIMINTIM, AMENFI CENTRAL AND EAST CONSTITUENCIES.		135,193.95	135,193.95	50.00%

MDA	PRIORITY AREA/PROJECT DESCRIPTION	GOODS & SERVICES (in GH¢)	CAPEX (in GH¢)	TOTAL (in GH¢)	STATUS OF IMPLEMENTATION (%)
MSDI GOG	CONSTRUCTION OF 12 NO. COMMUNITY MECHANIZED SOLAR POWERED WATER SYSTEMS AT MANSO ADUBIA, NKWANTA, NEW EDUBIASE AND EFIDUASE ASOKORE CONSTITUENCIES		610,194.01	610,194.01	50.00%
MSDI GOG	CONSTRUCTION OF 1 NO. 3-UNIT CLASSROOM BLOCK AT ABOANO IN THE AGONA EAST CONSTITUENCY		72,756.00	72,756.00	30.00%
MSDI GOG	REHABILITATION OF SELECTED ROADS WITHIN OKAIKOI SOUTH CONSTITUENCY		712,715.40	712,715.40	100.00%
MSDI GOG	SECTIONAL REPAIRS AND PATCHING OF SELECTED ROADS WITHIN OKAIKOI SOUTH CONSTITUENCY		516,800.13	516,800.13	100.00%
MSDI GOG	CONSTRUCTION OF DURBAR GROUNDS FOR AKIM SWEDRU TOWNSHIP IN THE AKYEM SWEDRU CONSTITUENCY		43,615.80	43,615.80	100.00%
MSDI GOG	CONSTRUCTION OF MARKET STORES FOR AKYEM SWEDRU TOWNSHIP IN THE AKYEM SWEDRU CONSTITUENCY		15,763.86	15,763.86	100.00%
MSDI GOG	CONSTRUCTION OF LARGE MARKET IN THE CENTRAL TONGU CONSTITUENCY		51,288.20	51,288.20	30.00%
MSDI GOG	CONSTRUCTION OF BOREHOLES AND OVER HEAD STAND AT ASAFO FITTING SHOP IN THE SUBIN CONSTITUENCY		39,790.89	39,790.89	20.00%
MSDI GOG	CONSTRUCTION OF 3-UNIT CLASSROOM BLOCK WITH FURNITURE AT SABONYIDA IN THE BIMBILLA CONSTITUENCY		58,618.58	58,618.58	40.00%
MSDI GOG	CONSTRUCTION OF 3NO COMMUNITY DURBAR GROUNDS WITH GROUND PAVING OPEN SHEDS AT COLTAR IN THE AYENSUANO CONSTITUENCY		68,897.70	68,897.70	95.00%
MSDI GOG	CONSTRUCTION OF 3NO. COMMUNITY DURBAR GROUNDS AT ASUBOI IN THE AYENSUANO CONSTITUENCY		69,626.70	69,626.70	10.00%
MSDI GOG	CONSTRUCTION OF 3-UNIT CLASSROOM BLOCK AT HOMAHOMA IN THE NEW EDUBIASE CONSTITUENCY		129,569.94	129,569.94	20.00%



MDA	PRIORITY AREA/PROJECT DESCRIPTION	GOODS & SERVICES (in GH¢)	CAPEX (in GH¢)	TOTAL (in GH¢)	STATUS OF IMPLEMENTATION (%)
MSDI GOG	CONSTRUCTION OF 15NO. 10-SEATER WC TOILETS AT EFUTU, EKUMFI AND AJUMAKO-ENYAN-ESIAM CONSTITUENCIES		253,077.75	253,077.75	100.00%
MSDI GOG	CONSTRUCTION OF 15 NO. COMMUNITY MECHANIZED SOLAR POWERED WATER SYSTEMS AT ASIKUMA ODOBEN BRAKWA, TWIFO-ATII MORKWA AND ASEBU KWAMANKESE CONSTITUENCIES.		578,156.70	578,156.70	50.00%
MSDI GOG	CONSTRUCTION OF 3-UNIT CLASSROOM BLOCK AND OTHER ANCILLARY FACILITIES AT NYAMBONG IN THE NKWANTA NORTH CONSTITUENCY		78,740.14	78,740.14	35.00%
MSDI GOG	REPAIR OF 2.0 M X 1.2 M SINGLE CELL BOX CULVERT ON KUMBIAH ROAD AT WA CENTRAL CONSTITUENCY		52,808.19	52,808.19	20.00%
MSDI GOG	CONSTRUCTION OF 1 NO. MARKET SHED AT AMOYA IN THE BODI CONSTITUENCY		107,327.70	107,327.70	80.00%
MSDI GOG	CONSTRUCTION OF 15 NO. 10-SEATER WATER CLOSET TOILETS WITH MECHANIZED BOREHOLES AND SOLAR PANELS AT ATIWA EAST, WEST, AYENSUANO, SUHUM AND ASOUGYAMAN CONSTITUENCIES		805,601.29	805,601.29	100.00%
MSDI GOG	RESHAPING OF ROADS AT KAYERA TO KONTOMA IN THE OFFINSO SOUTH CONSTITUENCY		176,703.56	176,703.56	100.00%
MSDI GOG	RESHAPING OF ROADS AT KONTOMA TO POKUKROM IN THE OFFINSO SOUTH CONSTITUENCY		102,841.04	102,841.04	100.00%
MSDI GOG	EVACUATION OF REFUSE DUMP AT JEMA IN THE KINTAMPO SOUTH CONSTITUENCY		189,924.00	189,924.00	100.00%
MSDI GOG	CONSTRUCTION OF 1 NO. 10-SEATER OF WATER CLOSETS TOILETS FACILITIES AT AKUSE SHS ODUMASE IN THE LOWER MANYA KROBO CONSTITUENCY		87,266.70	87,266.70	40.00%
MSDI GOG	DRILLING AND MECHANISATION OF 3 NO. BOREHOLES AT ABOABO NO3, MAASU AND TWEAPEASIE IN THE DORMAA CENTRAL CONSTITUENCY		82,880.55	82,880.55	18.00%

MDA	PRIORITY AREA/PROJECT DESCRIPTION	GOODS & SERVICES (in GH¢)	CAPEX (in GH¢)	TOTAL (in GH¢)	STATUS OF IMPLEMENTATION (%)
MSDI GOG	CONSTRUCTION OF 10-SEATER WATER CLOSET TOILETS WITH BIODIGESTER AT NTAkofam IN THE EFFUTU CONSTITUENCY		48,224.25	48,224.25	30.00%
MSDI GOG	CONSTRUCTION OF 5 NO. BOREHOLES AT BUSIKYI, ATAKROM, ABENA NIMO, TREDE AND MMFORADWEN 1, DWENKOKROM AKEASI HWEWODE IN THE AHAFO ANO NORTH CONSTITUENCY		65,664.00	65,664.00	100.00%
MSDI GOG	REHABILITATION OF DROBONSO-GYEDUAKO FEEDER ROAD (PHASE 2 - 3.00-6.00 KM) IN THE SEKYERE AFram PLAINS CONSTITUENCY		119,962.80	119,962.80	0.00%
MSDI GOG	CONSTRUCTION OF U-DRAIN AND SHAPING OF EXISTING ROAD AT HIGH TENSION TO OBUOM ROAD AT KASOA IN THE AWUTU SENYA EAST CONSTITUENCY		182,400.00	182,400.00	100.00%
MSDI GOG	CONSTRUCTION OF POLICE POST AT AYEASU IN THE TECHIMAN NORTH CONSTITUENCY		42,101.10	42,101.10	90.00%
MSDI GOG	REFURBISHMENT OF SINGLE STOREY LIBRARY		118,090.17	118,090.17	40.00%
MSDI GOG	CONSTRUCTION OF MARKET COMPLEX AT MANKESSIM (PHASE 1) STORM DRAINS AND U-DRAINS IN THE MFANTSIMAN CONSTITUENCY.		4,825,660.95	4,825,660.95	20.00%
MSDI GOG	CONSTRUCTION OF 1 NO. 3-UNIT CLASSROOM BLOCK WITH ANCILLARY FACILITIES AT LAMBUSSIE GIRLS MODEL SCHOOL IN THE LAMBUSSIE CONSTITUENCY		90,676.71	90,676.71	40.00%
MSDI GOG	RENOVATION AND CLADDING OF 2 NO. PAVILIONS FOR CLASSROOMS AT DULUGU PRIMARY SCHOOL IN THE BOLGA EAST CONSTITUENCY		177,000.00	177,000.00	100.00%
MSDI GOG	CONSTRUCTION OF 3-UNIT CLASSROOM BLOCK WITH ANCILLARY FACILITIES AT WOGI-LEGGRI IN THE DAFFIAMA BUSSIE ISSA CONSTITUENCY		94,330.78	94,330.78	45.00%

MDA	PRIORITY AREA/PROJECT DESCRIPTION	GOODS & SERVICES (in GH¢)	CAPEX (in GH¢)	TOTAL (in GH¢)	STATUS OF IMPLEMENTATION (%)
MSDI GOG	CONSTRUCTION OF AN ART GALLERY AT VAKPO IN THE NORTH DAYI CONSTITUENCY		85,434.75	85,434.75	85.00%
MSDI GOG	CONSTRUCTION OF 3-UNIT CLASSROOM BLOCK WITH 4-SEATER KVIP AND 2-UNIT URINAL AT NANDOM MODULE GIRLS JHS AT DONDOMETENG IN THE NANTON CONSTITUENCY		72,817.03	72,817.03	60.09%
MSDI GOG	CONSTRUCTION OF 1 NO. RURAL MARKET WITH STORAGE AND MECHANISED BOREHOLES AT WAMFIE IN THE DORMAA EAST CONSTITUENCY		254,844.00	254,844.00	100.00%
MSDI GOG	CONSTRUCTION OF TEACHERS ACCOMMODATION AT NANDOM MODULE GIRLS JHS AT DONDOMETENG IN THE NANDOM CONSTITUENCY		41,522.36	41,522.36	55.60%
MSDI GOG	CONSTRUCTION OF MALE AND FEMALE WARDS AT AGONA AMENFI HEALTH CENTRE IN THE AMENFI CENTRAL CONSTITUENCY		111,496.22	111,496.22	60.00%
MSDI GOG	DRILLING, CONSTRUCTION AND INSTALLATION OF HAND PUMPS ON 2NO BOREHOLES AT POSSUM IN THE BAWKU CENTRAL CONSTITUENCY		41,835.30	41,835.30	98.00%
MSDI GOG	CONSTRUCTION OF 1.2M X 1.2M PIPE CULVERT AT PATAWUMSO COMMUNITY IN WASSA EAST CONSTITUENCY		6,527.22	6,527.22	100.00%
MSDI GOG	CONSTRUCTION OF 1.2M X 1.2M PIPE CULVERT AT KWAFOKROM COMMUNITY IN WASSA EAST CONSTITUENCY		6,527.22	6,527.22	100.00%
MSDI GOG	CONSTRUCTION OF 4M X 4M CULVERT AT KWABENYA CONSTITUENCY		7,486.90	7,486.90	100.00%
MSDI GOG	CONSTRUCTION OF RIGID PAVEMENT SECTION OF ASESEWA-AKETEBOUR ROAD PROJECT - 100MM X 700MM IN THE UPPER MANYA KROBO CONSTITUENCY		187,139.17	187,139.17	100.00%

MDA	PRIORITY AREA/PROJECT DESCRIPTION	GOODS & SERVICES (in GH¢)	CAPEX (in GH¢)	TOTAL (in GH¢)	STATUS OF IMPLEMENTATION (%)
MSDI GOG	CONSTRUCTION OF RIGID PAVEMENT ON SECTION OF ASESEWA-AKONTAA ROAD PROJECT - 100MM X 700MM IN THE UPPER MANYA KROBO CONSTITUENCY		185,849.54	185,849.54	100.00%
MSDI GOG	CONSTRUCTION OF CHPS COMPOUND AT BODWEASE IN THE KUMAWU CONSTITUENCY		50,654.70	50,654.70	35.00%
MSDI GOG	CONSTRUCTION OF CONCRETE PAVING ROADS AT FIRE MOUNTAIN ROAD IN THE OKAIKWEI CENTRAL CONSTITUENCY		8,317.72	8,317.72	100.00%
MSDI GOG	CONSTRUCTION OF 1 NO. KINDERGARTEN BLOCK AT BAPELLA IN THE TALENSI CONSTITUENCY		64,062.27	64,062.27	25.00%
MSDI GOG	CONSTRUCTION OF 10-SEATER WATER CLOSET WITH MECHANISED BOREHOLES AT NEW AMAKOM CLUSTER OF SCHOOLS IN THE SUBIN CONSTITUENCY		161,052.86	161,052.86	100.00%
MSDI GOG	METAL DUAL DESKS FOR SCHOOLS AT KOLBIA PRIMARY, AZOREBII AND KINDERGARTEN, DORONGO PRIMARY, NURI ISLAM PRIMARY IN THE BOLGA CENTRAL CONSTITUENCY		146,250.00	146,250.00	100.00%
MSDI GOG	CONSTRUCTION OF POLICE POST AT ABOURSO IN THE FANTEAKWA NORTH CONSTITUENCY		60,155.10	60,155.10	30.00%
MSDI GOG	BEING		73,751.40	73,751.40	30.00%
MSDI GOG	CONSTRUCTION OF ( 3.0 X 3.0) DOUBLE BOX CULVERT (PHASES 1-3) AT VRA, MALLAM IN THE WEIJA GBAWE CONSTITUENCY		431,865.25	431,865.25	100.00%
MSDI GOG	CONSTRUCTION OF 1NO. 3-UNIT CLASSROOM BLOCK WITH ANCILLARY FACILITIES AT AHYIRESE IN THE ATWIMA MPONUA CONSTITUENCY		65,639.70	65,639.70	20.00%
MSDI GOG	CONSTRUCTION OF CONCRETE BRIDGE AT ALHASSANKROM AND APPIAHKROM IN THE AHAFO ANO NORTH CONSTITUENCY		151,097.77	151,097.77	40.00%

MDA	PRIORITY AREA/PROJECT DESCRIPTION	GOODS & SERVICES (in GH¢)	CAPEX (in GH¢)	TOTAL (in GH¢)	STATUS OF IMPLEMENTATION (%)
MSDI GOG	CONSTRUCTION OF 0.60M U-DRAIN 160M LENGTH AT LEBANON ZONE 4 AND ZONE 5 LINK ROAD AT ASHIMA-LEBANON CONSTITUENCY		85,234.00	85,234.00	90.00%
MSDI GOG	CONSTRUCTION OF DURBAR GROUNDS PHASE 1 AT FETENTAA IN THE BEREKUM WEST CONSTITUENCY		31,154.34	31,154.34	27.00%
MSDI GOG	CONSTRUCTION OF DURBAR GROUNDS AT NEW TAKORADI IN THE TAKORADI CONSTITUENCY		184,013.41	184,013.41	80.00%
MSDI GOG	CONSTRUCTION AND FURNISHING OF A CHPS COMPOUND AT BONYON IN THE EJURA CONSTITUENCY		73,431.00	73,431.00	36.00%
MSDI GOG	CONSTRUCTION OF 1NO. 3-UNIT CLASSROOM BLOCK AT DODOWA METHODIST SCHOOL IN THE SHAI-OSUDOKU CONSTITUENCY		77,028.82	77,028.82	100.00%
MSDI GOG	CONSTRUCTION OF CHPS COMPOUND AT KUKUOPANGA IN THE ZABZUGU CONSTITUENCY		102,990.47	102,990.47	40.00%
MSDI GOG	CONSTRUCTION OF 1 NO. MECHANISED BOREHOLE AT DENKYIRA ABURI IN THE UPPER DENKYIRA WEST CONSTITUENCY		142,500.00	142,500.00	10.00%
MSDI GOG	SURFACING OF MEGA LINK ROAD AT MEMPEASEM IN THE AYAWASO WEST WOUON CONSTITUENCY		178,170.13	178,170.13	100.00%
MSDI GOG	CONSTRUCTION OF 1 NO. RURAL MARKET WITH STORAGE AND MECHANISED BOREHOLES AT ANHWIASO IN THE BIBIANI-ANHWIASO-BEKWAI CONSTITUENCY		348,171.50	348,171.50	100.00%
MSDI GOG	CONSTRUCTION OF 1 NO. RURAL MARKET WITH STORAGE AND MECHANISED BOREHOLES AT ANHWIASO IN THE BIBIANI-ANHWIASO-BEKWAI CONSTITUENCY		90,413.50	90,413.50	100.00%
MSDI GOG	CONSTRUCTION OF 1 NO. CLINIC WITH DOCTORS' RESIDENCE AND ANCILLARY FACILITIES AT GBEDEMA IN THE BULSA SOUTH CONSTITUENCY		244,808.28	244,808.28	100.00%

MDA	PRIORITY AREA/PROJECT DESCRIPTION	GOODS & SERVICES (in GH¢)	CAPEX (in GH¢)	TOTAL (in GH¢)	STATUS OF IMPLEMENTATION (%)
MSDI GOG	CONSTRUCTION OF 1 NO. CLINIC WITH DOCTORS' RESIDENCE AND ANCILLARY FACILITIES AT DODOFIE IN THE AKAN CONSTITUENCY.		185,560.00	185,560.00	100.00%
MSDI GOG	CONSTRUCTION OF 2 NO. SMALL DAMS/DUGOUT AT OJOJA AND KUKUKPONG IN THE ZABZUGU CONSTITUENCY OF THE NORTHERN REGION		95,958.36	95,958.36	50.00%
MSDI GOG	CONSTRUCTION OF 1 NO. CLINIC WITH DOCTORS' RESIDENCE AND ANCILLARY FACILITIES AT BAAPORE IN THE LAWRA CONSTITUENCY		247,166.00	247,166.00	100.00%
MSDI GOG	CONSTRUCTION OF 1 NO. RURAL MARKET WITH STORAGE AND MECHANISED BOREHOLES AT NSAWURA IN THE AKONTOMBRA CONSTITUENCY.		291,491.36	291,491.36	75.00%
MSDI GOG	CONSTRUCTION OF U-DRAIN AT TAKORADI COMMUNITY IN THE TAKORADI CONSTITUENCY		88,746.58	88,746.58	40.00%
MSDI GOG	CONSTRUCTION OF 3-UNIT CLASSROOM BLOCK AT DACHIO IN THE BOLGA EAST CONSTITUENCY		156,000.00	156,000.00	100.00%
MSDI GOG	CONSTRUCTION OF CHPS COMPOUNDS AT AWILING IN THE JIRAPA CONSTITUENCY		140,817.77	140,817.77	100.00%
MSDI GOG	CONSTRUCTION OF CLINIC AT KUNTILI IN THE SABOBA CONSTITUENCY		58,531.50	58,531.50	100.00%
MSDI GOG	CONSTRUCTION & DRILLING SUPERVISION OF 283NO. SOLAR POWERED WATER SYSTEMS IN THE NORTHERN DEVELOPMENT AUTHORITY		481,383.00	481,383.00	80.00%
MSDI GOG	CONSTRUCTION OF MARKET STALLS AT PELUNGU MARKET IN THE NABDAM CONSTITUENCY		195,000.00	195,000.00	98.00%
MSDI GOG	DRILLING AND CONSTRUCTION OF 10 NO. BOREHOLES IN THE BIMBILLA CONSTITUENCY		55,825.00	55,825.00	100.00%
MSDI GOG	CONSTRUCTION OF 3-UNIT CLASSROOM BLOCK WITH ANCILLARY FACILITIES AT YUA IN THE NAVRONGO CENTRAL CONSTITUENCIES		81,960.30	81,960.30	48.00%

MDA	PRIORITY AREA/PROJECT DESCRIPTION	GOODS & SERVICES (in GH¢)	CAPEX (in GH¢)	TOTAL (in GH¢)	STATUS OF IMPLEMENTATION (%)
MSDI GOG	CONSTRUCTION OF U-DRAIN AT NII TEIKO TSURU STREET SANTA MARIA IN THE ANYAA SOWUTUOM CONSTITUENCY		180,376.78	180,376.78	100.00%
MSDI GOG	CONSTRUCTION OF 2NO. ELECTRIC POWERED MECHANISED BOREHOLES AT KUNKWA AND YIZIEBISI IN THE YAGABA/KUBORI CONSTITUENCY		97,898.78	97,898.78	100.00%
MSDI GOG	CONSTRUCTION OF 2 NO. ELECTRICAL POWERED MECHANISED BOREHOLES AT KUNKWA YIZEBISI IN THE YAGABA KUBORI CONSTITUENCY		63,894.33	63,894.33	30.00%
MSDI GOG	CONSTRUCTION OF BOX CULVERT AND CHANNEL AT AGONA NKWANTA TOWN ROADS, AHANTA WEST CONSTITUENCY		186,321.37	186,321.37	85.00%
MSDI GOG	CONSTRUCTION OF BOX CULVERT AND CHANNEL AT DIXCOVE TOWN ROADS IN THE AHANTA WEST CONSTITUENCY		189,100.42	189,100.42	85.00%
MSDI GOG	CONSTRUCTION OF 15NO. 10-SEATER WC TOILET WITH SOLAR MECHANISED BOREHOLE IN THE ASOKWA, TAFO, SUAME, NYIASO AND KWADASO CONSTITUENCIES		1,167,947.87	1,167,947.87	100.00%
MSDI GOG	CONSTRUCTION OF 1NO. HEALTH CENTER AT MFENSI IN ATWIMA NWABIAGYA NORTH CONSTITUENCY		79,477.43	79,477.43	20.00%
MSDI GOG	CONSTRUCTION OF 15NO. 10 W/C AT DORMAA EAST/WEST/CENTRAL, BEREKUM WEST AND ABUAKWA SOUTH CONSTITUENCIES		78,579.42	78,579.42	20.00%
MSDI GOG	SUPPLY OF 200NO. MONO DESK AND 300NO. DUAL DESK TO SELECTED SCHOOLS IN THE SENE EAST CONSTITUENCY		15,000.00	15,000.00	100.00%
MSDI GOG	CONSTRUCTION OF 1NO. CHIPS COMPOUND AT APIMANINM IN THE ATWIMA KWANWOMA CONSTITUENCY		50,028.08	50,028.08	20.00%

MDA	PRIORITY AREA/PROJECT DESCRIPTION	GOODS & SERVICES (in GH¢)	CAPEX (in GH¢)	TOTAL (in GH¢)	STATUS OF IMPLEMENTATION (%)
MSDI GOG	CONSTRUCTION OF SUPERVISION OF 50 NO. RURAL MARKETS WITH STORAGE FACILITIES AND BOREHOLES IN SOME SELECTED CONSTITUENCIES ACROSS THE COUNTRY		921,723.35	921,723.35	89.06%
MSDI GOG	RENOVATION OF 3-UNIT CLASSROOM BLOCK AT ABOUTREM IN THE MAMPONG CONSTITUENCY		57,000.00	57,000.00	100.00%
MSDI GOG	DRILLING OF BOREHOLES IN FIVE SELECTED COMMUNITIES IN THE SENE EAST CONSTITUENCY		13,950.00	13,950.00	100.00%
MSDI GOG	COST OF CONSTRUCTION OF 1NO. CHIPS COMPOUND AND ANCILLARY AT BENKASE IN THE BEREKUM WEST CONSTITUENCY		50,349.47	50,349.47	100.00%
MSDI GOG	CONSTRUCTION OF 0.9M X 0.9M PIPE CULVERT AT ATEIKU COMMUNITY IN WASSA EAST CONSTITUENCY		5,936.89	5,936.89	100.00%
MSDI GOG	CONSTRUCTION OF 1 NO. 10-SEATER WATER CLOSET AT BOSODUMASE IN THE ABUAKWA NORTH CONSTITUENCY		115,238.07	115,238.07	100.00%
MSDI GOG	CONSTRUCTION SERVICE FEES OF 283 NO. 10-SEATER WATER CLOSET TOILETS WITH SOLAR MECHANISED BOREHOLES IN THE NORTHERN ZONE		681,959.25	681,959.25	100.00%
MSDI GOG	CONSULTANCY SERVICE FEES FOR THE CONSTRUCTION SUPERVISION OF 380 NO. COMMUNITY WATER SYSTEMS IN THE COASTAL DEVELOPMENT ZONE		643,507.20	643,507.20	85.00%
MSDI GOG	CONSTRUCTION OF 15 NO. COMMUNITY MECHANIZED SOLAR POWERED WATER SYSTEMS AT EFFUTU, EKUMFI AND AJUMAKU ENYAN-ESIAM CONSTITUENCIES		356,885.41	356,885.41	100.00%
MSDI GOG	CONSTRUCTION OF 1 NO. CLINIC WITH DOCTORS' RESIDENCE AND ANCILLARY FACILITIES AT MAKANGO IN THE SALAGA SOUTH CONSTITUENCY		507,350.39	507,350.39	100.00%



MDA	PRIORITY AREA/PROJECT DESCRIPTION	GOODS & SERVICES (in GH¢)	CAPEX (in GH¢)	TOTAL (in GH¢)	STATUS OF IMPLEMENTATION (%)
MSDI GOG	CONSTRUCTION OF 3-UNIT CLASSROOM BLOCK WITH OFFICE AND STORE AT NABIO-PAGA IN THE CHIANA PAGA CONSTITUENCY		98,818.46	98,818.46	85.00%
MSDI GOG	CONSTRUCTION OF DURBAR GROUNDS AT OFAAKO IN THE AWUTU SENYA EAST CONSTITUENCY		190,000.00	190,000.00	90.00%
MSDI GOG	CONSTRUCTION OF 1 NO. CLINIC WITH DOCTORS' RESIDENCE AND ANCILLARY FACILITIES AT NANTON AREA IN THE NANTON CONSTITUENCY		131,528.31	131,528.31	100.00%
MSDI GOG	CONSTRUCTION OF 0.9M X 0.9M PIPE CULVERT AT APPEASUMAN COMMUNITY IN WASSA EAST CONSTITUENCY		5,936.89	5,936.89	100.00%
MSDI GOG	CONSTRUCTION SUPERVISION OF 380 NO. 10-SEATER WATER CLOSET TOILETS WITH SOLAR MECHANISED BOREHOLES IN THE COASTAL ZONE		1,245,840.75	1,245,840.75	80.00%
MSDI GOG	CONSTRUCTION OF DRAINAGE SYSTEM (1200 MM CULVERT) AT BONSU BEPOSO ROAD IN THE NKORANZA SOUTH CONSTITUENCY		101,156.00	101,156.00	100.00%
MSDI GOG	CONSTRUCTION OF 12 NO. 10-SEATER WATER CLOSET TOILETS WITH MECHANIZED BOREHOLES AND SOLAR PANELS AT TAMALE CENTRAL, NORTH AND YAPEI-KUSOGU CONSTITUENCIES		614,514.60	614,514.60	100.00%
MSDI GOG	CONSTRUCTION OF 10 NO. 10-SEATER WATER CLOSET TOILETS WITH MECHANIZED BOREHOLES AND SOLAR PANELS AT ADAKLU, AFADZATO SOUTH AND KETA CONSTITUENCIES		355,168.80	355,168.80	100.00%
MSDI GOG	PROCUREMENT OF 20 NO. RAMBO 1,000 POLYTANKS IN THE BIMBILLA CONSTITUENCY		99,999.95	99,999.95	100.00%
MSDI GOG	DRILLING AND CONSTRUCTION OF 10 NO. BOREHOLES IN THE BIMBILLA CONSTITUENCY		39,175.00	39,175.00	100.00%

MDA	PRIORITY AREA/PROJECT DESCRIPTION	GOODS & SERVICES (in GH¢)	CAPEX (in GH¢)	TOTAL (in GH¢)	STATUS OF IMPLEMENTATION (%)
MSDI GOG	CONSTRUCTION OF 12 NO. 10-SEATER WATER CLOSET TOILETS WITH MECHANIZED BOREHOLES AND SOLAR PANELS AT ASUNAFO NORTH, SOUTH, ASUTIFI NORTH AND SOUTH CONSTITUENCIES		183,730.57	183,730.57	100.00%
MSDI GOG	CONSTRUCTION OF FENCE WALL AND 2 NO. 3-SEATER KVIP AT THE NEW MARKET AT SAHELUGU IN THE SAHELUGU CONSTITUENCY		195,011.34	195,011.34	100.00%
MSDI GOG	CONSTRUCTION OF CHPS COMPOUND AT KLOGA-AFLAO IN THE KETU-SOUTH CONSTITUENCY		132,908.80	132,908.80	89.00%
MSDI GOG	CONSTRUCTION OF COMMUNITY DURBAR GROUNDS AT AYIGYA AHENEBRONUM IN THE OFORIKROM CONSTITUENCY		116,759.70	116,759.70	20.00%
MSDI GOG	CONSTRUCTION OF 12 NO. 10-SEATER WATER CLOSET TOILETS WITH MECHANIZED BOREHOLES AND SOLAR PANELS AT NKORANZA NORTH, SOUTH, KINTAMPO NORTH AND SOUTH CONSTITUENCIES		565,403.06	565,403.06	100.00%
MSDI GOG	EXTENSION OF ELECTRICITY TO KWADWOFORD IN THE TANO SOUTH CONSTITUENCY		106,730.98	106,730.98	100.00%
MSDI GOG	SUPPLY OF 25 PCS OF HOSPITAL BEDS FOR PAGA HOSPITAL IN THE CHIAMA PAGA CONSTITUENCY		97,500.00	97,500.00	100.00%
MSDI GOG	CONSTRUCTION OF 0.45M U-DRAIN ALONG NII SAI ROAD AT MEMPEASEM IN THE AYAWASO WEST WUOGON CONSTITUENCY		130,114.85	130,114.85	100.00%
MSDI GOG	SURFACING OF NII SAI ROAD AT MEMPEASEM IN THE ATAWASO WEST WUOGON CONSTITUENCY		131,923.65	131,923.65	100.00%
MSDI GOG	SUPPLY 500 MONO DESK TO SHS WITH THE KPANDO CONSTITUENCY		142,499.99	142,499.99	85.00%
MSDI GOG	CONSTRUCTION OF 1 NO. AQUA PRIVY TOILET AT GUUNAYILI IN THE TAMALE SOUTH CONSTITUENCY		75,296.06	75,296.06	50.00%

MDA	PRIORITY AREA/PROJECT DESCRIPTION	GOODS & SERVICES (in GH¢)	CAPEX (in GH¢)	TOTAL (in GH¢)	STATUS OF IMPLEMENTATION (%)
MSDI GOG	CONSTRUCTION OF 2 NO. REINFORCED CONCRETE FOOT BRIDGE AND 1 NO. WOODEN FOOT BRIDGE AT TAIFA IN THE DOME-KWABENYA CONSTITUENCY		7,453.10	7,453.10	85.00%
MSDI GOG	DRAINAGE WORKS ALONG ALL SAINT ROAD, FANKYENEBRA AT KUMASI IN THE NHYIAESO CONSTITUENCY		93,226.50	93,226.50	100.00%
MSDI GOG	CONSTRUCTION OF HEALTH CENTRE AT NAKPALE IN THE ZABZUGU CONSTITUENCY		98,679.75	98,679.75	40.00%
MSDI GOG	CONSULTANCY SERVICE FEES FOR DESIGN AND CONSTRUCTION SUPERVISION OF MARKET COMPLEX AT MANKESSIM		400,000.01	400,000.01	80.00%
MSDI GOG	CONSTRUCTION SUPERVISION OF 334 NO. 10-SEATER WATER CLOSET TOILET WITH MECHANISED BOREHOLES AND SOLAR PANELS IN THE BRONG AHAFO, EASTERN AND ASHANTI REGIONS		638,089.58	638,089.58	85.00%
MSDI GOG	CONSTRUCTION OF 12 NO. COMMUNITY MECHANIZED SOLAR POWERED WATER SYSTEMS AT ABETIFI, NKWAKWA, KWAHU MPRAESO AND NEW ABIREM CONSTITUENCIES		317,872.69	317,872.69	50.00%
MSDI GOG	CONSTRUCTION OF CULVERT BRIDGE OVER RIVER ODE AT WORAPONG IN THE ATWIMA NWABIAGYA SOUTH CONSTITUENCY		149,400.61	149,400.61	85.00%
MSDI GOG	CONSTRUCTION OF 1NO. 2UNITS EARLY CHILDHOOD DEV AT LIKPE-BAKUA IN THE HOHOE CONSTITUENCY		115,148.70	115,148.70	85.00%
MSDI GOG	CONST. OF 2NO. PIPE CULVERT AT AKRODIE NO.2 & GOASO LOWCOST IN THE ASUNAFO NORTH CONSTITUENCY		78,120.00	78,120.00	50.00%
MSDI GOG	CONSTRUCTION OF 1. NO 5-UNIT SELF CONTAINED TEACHERS ACCOMMODATION AT NAGA CHAABA IN NAVRONGO CENTRAL		70,217.19	70,217.19	40.00%

MDA	PRIORITY AREA/PROJECT DESCRIPTION	GOODS & SERVICES (in GH¢)	CAPEX (in GH¢)	TOTAL (in GH¢)	STATUS OF IMPLEMENTATION (%)
MSDI GOG	CONSTRUCTION OF 12 NO. 10-SEATER WC TOILET WITH SOLAR MECHANISED BOREHOLES IN THE ASUNAFO NORTH, ASUNAFO SOUTH, ASUTIFI NORTH & ASUTIFI SOUTH CONSTITUENCIES		246,187.00	246,187.00	50.00%
MSDI GOG	CONSTRUCTION OF 12NO. 10-SEATER TOILET FACILITY AT TAMALE CENTRAL, TAMALE NORTH AND YAPEI-KUSOGU CONSTITUENCIES IN THE NORTHERN REGION		1,348,383.34	1,348,383.34	85.00%
MSDI GOG	CONSTRUCTION OF 18NO. 10-SEATER TOILET FACILITY AT BOLGA EAST, BOLGA WEST, AND BONGO CONSTITUENCIES		201,743.86	201,743.86	60.00%
MSDI GOG	CONSTRUCTION OF 8NO. BOREHOLES IN THE BUILSA NORTH CONSTITUENCY		77,934.25	77,934.25	50.00%
MSDI GOG	SPOT IMPROVEMENT OF MANKARIGU ? BUGSA FEEDER ROAD IN DABOYA/MANKARIGU CONSTITUENCY		185,250.29	185,250.29	100.00%
MSDI GOG	CONSULTANCY SERVICES FOR WORKS SUPERVISION OF CONSTITUENCY SPECIFIC PROJECTS IN THE MIDDLE BELT DEVELOPMENT ZONE		702,082.13	702,082.13	96.00%
MSDI GOG	CONSTRUCTION OF 1NO. 3-UNIT CLASSROOM BLOCK WITH ANCILLARY FACILITIES AT NACHIBIYA IN THE SALAGA NORTH CONSTITUENCY		75,440.53	75,440.53	40.00%
MSDI GOG	CONSTRUCTION OF 2 NO. SMALL DAMS/DUGOUT AT CHARIGU AND CHANSA IN THE WA CENTRAL CONSTITUENCY OF THE UPPER WEST REGION		244,336.50	244,336.50	90.00%
MSDI GOG	CONSTRUCTION OF 2 NO. SMALL DAMS/DUGOUT AT TOMBU AND ACHUMA IN THE CHEREPONI CONSTITUENCY OF THE NORTHERN REGION		227,585.61	227,585.61	100.00%
MSDI GOG	CONSTRUCTION OF 12 NO. 10-SEATER WATER CLOSET TOILETS WITH MECHANIZED BOREHOLES AND SOLAR PANELS AT TOLON, KUMBUNGU AND ZABZUGU CONSTITUENCIES		330,501.34	330,501.34	90.00%

MDA	PRIORITY AREA/PROJECT DESCRIPTION	GOODS & SERVICES (in GH¢)	CAPEX (in GH¢)	TOTAL (in GH¢)	STATUS OF IMPLEMENTATION (%)
MSDI GOG	CONSTRUCTION OF 3 NO. CULVERTS AT POKUKROM IN THE OFFINSO SOUTH CONSTITUENCY		167,528.25	167,528.25	100.00%
MSDI GOG	CONSTRUCTION OF 15 NO. COMMUNITY MECHANIZED SOLAR POWERED WATER SYSTEMS AT TECHIMAN NORTH, SOUTH, WENCHI AND TAIN CONSTITUENCIES		779,001.30	779,001.30	100.00%
MSDI GOG	CONSTRUCTION OF 2 NO. SMALL DAMS/DUGOUT AT NYOLI AND DIDOME IN THE WA WEST CONSTITUENCY OF THE UPPER WEST REGION		491,669.55	491,669.55	100.00%
MSDI GOG	CONSTRUCTION OF 12 NO. COMMUNITY MECHANIZED SOLAR POWERED WATER SYSTEMS AT DAMONGO, BOLE AND SAWLA-KALBA CONSTITUENCIES		192,653.63	192,653.63	50.00%
MSDI GOG	CONSTRUCTION OF 2 NO. SMALL DAMS/DUGOUT AT DARKRUPEH AND KOJOUMAH IN THE BOLE BAMBOI CONSTITUENCY OF THE NORTHERN REGION		418,735.12	418,735.12	100.00%
MSDI GOG	CONSTRUCTION OF 1 NO. RURAL MARKET WITH STORAGE AND MECHANISED BOREHOLES AT CAMP 15 IN THE BIA EAST CONSTITUENCY		437,682.37	437,682.37	100.00%
MSDI GOG	CONSTRUCTION OF 1 NO. RURAL MARKET WITH STORAGE AND MECHANISED BOREHOLES AT ENCHI IN THE AOWIN CONSTITUENCY		314,011.11	314,011.11	100.00%
MSDI GOG	CONSTRUCTION OF 1 NO. CLINIC WITH DOCTORS' RESIDENCE AND ANCILLARY FACILITIES AT KWAHU BESEASE IN THE MPRAESO CONSTITUENCY		239,653.80	239,653.80	75.00%
MSDI GOG	CONSTRUCTION OF 2 NO. SMALL DAMS/DUGOUT AT NARIGU AND BOYA IN THE ZEBILLA CONSTITUENCY OF THE UPPER EAST REGION		220,104.00	220,104.00	90.00%
MSDI GOG	CONSTRUCTION OF 2 NO. SMALL DAMS/DUGOUT AT CHASI AND GABLIGA IN THE TAMALE SOUTH CONSTITUENCY OF THE NORTHERN REGION		478,813.29	478,813.29	90.00%

MDA	PRIORITY AREA/PROJECT DESCRIPTION	GOODS & SERVICES (in GH¢)	CAPEX (in GH¢)	TOTAL (in GH¢)	STATUS OF IMPLEMENTATION (%)
MSDI GOG	CONSTRUCTION OF 2 NO. SMALL DAMS/DUGOUT AT FUSHELA AND JELO IN THE SALAGA NORTH CONSTITUENCY OF THE NORTHERN REGION		492,319.48	492,319.48	100.00%
MSDI GOG	ENGINEERING DESIGN AND CONSTRUCTION SUPERVISION OF 7 NO. PROJECTS		672,705.21	672,705.21	80.00%
MSDI GOG	CONSTRUCTION OF 12 NO. COMMUNITY MECHANIZED SOLAR POWERED WATER SYSTEMS AT ASANTE AKIM NORTH, SOUTH, CENTRAL AND SEKYERE AFRAM PLAINS CONSTITUENCIES		287,289.52	287,289.52	100.00%
MSDI GOG	CONSTRUCTION OF 1 NO. FEMALE AND CHILDREN WARD AT BOMFA HOSPITAL IN THE JUABEN CONSTITUENCY		52,848.00	52,848.00	20.00%
MSDI GOG	CONSTRUCTION OF 12 NO. COMMUNITY MECHANIZED SOLAR POWERED WATER SYSTEMS AT TALENSI AND NABDAM CONSTITUENCIES		90,132.85	90,132.85	50.00%
MSDI GOG	CONSTRUCTION OF 12 NO. COMMUNITY MECHANIZED SOLAR POWERED WATER SYSTEMS AT TOLON, KUMBUNGU AND ZABZUGU CONSTITUENCIES		73,518.54	73,518.54	80.00%
MSDI GOG	CONSTRUCTION OF 12 NO. 10-SEATER WATER CLOSET TOILETS WITH MECHANIZED BOREHOLES AND SOLAR PANELS AT MANSO ADUBIA AND MANSO NKWANTA CONSTITUENCIES		299,623.89	299,623.89	45.00%
MSDI GOG	CONSTRUCTION OF 9 NO. 10-SEATER WATER CLOSET TOILETS WITH MECHANIZED BOREHOLES AND SOLAR PANELS AT AGOTIME ZIOPE, AKATSI NORTH AND SOUTH CONSTITUENCIES.		189,087.30	189,087.30	50.00%
MSDI GOG	CONSTRUCTION OF 12 NO. 10-SEATER WATER CLOSET TOILETS WITH MECHANIZED BOREHOLES AND SOLAR PANELS AT HO CENTRAL, HO WEST, HOHOE AND KPANDO CONSTITUENCIES		201,943.26	201,943.26	83.00%

MDA	PRIORITY AREA/PROJECT DESCRIPTION	GOODS & SERVICES (in GH¢)	CAPEX (in GH¢)	TOTAL (in GH¢)	STATUS OF IMPLEMENTATION (%)
MSDI GOG	CONSTRUCTION OF 1 NO. CLINIC WITH DOCTORS' RESIDENCE AND ANCILLARY FACILITIES AT LANGMA TOWN IN THE BORTIANOR CONSTITUENCY.		306,083.90	306,083.90	72.00%
MSDI GOG	CONSTRUCTION OF 10 NO. 10-SEATER WATER CLOSET TOILETS WITH MECHANIZED BOREHOLES AND SOLAR PANELS AT SALAGA NORTH, SOUTH AND GUSHIEGU CONSTITUENCIES		457,832.52	457,832.52	100.00%
MSDI GOG	CONSTRUCTION OF DRAINAGE SYSTEM (1200MM CULVERT) AT BONSU BEPOSO ROAD IN THE NKORANZA SOUTH CONSTITUENCY		179,218.36	179,218.36	100.00%
MSDI GOG	SUPPLY OF 330 PCS MONO DESKS		99,000.00	99,000.00	100.00%
MSDI GOG	CONSTRUCTION OF 12 NO. COMMUNITY MECHANIZED SOLAR POWERED WATER SYSTEMS AT TAMALE CENTRAL, SOUTH AND YAPEI-KUSAWGU CONSTITUENCIES		57,438.47	57,438.47	60.00%
MSDI GOG	CONSTRUCTION OF 2 NO. SMALL DAMS/DUGOUT AT MARICHIE AND MASAKA IN THE SALAGA SOUTH CONSTITUENCY OF THE NORTHERN REGION		467,003.19	467,003.19	100.00%
MSDI GOG	INSTALLATION OF LIGHTS AT GBABSHIE MARKET IN THE TAMALE CENTRAL CONSTITUENCY		54,932.40	54,932.40	80.00%
MSDI GOG	CONSTRUCTION, DRILLING AND MECHANIZATION OF BOREHOLES AT TANOKROM IN THE TECHIMAN NORTH CONSTITUENCY		37,304.60	37,304.60	100.00%
MSDI GOG	CONSTRUCTION OF LABORATORY AND RECORDS ROOM FOR DAAKYE CLINIC AT AKROPONG IN THE AKUAPIM NORTH CONSTITUENCY		80,355.60	80,355.60	20.00%
MSDI GOG	SUPPLY OF 2400 OF AGRO CHEMICALS TO FARMERS AT DAMBAI AND ITS ENVIRONS IN THE KRACHI-EAST CONSTITUENCY		98,400.00	98,400.00	100.00%

MDA	PRIORITY AREA/PROJECT DESCRIPTION	GOODS & SERVICES (in GH¢)	CAPEX (in GH¢)	TOTAL (in GH¢)	STATUS OF IMPLEMENTATION (%)
MSDI GOG	CONSTRUCTION OF 2NO. SMALL DAMS (TOBOGRU & KUSELE) IN THE NANDOM CONSTITUENCY		437,262.66	437,262.66	100.00%
MSDI GOG	CONSTRUCTION OF DRAINAGE SYSTEM (1200MM CULVERT) AT BONSU BEPOSO ROAD IN THE NKORANZA SOUTH CONSTITUENCY		101,156.00	101,156.00	0.00%
MSDI GOG	CONSTRUCTION OF THEATRE AT KPONE HEALTH CENTRE IN THE KPONE KATAMANSO CONSTITUENCY		31,452.30	31,452.30	100.00%
MSDI GOG	CONSTRUCTION OF 2 NO. SMALL DAMS/DUGOUT AT GADEMA AND ZARING IN THE BUILSA NORTH CONSTITUENCY OF THE UPPER EAST REGION		448,113.60	448,113.60	90.00%
MSDI GOG	CONSTRUCTION OF 3-UNIT CLASSROOM BLOCK WITH OFFICE, STORE, 4-SEATER KVIP AND 2-UNIT OPEN URINAL AT YIBILE IN THE WA CENTRAL CONSTITUENCY		55,228.78	55,228.78	85.00%
MSDI GOG	CONSTRUCTION OF 12 NO. 10-SEATER WATER CLOSET TOILETS WITH MECHANIZED BOREHOLES AND SOLAR PANELS AT SEKONDI, TAKORADI, ESIKADO AND EFFIA CONSTITUENCIES.		214,245.00	214,245.00	50.00%
MSDI GOG	CONSTRUCTION OF 2 NO. SMALL DAMS/DUGOUT AT SAWALIGA AND YINDURE IN THE TALENSI CONSTITUENCY OF THE UPPER EAST REGION		460,787.76	460,787.76	100.00%
MSDI GOG	CONSTRUCTION OF 1 NO. RURAL MARKET WITH STORAGE AND MECHANISED BOREHOLES AT SOE IN THE BONGO CONSTITUENCY		466,252.72	466,252.72	100.00%
MSDI GOG	CONSTRUCTION OF 1 NO. RURAL MARKET WITH STORAGE AND MECHANISED BOREHOLES AT AGORMANYA IN THE LOWER MANYA KROBO CONSTITUENCY		899,375.96	899,375.96	100.00%
MSDI GOG	CONSTRUCTION OF 15 NO. 10-SEATER WATER CLOSET TOILETS WITH MECHANIZED BOREHOLES AND SOLAR PANELS AT BUILSA NORTH AND SOUTH CONSTITUENCIES		1,055,349.82	1,055,349.82	95.00%



MDA	PRIORITY AREA/PROJECT DESCRIPTION	GOODS & SERVICES (in GH¢)	CAPEX (in GH¢)	TOTAL (in GH¢)	STATUS OF IMPLEMENTATION (%)
MSDI GOG	CONSTRUCTION OF 12NO. 10-SEATER WC TOILET WITH SOLAR MECHANISED BOREHOLE IN THE SUAMAN, AOWIN, ELLEMBELLE, EVALUE GWIRA CONSTITUENCIES		180,728.36	180,728.36	85.00%
MSDI GOG	CONSTRUCTION OF 1 NO. RURAL MARKET WITH STORAGE AND MECHANISED BOREHOLES AT RAWLINGS PARK IN THE BEREKUM EAST CONSTITUENCY		250,405.68	250,405.68	100.00%
MSDI GOG	CONSTRUCTION OF 9 NO. COMMUNITY MECHANIZED SOLAR POWERED WATER SYSTEMS AT KWABRE EAST, OFFINSO NORTH AND SOUTH CONSTITUENCIES		358,116.43	358,116.43	43.00%
MSDI GOG	SUPPLY OF 2400 OF AGRO CHEMICALS AT KPAREKPARE AND ITS ENVIRONS IN THE KRACHI-EAST CONSTITUENCY		98,400.00	98,400.00	100.00%
MSDI GOG	CONSTRUCTION OF 2 NO. SMALL DAMS/DUGOUT AT SUSUDI AND NAGANI IN THE TEMPANE CONSTITUENCY OF THE UPPER EAST REGION		444,911.83	444,911.83	90.00%
MSDI GOG	CONSTRUCTION OF 3-UNIT CLASSROOM BLOCK AT ELUODO IN THE TATALE SANGULI CONSTITUENCY		79,551.90	79,551.90	40.00%
MSDI GOG	CONSTRUCTION OF 2 NO. SMALL DAMS/DUGOUT AT ZAWSIS AND BANSI IN THE BINDURI CONSTITUENCY OF THE UPPER EAST REGION		245,805.48	245,805.48	90.00%
MSDI GOG	CONSTRUCTION OF 5 NO. 1000 METRIC TONNES OF GRAIN WAREHOUSES IN THE TEMPANE, BUNKPURUGU, LAMBUSSIE, FUNSI AND TUMU CONSTITUENCIES IN THE NORTHERN ZONES UNDER IPEP		5,720,556.81	5,720,556.81	95.00%
MSDI GOG	CONSULTANCY SERVICES FOR DESIGN, REVIEW AND CONSTRUCTION SUPERVISION OF CONSTITUENCY SPECIFIC PROJECTS ACROSS THE SIX COASTAL REGIONS		4,963,420.85	4,963,420.85	20.00%

MDA	PRIORITY AREA/PROJECT DESCRIPTION	GOODS & SERVICES (in GH¢)	CAPEX (in GH¢)	TOTAL (in GH¢)	STATUS OF IMPLEMENTATION (%)
MSDI GOG	REHABILITATION OF CAPE-COAST TOWN HALL, CAPE-COAST		164,712.77	164,712.77	100.00%
MSDI GOG	REHABILITATION OF JUBILEE PARK FENCE WALL (VICTORIA PARK) TROM, CAPE-COAST		171,951.96	171,951.96	100.00%
MSDI GOG	REHABILITATION OF JUBILEE PARK FENCE WALL (VICTORIA PARK) TROM, CAPE-COAST		183,392.55	183,392.55	100.00%
MSDI GOG	REHABILITATION OF CAPE-COAST TOWN HALL, CAPE-COAST		175,191.04	175,191.04	100.00%
MSDI GOG	CONSTRUCTION AND INSTALLATION OF HAND PUMPS FOR 11NO. BOREHOLES IN THE TEMPANE CONSTITUENCY		152,724.00	152,724.00	98.50%
MSDI GOG	CONSTRUCTION OF 2 NO. SMALL DAMS/DUGOUT AT SANYERI AND GOYIRI IN THE SAWLA-TUNA-KALBA CONSTITUENCY OF THE NORTHERN REGION		236,915.94	236,915.94	90.00%
MSDI GOG	CONSTRUCTION OF 2 NO. SMALL DAMS/DUGOUT AT PAWLUGU AND KPATIA IN THE TALENSI CONSTITUENCY OF THE UPPER EAST REGION		424,922.85	424,922.85	100.00%
MSDI GOG	CONSTRUCTION OF 2 NO. SMALL DAMS/DUGOUT AT SANGA AND KPANE IN THE SAGNARIGU CONSTITUENCY OF THE NORTHERN REGION		68,453.37	68,453.37	90.00%
MSDI GOG	CONSTRUCTION OF 3 NO. MARKET SHED AT JUAPONG IN THE NORTH TONGU CONSTITUENCY		144,528.06	144,528.06	80.00%
MSDI GOG	CONSTRUCTION OF 2 NO. SMALL DAMS/DUGOUT AT DINGA AND ZOSALI IN THE SAVELUGU CONSTITUENCY OF THE NORTHERN REGION		229,829.40	229,829.40	90.00%
MSDI GOG	CONSTRUCTION OF 2 NO. SMALL DAMS/DUGOUT AT DIKPUNG AND TIGLA IN THE SAVELUGU CONSTITUENCY OF THE NORTHERN REGION		147,625.56	147,625.56	90.00%
MSDI GOG	CONSTRUCTION OF 12 NO. COMMUNITY MECHANIZED SOLAR POWERED WATER SYSTEMS AT BINDURI AND PUSIGA CONSTITUENCIES		57,766.91	57,766.91	80.00%

MDA	PRIORITY AREA/PROJECT DESCRIPTION	GOODS & SERVICES (in GH¢)	CAPEX (in GH¢)	TOTAL (in GH¢)	STATUS OF IMPLEMENTATION (%)
MSDI GOG	CONSTRUCTION OF 2 NO. SMALL DAMS/DUGOUT AT KOLPIENGO AND MISSIGA IN THE BAWKU CENTRAL CONSTITUENCY OF THE UPPER EAST REGION		241,056.99	241,056.99	90.00%
MSDI GOG	CONSTRUCTION OF 12 NO. 10-SEATER WATER CLOSET TOILETS WITH MECHANIZED BOREHOLES AND SOLAR PANELS AT SALAGA NORTH, SOUTH AND GUSHIEGU CONSTITUENCIES		506,882.87	506,882.87	85.00%
MSDI GOG	CONSTRUCTION OF FUNERAL GROUNDS AND SUPPLY OF BUILDING MATERIALS TO FIVE (5) OTHER COMMUNITIES IN THE ASIKUMA ODOBEN BRAKWA CONSTITUENCY		109,340.69	109,340.69	60.00%
MSDI GOG	SUPPLY AND DELIVERY OF 400 NO. DUAL DESKS TO BAPELA AND BUUGU PRIMARY SCHOOLS IN THE TALENSI CONSTITUENCY		142,049.15	142,049.15	100.00%
MSDI GOG	CONSTRUCTION AND INSTALLATION OF HAND PUMPS FOR BOREHOLES IN THE TEMPANE CONSTITUENCY		133,836.00	133,836.00	75.00%
MSDI GOG	SUPPLY OF ADJUSTABLE HOSPITAL DETENTION BEDS		159,271.20	159,271.20	100.00%
MSDI GOG	CONSTRUCTION OF 0.45M U-DRAIN ALONG ADOTE OBOUR LOOP IN THE ABLEKUMA CENTRAL CONSTITUENCY		187,797.97	187,797.97	100.00%
MSDI GOG	CONSTRUCTION OF 2 NO. SMALL DAMS/DUGOUT AT HAIN AND ULLOLLO GOZU IN THE JIRAPA CONSTITUENCY OF THE UPPER EAST REGION		249,426.00	249,426.00	50.00%
MSDI GOG	SUPPLY OF MEDICAL EQUIPMENT AT KPANDO MUNICIPAL ASSEMBLY AT KPANDO CONSTITUENCY		99,000.00	99,000.00	100.00%
MSDI GOG	CONSTRUCTION OF 1NO. 3-UNIT CLASSROOM BLOCK WITH ANCILLARY FACILITY FOR AFRICAN FAITH PRIMARY SCHOOL AT NSOATRE IN THE SUNYANI WEST CONSTITUENCY		28,204.20	28,204.20	80.00%

MDA	PRIORITY AREA/PROJECT DESCRIPTION	GOODS & SERVICES (in GH¢)	CAPEX (in GH¢)	TOTAL (in GH¢)	STATUS OF IMPLEMENTATION (%)
MSDI GOG	CONSTRUCTION AND LOGISTICS LTD FOR THE CONSTRUCTION OF U-DRAINS, ANCILLARY WORKS AND PAVEMENT AT AWUTU BREKU DURBAR GROUNDS IN THE AWUTU SENYA WEST CONSTITUENCY		190,000.00	190,000.00	70.00%
MSDI GOG	CONSTRUCTION OF PAVEMENT AND U-DRAINS AT SENYA BREKU LORRY PARK (PHASE) IN THE AWUTU SENYA WEST CONSTITUENCY		142,433.50	142,433.50	70.00%
MSDI GOG	SUPPLY OF 40NO. COMPUTERS & 2NO. AIR CONDITIONERS AT KPASSA IN THE NKWANTA NORTH CONSTITUENCY		193,563.40	193,563.40	100.00%
MSDI GOG	SUPPLY OF MEDICAL EQUIPMENT AT KPANDO H/C AND SOVIE CLINIC IN THE KPANDO CONSTITUENCY		99,000.00	99,000.00	100.00%
MSDI GOG	CONSTRUCTION OF 10 NO. 1000 METRIC TONNES OF GRAIN WAREHOUSES IN THE MIDDLE ZONE DISTRICTS UNDER IPEP IN BRONG AHAFO, ASHANTI AND EASTERN REGIONS		2,787,600.53	2,787,600.53	68.00%
MSDI GOG	CONSTRUCTION OF FENCE WALL PHASE 2 AT LAWRA GOVERNMENT HOSPITAL		134,180.73	134,180.73	20.00%
MSDI GOG	CONSTRUCTION OF 1 NO. 2-UNIT CLASSROOM BLOCK WITH OFFICE, STORE AND 1 NO. 2-SEATER WATER CLOSET TOILET AT SOMANYA IN THE YILO KROBO CONSTITUENCY		75,359.14	75,359.14	40.00%
MSDI GOG	CONSTRUCTION OF 1 NO. CLINIC WITH DOCTORS' RESIDENCE AND ANCILLARY FACILITIES AT FUMSUA IN THE SEKYERE AFFRAM PLAINS CONSTITUENCY		375,808.70	375,808.70	100.00%
MSDI GOG	CONSTRUCTION OF 2-UNIT SHEDS AT WOE MARKET IN THE ANLOGA CONSTITUENCY.		133,598.94	133,598.94	90.00%
MSDI GOG	CONSTRUCTION OF 3-UNIT CLASSROOM BLOCK AT GBANKO IN THE NADOWLI-KALEO CONSTITUENCY		21,082.75	21,082.75	100.00%

MDA	PRIORITY AREA/PROJECT DESCRIPTION	GOODS & SERVICES (in GH¢)	CAPEX (in GH¢)	TOTAL (in GH¢)	STATUS OF IMPLEMENTATION (%)
MSDI GOG	REHABILITATION OF DROBONSO-GYEDUAKO FEEDER ROAD (PHASE 3 - 6.00-9.6 KM IN THE SEKYERE AFFRAM PLAINS CONSTITUENCY		88,864.20	88,864.20	0.00%
MSDI GOG	CONSTRUCTION OF 10-SEATER WATER CLOSET TOILET AT NATRIKU IN THE SHAI-OSUDOKU CONSTITUENCY		23,165.10	23,165.10	100.00%
MSDI GOG	CONSTRUCTION OF 12 NO. 10-SEATER WATER CLOSET TOILETS WITH MECHANIZED BOREHOLES AND SOLAR PANELS AT AMENFI WEST AND CENTRAL CONSTITUENCIES		159,092.07	159,092.07	85.00%
MSDI GOG	CONSTRUCTION OF 1 NO. CLINIC WITH DOCTORS' RESIDENCE AND ANCILLARY FACILITIES AT ODUMASE IN THE ASANTE AKYEM CENTRAL CONSTITUENCY		603,348.63	603,348.63	100.00%
MSDI GOG	INCEPTION AND DESIGN REPORT (40% OF CONTRACT SUM) FOR THE DESIGN OF CONSTRUCTION SUPERVISION OF MARKET COMPLEX AT DOME		400,000.01	400,000.01	65.00%
MSDI GOG	CONSTRUCTION OF POLICE STATION AT BANTAMA IN THE BANTAMA CONSTITUENCY		90,931.15	90,931.15	40.00%
MSDI GOG	CONSTRUCTION OF STEEL FOOTBRIDGE OVER OFFIN RIVER IN THE ATWIMA NWABIAGYA NORTH CONSTITUENCY		137,054.19	137,054.19	80.00%
MSDI GOG	CONSTRUCTION OF 1.50M X 1.50M STORM DRAIN (PHASE 2) AT OLD TOWN IN THE AKIM ODA CONSTITUENCY		189,993.94	189,993.94	68.00%
MSDI GOG	CONSTRUCTION OF 12-SEATER VAULT CHAMBER TOILET AT ST. PETER'S S.H.S NKWATIA IN THE ABETIFI CONSTITUENCY		130,675.68	130,675.68	100.00%
MSDI GOG	CONSTRUCTION OF 9NO. 10-SEATER WC TOILET WITH SOLAR MECHANISED BOREHOLE IN THE CENTRAL TONGU, SOUTH TONGU, NORTH TONGU CONSTITUENCIES		541,829.52	541,829.52	100.00%

MDA	PRIORITY AREA/PROJECT DESCRIPTION	GOODS & SERVICES (in GH¢)	CAPEX (in GH¢)	TOTAL (in GH¢)	STATUS OF IMPLEMENTATION (%)
MSDI GOG	CONSTRUCTION OF 3-UNIT CLASSROOM BLOCK WITH OFFICE, STORE, 4-SEATER KVIP AND 2-UNIT OPEN URINAL AT KONJIAHI IN THE WA MUNICIPAL		39,189.69	39,189.69	100.00%
MSDI GOG	CONSTRUCTION OF 2 NO. SMALL DAMS/DUGOUT AT LIFUR AND NNABONI IN THE SABOBA CONSTITUENCY OF THE NORTHERN REGION		475,825.99	475,825.99	100.00%
MSDI GOG	CONSTRUCTION OF 2 NO. SMALL DAMS/DUGOUT AT ZUA AND DABORE IN THE BABDAM CONSTITUENCY OF THE UPPER EAST REGION		430,379.19	430,379.19	90.00%
MSDI GOG	CONSTRUCTION OF 2 NO. SMALL DAMS/DUGOUT AT ANATEEM AND AGUSI IN THE BOLGA CENTRAL CONSTITUENCY OF THE UPPER EAST REGION		454,221.72	454,221.72	90.00%
MSDI GOG	CONSTRUCTION OF 2 NO. SMALL DAMS/DUGOUT AT WANJUGA AND KABILANI IN THE CHEREPONI CONSTITUENCY OF THE NORTHERN REGION		444,529.80	444,529.80	100.00%
MSDI GOG	CONSTRUCTION OF 1 NO. CLINIC WITH DOCTORS' RESIDENCE AND ANCILLARY FACILITIES AT DEDESUA IN THE BOSOMTWI CONSTITUENCY		298,245.34	298,245.34	80.00%
MSDI GOG	CONSTRUCTION OF 2 NO. SMALL DAMS/DUGOUT AT CHAMA AND TULOWE IN THE YAPEI KUSAWGU CONSTITUENCY OF THE NORTHERN REGION		382,484.70	382,484.70	90.00%
MSDI GOG	CONSTRUCTION OF 2 NO. SMALL DAMS/DUGOUT AT KOMAKA AND ZONGOYIRE IN THE ZEBILLA CONSTITUENCY OF THE UPPER EAST REGION		445,316.54	445,316.54	100.00%
MSDI GOG	REHABILITATION OF DROBOSO-GYEDUAKO FEEDER ROAD (PHASE 1 - KM 0.00-3.00) IN THE SEKYERE AFRAM PLAINS CONSTITUENCY		131,828.40	131,828.40	0.00%
MSDI GOG	(400) METAL/WOOD DUAL DESKS FOR BASIC SCHOOLS AT CHIANA IN CHIANA PAGA CONSTITUENCY		195,000.00	195,000.00	100.00%

MDA	PRIORITY AREA/PROJECT DESCRIPTION	GOODS & SERVICES (in GH¢)	CAPEX (in GH¢)	TOTAL (in GH¢)	STATUS OF IMPLEMENTATION (%)
MSDI GOG	CONSTRUCTION OF 2NO. DURBAR GROUNDS AT MEPOM & NYANOAH IN THE UPPER WEST AKIM CONSTITUENCY		157,088.38	157,088.38	60.00%
MSDI GOG	CONSTRUCTION OF 2-UNIT SHED AT KEYIME MARKET IN THE AGOTIME ZIOPE CONSTITUENCY		133,598.94	133,598.94	15.00%
MSDI GOG	CONSTRUCTION OF 2 NO. SMALL DAMS/DUGOUT AT NABAU AND BINKURA IN THE BUNKPURUGU CONSTITUENCY OF THE NORTHERN REGION		242,678.34	242,678.34	90.00%
MSDI GOG	CONSTRUCTION OF 2 NO. SMALL DAMS/DUGOUT AT NABAU AND BINKURA IN THE BUNKPURUGU CONSTITUENCY OF THE NORTHERN REGION		66,195.00	66,195.00	90.00%
MSDI GOG	CONSTRUCTION OF 2 NO. SMALL DAMS/DUGOUT AT SUKPEMBUDU AND NAWIEKU IN THE CHEREPONI CONSTITUENCY OF THE NORTHERN REGION		489,550.95	489,550.95	100.00%
MSDI GOG	SUPPLY AND LAYING OF ASTRO TURF FOR SPORTS AND FITNESS CENTRE AT NUNGUA IN THE KROWOR CONSTITUENCY		100,795.50	100,795.50	55.00%
MSDI GOG	CONSTRUCTION OF 2 NO. SMALL DAMS/DUGOUT AT BINDA AND SAKPE IN THE WULENSI CONSTITUENCY OF THE NORTHERN REGION		249,106.50	249,106.50	100.00%
MSDI GOG	CONSTRUCTION OF 2 NO. SMALL DAMS/DUGOUT AT POYAMIRE AND NAYOKO NO. 1 IN THE BINDURI CONSTITUENCY OF THE UPPER EAST REGION		414,574.59	414,574.59	90.00%
MSDI GOG	CONSULTANCY SERVICE FEES FOR CONSTRUCTION SUPERVISION OF CONSTITUENCY SPECIFIC NEEDS PROJECTS IN THE COASTAL DEVELOPMENT ZONE		1,528,561.11	1,528,561.11	73.00%
MSDI GOG	CONSTRUCTION OF CONCRETE PAVING ROADS AT ENO MIREKU ROAD IN THE OKAIKWEI CENTRAL CONSTITUENCY		146,681.41	146,681.41	100.00%
MSDI GOG	CONSTRUCTION OF 1 NO. RURAL MARKET WITH STORAGE AND MECHANISED BOREHOLES AT ASUMURA IN THE ASUNAFO NORTH CONSTITUENCY		269,544.46	269,544.46	100.00%

MDA	PRIORITY AREA/PROJECT DESCRIPTION	GOODS & SERVICES (in GH¢)	CAPEX (in GH¢)	TOTAL (in GH¢)	STATUS OF IMPLEMENTATION (%)
MSDI GOG	CONSTRUCTION OF 2-UNIT SHEDS AT ANLOGA MARKET IN THE ANLOGA CONSTITUENCY		148,226.03	148,226.03	90.00%
MSDI GOG	CONSTRUCTION OF 1 NO. RURAL MARKET WITH STORAGE AND MECHANISED BOREHOLES AT MANKESSIM IN MFANTSIMAN CONSTITUENCY		379,394.12	379,394.12	100.00%
MSDI GOG	CONSTRUCTION OF 3-UNIT CLASSROOM BLOCK WITH ANCILLARY FACILITIES AT ATIALEVE IN THE JUABOSO CONSTITUENCY		54,904.05	54,904.05	50.00%
MSDI GOG	CONSTRUCTION OF KERBS AND PAVING OF YIADOM BOAKYE MARKET AT BEREKUM IN THE BEREKUM EAST CONSTITUENCY		16,661.57	16,661.57	100.00%
MSDI GOG	CONSTRUCTION OF KERBS AND PAVING OF CASSAVA AREA-THURSDAY MARKET AT BEREKUM (PHASE 1) IN THE BEREKUM EAST CONSTITUENCY		16,656.72	16,656.72	100.00%
MSDI GOG	CONSTRUCTION OF KERBS AND PAVING OF NIGHT MARKET AT BEREKUM IN THE BEREKUM EAST CONSTITUENCY		16,661.57	16,661.57	100.00%
MSDI GOG	CONSTRUCTION OF LIBRARY AT EJURA IN THE EJURA CONSTITUENCY		86,325.30	86,325.30	20.00%
MSDI GOG	CONSTRUCTION OF 12 NO. COMMUNITY MECHANIZED SOLAR POWERED WATER SYSTEMS AT GARU AND TEMPANE CONSTITUENCIES		123,550.65	123,550.65	30.00%
MSDI GOG	CONSTRUCTION OF 1 NO. CHPS COMPOUND AT ADUKROM IN THE AFRAMPLAINS NORTH CONSTITUENCY		62,902.80	62,902.80	36.00%
MSDI GOG	CONSTRUCTION OF 1 NO. 2-STOREY BEDROOM NURSES QUARTERS AT BREMAN WEST SDA HOSPITAL IN THE SUAME CONSTITUENCY		161,347.73	161,347.73	100.00%
MSDI GOG	CONSTRUCTION OF 1 NO. 8-SEATER WATER CLOSETS FACILITY AT DZABLETEY IN THE SHAL-OSUDOKU CONSTITUENCY		155,626.63	155,626.63	100.00%



MDA	PRIORITY AREA/PROJECT DESCRIPTION	GOODS & SERVICES (in GH¢)	CAPEX (in GH¢)	TOTAL (in GH¢)	STATUS OF IMPLEMENTATION (%)
MSDI GOG	DRILLING OF MECHANISED BOREHOLE, CONSTRUCTION OF OVERHEAD TANK AND INSTALLATION OF PIPE WORKS AT ADIESO IN THE UPPER WEST AKIM CONSTITUENCY		76,476.96	76,476.96	78.00%
MSDI GOG	SUPPLY OF TEACHERS TABLES, CHAIRS AND CONSTRUCTION OF PIPE CULVERT AT OBENG-YAW ASARE IN THE UPPER WEST AKIM CONSTITUENCY		44,999.98	44,999.98	30.00%
MSDI GOG	CONSTRUCTION OF 1 NO. RURAL MARKET WITH STORAGE AND MECHANISED BOREHOLES AT ESSUHYIA/OTUAM IN EKUMFI CONSTITUENCY		433,983.02	433,983.02	100.00%
MSDI GOG	CONSTRUCTION OF 1 NO. CLINIC WITH DOCTOR'S RESIDENCE AND ANCILLARY FACILITIES AT OSENEGYA IN THE ATIMOKWA CONSTITUENCY.		525,197.81	525,197.81	100.00%
MSDI GOG	CONSTRUCTION, DEVELOPMENT AND MECHANIZATION OF 3 NO. BOREHOLES AT KONA, DAWU/TABRE AND AGONA SDA JHS IN THE AFIGYA SEKYERE EAST CONSTITUENCY		142,500.00	142,500.00	30.00%
MSDI GOG	9 NO. OFFICIAL VEHICLES FOR THE MINISTRY		3,267,999.45	3,267,999.45	100.00%
MSDI GOG	DRILLING AND MECHANISATION OF BOREHOLES AT YIBILE IN THE WA EAST CONSTITUENCY		112,432.32	112,432.32	100.00%
MSDI GOG	CONSTRUCTION OF 2 NO. SMALL DAMS (ZANSILIBUIGA & TERA VAGO) IN THE TEMPANE CONSTITUENCY		190,378.98	190,378.98	80.00%
MSDI GOG	REHABILITATION OF TAMALE METRO HEALTH DIRECTORATE FOR TAMALE METROPOLITAN ASSEMBLY IN THE TAMALE CENTRAL CONSTITUENCY		85,793.53	85,793.53	100.00%
MSDI GOG	CONSTRUCTION OF 3-UNIT CLASSROOM BLOCK WITH ANCILLARY FACILITIES AT GARU PRIMARY SCH. IN THE GARU CONSTITUENCY		77,119.38	77,119.38	50.00%

MDA	PRIORITY AREA/PROJECT DESCRIPTION	GOODS & SERVICES (in GH¢)	CAPEX (in GH¢)	TOTAL (in GH¢)	STATUS OF IMPLEMENTATION (%)
MSDI GOG	DRILLING AND CONSTRUCTION OF 5 NO. BOREHOLES AT AMENASO, KAWOTRIHWE NO.2, ATOBIASE, AGRAVIE AND ABOABO NO.3 IN THE NEW EDUBIASE CONSTITUENCY		95,000.00	95,000.00	30.00%
MSDI GOG	CONSTRUCTION OF 2 NO. SMALL DAMS/DUGOUT AT SANGULI AND JAGRIJAGRINDO IN THE SABOBA CONSTITUENCY OF THE NORTHERN REGION		447,891.30	447,891.30	90.00%
MSDI GOG	CONSTRUCTION OF 2 NO. SMALL DAMS/DUGOUT AT MANTANA AND SAMBIK IN THE YUNYOO CONSTITUENCY OF THE NORTHERN REGION		257,175.00	257,175.00	90.00%
MSDI GOG	CONSTRUCTION OF 10 NO. 1000 METRIC TONNES OF GRAIN WAREHOUSES IN THE COASTAL ZONE DISTRICTS		2,354,099.19	2,354,099.19	98.00%
MSDI GOG	CONSTRUCTION OF 12 NO. 10-SEATER WATER CLOSET TOILETS WITH MECHANIZED BOREHOLES AND SOLAR PANELS AT AKIM ABUAKWA SOUTH, LOWER AND UPPER WEST AKIM CONSTITUENCIES		414,694.49	414,694.49	45.00%
MSDI GOG	CONSTRUCTION OF 19 NO. 10-SEATER WATER CLOSET TOILETS WITH MECHANIZED BOREHOLES AND SOLAR PANELS AT AWUTU SENYA EAST, WEST AND MFANTSIMAN CONSTITUENCIES		547,098.57	547,098.57	16.00%
MSDI GOG	SUPPLY OF HOSPITAL EQUIPMENT FOR ATONSU AGOGO HOSPITAL IN THE ASOKWA CONSTITUENCIES		5,019.03	5,019.03	100.00%
MSDI GOG	CONSTRUCTION OF 15 NO. SOLAR POWERED COMMUNITY WATER SUPPLY SYSTEMS IN THE NANDOM AND LAWRA CONSTITUENCIES OF UPPER WEST REGION.		478,535.35	478,535.35	40.00%
MSDI GOG	CONSTRUCTION OF 1 NO. CONCRETE WATER OVERHEAD TANK AND 1 NO. BOREHOLE AT ST. ANNE'S ANGLICAN JHS AT ASH TOWN IN THE MANHYIA SOUTH CONSTITUENCY		33,728.85	33,728.85	30.00%

MDA	PRIORITY AREA/PROJECT DESCRIPTION	GOODS & SERVICES (in GH¢)	CAPEX (in GH¢)	TOTAL (in GH¢)	STATUS OF IMPLEMENTATION (%)
MSDI GOG	CONSTRUCTION OF 1 NO. 3-UNIT CLASSROOM BLOCK AT AGONA ASAFO AEDA JHS IN THE AGONA EAST CONSTITUENCY		109,395.00	109,395.00	30.00%
MSDI GOG	CONSTRUCTION OF 12 NO. 10-SEATER WATER CLOSET TOILETS WITH MECHANIZED BOREHOLES AND SOLAR PANELS AT ASHAIMAN, NINGO PRAMPRAM, TEAMA EAST AND CENTRAL CONSTITUENCIES		229,194.12	229,194.12	83.00%
MSDI GOG	CONSTRUCTION OF 1.50M X 1.50M STORM DRAIN (PHASE 3) AT OLD TOWN IN THE AKIM ODA CONSTITUENCY		94,060.84	94,060.84	68.00%
MSDI GOG	CONSTRUCTION OF 3-UNIT CLASSROOM BLOCK AT MOTIGU IN THE WA EAST CONSTITUENCY		85,919.75	85,919.75	35.00%
MSDI GOG	CONSTRUCTION OF 6NO. BOREHOLES AT SUMBRUNGU POLICE STATION, TINDONSOBLIGO, DORONGO, ANATEEM, NYARIGA AND GUMBISI IN THE BOLGA MUNICIPALITY		146,250.00	146,250.00	65.00%
MSDI GOG	CONSTRUCTION OF 2 NO. SMALL DAMS/DUGOUT AT MANYINI AND SAMBU IN THE MION CONSTITUENCY OF THE NORTHERN REGION		368,421.80	368,421.80	90.00%
MSDI GOG	CONSTRUCTION OF U-DRAIN AT NEW TAKORADI COMMUNITY IN THE TAKORADI CONSTITUENCY		4,680.87	4,680.87	40.00%
MSDI GOG	CONSTRUCTION OF 2-STOREY POLICE STATION AT DOMPOASE-KUMASI IN THE ASOKWA CONSTITUENCY		170,725.50	170,725.50	30.00%
MSDI GOG	CONSTRUCTION OF 1 NO. CLINIC WITH DOCTOR'S RESIDENCE AND ANCILLARY FACILITIES AT ZUARUNGU IN THE BOLGA EAST CONSTITUENCY		433,393.87	433,393.87	100.00%
MSDI GOG	CONSTRUCTION OF 12NO. 10 W/C AT BINDURI AND PUSIGA CONSTITUENCIES		496,353.40	496,353.40	96.00%

MDA	PRIORITY AREA/PROJECT DESCRIPTION	GOODS & SERVICES (in GH¢)	CAPEX (in GH¢)	TOTAL (in GH¢)	STATUS OF IMPLEMENTATION (%)
MSDI GOG	CONSTRUCTION OF 1 NO. CLINIC WITH DOCTORS' RESIDENCE AND ANCILLARY FACILITIES AT ADANSI ASOKWA HEALTH CENTER IN THE ADANSI ASOKWA CONSTITUENCY		508,346.50	508,346.50	100.00%
MSDI GOG	CONSTRUCTION OF 18 NO. 10-SEATER WATER CLOSET TOILETS WITH MECHANIZED BOREHOLES AND SOLAR PANELS AT CAPE COAST NORTH, SOUTH AND KEEA CONSTITUENCIES		3,058,859.70	3,058,859.70	33.00%
MSDI GOG	CONSTRUCTION OF 19 NO. 10-SEATER WATER CLOSET TOILETS WITH MECHANIZED BOREHOLES AND SOLAR PANELS AT AWUTU SENYA EAST, WEST AND MFANTSIMAN CONSTITUENCIES		3,051,056.54	3,051,056.54	16.00%
MSDI GOG	CONSTRUCTION OF 10-SEATER WATER CLOSET TOILET AND 1 NO. BOREHOLE AT CPC ELECTORAL AREA IN THE MANHYIA SOUTH CONSTITUENCY		130,750.03	130,750.03	30.00%
MSDI GOG	CONSTRUCTION OF 10-SEATER W/C TOILET FACILITY AT ASAWASE IN THE ASAWASE CONSTITUENCY		55,958.40	55,958.40	30.00%
MSDI GOG	CONSTRUCTION OF 12NO. 10-SEATER WC TOILET WITH SOLAR MECHANISED BOREHOLE IN THE SUAMAN, AOWIN, ELLEMBELLE, EVALUE GWIRA CONSTITUENCIES		349,263.25	349,263.25	33.00%
MSDI GOG	CONSTRUCTION OF 2 NO. SMALL DAMS/DUGOUT AT SAKAI AND LILIXIA IN THE SISSALA EAST CONSTITUENCY OF THE UPPER WEST REGION		125,667.00	125,667.00	90.00%
MSDI GOG	CONSTRUCTION OF 2 NO. SMALL DAMS/DUGOUT AT TABEASE AND DINASO IN THE WA CENTRAL CONSTITUENCY OF THE UPPER WEST REGION		239,266.50	239,266.50	90.00%
MSDI GOG	CONSTRUCTION OF 18 NO. 10-SEATER WATER CLOSET TOILETS WITH MECHANIZED BOREHOLES AND SOLAR PANELS AT BOLGA EAST, WEST AND BONGO CONSTITUENCIES		1,612,445.12	1,612,445.12	100.00%

MDA	PRIORITY AREA/PROJECT DESCRIPTION	GOODS & SERVICES (in GH¢)	CAPEX (in GH¢)	TOTAL (in GH¢)	STATUS OF IMPLEMENTATION (%)
MSDI GOG	CONSTRUCTION OF 1 NO. RURAL MARKET WITH STORAGE AND MECHANISED BOREHOLES AT WIOSO IN THE AHAFO ANO SOUTH WEST CONSTITUENCY		468,531.22	468,531.22	100.00%
MSDI GOG	CONSTRUCTION OF 2 NO. SMALL DAMS/DUGOUT AT PIGU AND TOOTENYILI IN THE SAVELUGU CONSTITUENCY OF THE NORTHERN REGION		234,859.05	234,859.05	90.00%
MSDI GOG	CONSTRUCTION OF 12 NO. 10-SEATER WATER CLOSET TOILETS WITH MECHANIZED BOREHOLES AND SOLAR PANELS AT BUILSA NORTH AND SOUTH CONSTITUENCIES		433,638.80	433,638.80	95.00%
MSDI GOG	CONSTRUCTION OF 1 NO. RURAL MARKET WITH STORAGE AND MECHANISED BOREHOLES AT KPATINGA IN THE GUSHEIGU CONSTITUENCY		406,240.12	406,240.12	100.00%
MSDI GOG	CONSTRUCTION OF 1 NO. 2-UNIT KINDERGARTEN BLOCK WITH ANCILLARY FACILITIES AT APEMKA IN THE LOWER MANYA KROBO CONSTITUENCY		95,581.38	95,581.38	78.00%
MSDI GOG	CONSTRUCTION OF 12 NO. 10-SEATER WATER CLOSET TOILETS WITH MECHANIZED BOREHOLES AND SOLAR PANELS AT ATWIMA NKWANWOMA, MPONUA, NMWABEGYA NORTH AND SOUTH CONSTITUENCIES		601,807.66	601,807.66	65.00%
MSDI GOG	CONSTRUCTION OF 1 NO. RURAL MARKET WITH STORAGE AND MECHANISED BOREHOLES AT TEPA IN THE AHAFO ANO NORTH CONSTITUENCY		391,077.00	391,077.00	75.00%
MSDI GOG	CONSTRUCTION OF 12 NO. 10-SEATER WATER CLOSET TOILETS WITH MECHANIZED BOREHOLES AND SOLAR PANELS AT WA EAST AND WEST CONSTITUENCIES		218,203.02	218,203.02	73.00%
MSDI GOG	CONSTRUCTION OF STORAGE FACILITY AND 6-SEATER TOILET AT THE FORECOURT OF CAPE COAST MUNICIPAL ASSEMBLY AT KOTOKURABA IN THE CAPE COAST SOUTH CONSTITUENCY.		80,745.31	80,745.31	30.00%

MDA	PRIORITY AREA/PROJECT DESCRIPTION	GOODS & SERVICES (in GH¢)	CAPEX (in GH¢)	TOTAL (in GH¢)	STATUS OF IMPLEMENTATION (%)
MSDI GOG	CONSTRUCTION OF FENCE WALL, CONCRETE PAVEMENT AND STREET LIGHT AT THE FRONTAGE OF CCMA AT KOTOKURABA IN THE CAPE COAST SOUTH CONSTITUENCY.		124,975.00	124,975.00	30.00%
MSDI GOG	CONSTRUCTION OF 1 NO. RURAL MARKET WITH STORAGE AND MECHANISED BOREHOLES AT KWASO IN THE EJISU CONSTITUENCY		890,889.66	890,889.66	100.00%
MSDI GOG	REHABILITATION OF NABUGU ROAD LINK IN THE YENDI CONSTITUENCY		191,080.55	191,080.55	80.00%
MSDI GOG	CONSTRUCTION OF 1 NO. DOUBLE 2M X 2M BOX CULVERT, 1 NO. 1.8M X 1.8 M AND 1.2M X 1.2MU-CULVERTS ON GRIDCO/PAANSIYA LINK IN THE YENDI CONSTITUENCY		534,650.49	534,650.49	100.00%
MSDI GOG	CONSTRUCTION OF 2 NO. SMALL DAMS (GBAL & LIERO) IN THE SISSALA WEST CONSTITUENCY		464,535.45	464,535.45	15.00%
MSDI GOG	CONSTRUCTION OF FOUNDATION AND ABUTMENT WALLS OF 2/3M X 3M BOX CULVERT ON BATERIGU-BOAGURI-BADILUNG FEEDER ROAD (7.20 KM) IN BUNKPURUGU CONSTITUENCY		153,445.50	153,445.50	100.00%
MSDI GOG	CONSTRUCTION OF 12NO. SOLAR-POWERED COMMUNITY WATER SUPPLY SYSTEMS AT SALAGA NORTH, SALAGA SOUTH AND GUSHEGU CONSTITUENCIES		267,975.08	267,975.08	35.00%
MSDI GOG	CONSTRUCTION OF 1 NO. CLINIC WITH DOCTORS' RESIDENCE AND ANCILLARY FACILITIES AT AKWELEY IN THE AWUTU SENYA EAST CONSTITUENCY.		557,007.41	557,007.41	100.00%
MSDI GOG	SUPPLY OF 10,000 NO. HOSPITAL BEDS AND ACCESSORIES APPROVED DOCUMENTS		29,610,532.70	29,610,532.70	100.00%
MSDI GOG	CONSTRUCTION OF 2 NO. SMALL DAMS/DUGOUT AT KINKANGO AND COMU GBEERO IN THE BUNKPURUGU CONSTITUENCY OF THE NORTHERN REGION		439,382.02	439,382.02	100.00%

MDA	PRIORITY AREA/PROJECT DESCRIPTION	GOODS & SERVICES (in GH¢)	CAPEX (in GH¢)	TOTAL (in GH¢)	STATUS OF IMPLEMENTATION (%)
MSDI GOG	CONSTRUCTION OF 15 NO. 10-SEATER WATER CLOSET TOILETS WITH MECHANIZED BOREHOLES AND SOLAR PANELS AT UPPER DENKYIRA EAST, WEST AND HEMAN LOWER DENKYIRA CONSTITUENCIES		200,390.13	200,390.13	50.00%
MSDI GOG	CONSTRUCTION OF 1 NO. RURAL MARKET WITH STORAGE AND MECHANISED BOREHOLES AT KUMDI IN THE KPANDAI CONSTITUENCY		355,852.68	355,852.68	100.00%
MSDI GOG	1NO.2 UNIT CLASSROOM BLOCK		186,659.47	186,659.47	50%
MSDI GOG	CONSTRUCTION OF 2KM ROAD, DRAINAGE AND 6 CLASSROOM BUILDING IN KASOA IN THE AWUTU SENYA EAST CONSTITUENCY IN THE CENTRAL REGION		2,231,800.52	2,231,800.52	0.00%
MSDI GOG	CONSTRUCTION OF 12 NO. 10-SEATER WATER CLOSET TOILETS WITH MECHANIZED BOREHOLES AND SOLAR PANELS AT UPPER AND LOWER MANYA KROBO, YILO KROBO AND OFOASE AYERIBI CONSTITUENCIES		682,002.73	682,002.73	83.00%
MSDI GOG	SPOT IMPROVEMENT AND REHABILITATION OF A BROKEN BOX CULVERT AT KUMDI-WIESA-BISANDO ROAD IN THE KPANDAI CONSTITUENCY		938,049.85	938,049.85	100.00%
MSDI GOG	CONSTRUCTION OF 2-UNIT KINDERGARTEN BLOCK WITH ANCILLARY FACILITIES AT AHWERASE IN THE AKUAPEM SOUTH CONSTITUENCY		41,303.12	41,303.12	100.00%
MSDI GOG	CONSTRUCTION OF 12 NO. 10-SEATER WATER CLOSET TOILETS WITH MECHANIZED BOREHOLES AND SOLAR PANELS AT YAGABA-KUBORI, MION AND YENDI CONSTITUENCIES		408,457.31	408,457.31	74.00%
MSDI GOG	CONSTRUCTION OF 1 NO. RURAL MARKET WITH STORAGE AND MECHANISED BOREHOLES AT ASEMPANAYE IN THE OFFINSO NORTH CONSTITUENCY		459,892.65	459,892.65	100.00%

MDA	PRIORITY AREA/PROJECT DESCRIPTION	GOODS & SERVICES (in GH¢)	CAPEX (in GH¢)	TOTAL (in GH¢)	STATUS OF IMPLEMENTATION (%)
MSDI GOG	CONSTRUCTION OF 1 NO. CLINIC WITH ANCILLARY FACILITIES AT POANO IN THE BEKWAI CONSTITUENCY		313,562.82	313,562.82	90.00%
MSDI GOG	CONSTRUCTION OF 1 NO. 10-SEATER WATER CLOSET TOILETS AT POMAADZE IN THE GOMOA CENTRAL CONSTITUENCY		68,698.40	68,698.40	30.00%
MSDI GOG	CONSTRUCTION OF 1 NO. 10-SEATER WATER CLOSET TOILETS AT GOMOA EKWAMKROM IN THE GOMOA CENTRAL CONSTITUENCY		62,337.11	62,337.11	30.00%
MSDI GOG	CONSTRUCTION OF 1 NO. 10-SEATER WATER CLOSET TOILETS AT GOMOA ABONYI IN THE GOMOA CENTRAL CONSTITUENCY		62,307.15	62,307.15	30.00%
MSDI GOG	CONSTRUCTION OF 2 NO. SMALL DAMS (KPAYAASI & KANOO KURA) IN THE WULENSI CONSTITUENCY		219,342.53	219,342.53	50.00%
MSDI GOG	CONSTRUCTION OF 7 NO. 10-SEATER WATER CLOSET TOILETS WITH MECHANIZED BOREHOLES AND SOLAR PANELS AT SEKONDI, TAKORADI, ESIKADO AND EFFIA CONSTITUENCIES		367,813.35	367,813.35	50.00%
MSDI GOG	CONSTRUCTION OF 2 NO. SMALL DAMS (CHANSA & GBEDEMBILISI CENTRAL) IN THE BUILSA SOUTH CONSTITUENCY		440,074.87	440,074.87	90.00%
MSDI GOG	CONSTRUCTION OF 12 NO. SOLAR POWERED COMMUNITY WATER SUPPLY SYSTEMS IN THE BIMBILLA, WULENSI & KPANDAI CONSTITUENCIES OF THE NORTHERN REGION.		406,440.67	406,440.67	100.00%
MSDI GOG	CONSTRUCTION OF 2 NO. SMALL DAMS (KATAA & FUNSI) IN THE WA EAST CONSTITUENCY		440,785.89	440,785.89	90.00%
MSDI GOG	CONSTRUCTION GHANA LTD FOR THE CONSTRUCTION OF 2 NO. SMALL DAMS (KONSOGO & SAPELIGA) IN THE ZEBILLA CONSTITUENCY		436,820.11	436,820.11	60.00%
MSDI GOG	SUPPLY OF HOSPITAL EQUIPMENT		79,394.99	79,394.99	65.00%



MDA	PRIORITY AREA/PROJECT DESCRIPTION	GOODS & SERVICES (in GH¢)	CAPEX (in GH¢)	TOTAL (in GH¢)	STATUS OF IMPLEMENTATION (%)
MSDI GOG	CONSTRUCTION OF 1 NO. RURAL MARKET WITH STORAGE & MECHANISED BOREHOLES AT ACHIASE AGRIC IN THE ACHIASE CONSTITUENCY		512,904.48	512,904.48	100.00%
MSDI GOG	CONSTRUCTION OF 10NO. BOREHOLES IN THE TWIFO HEMANG LOWER DENKYIRA DISTRICT AT ATANHWIAM, AMASE, ANKAAKO CHPS COMPOUND... MFUM CHPS COMPOUND & ANTWIKWA CONSTITUENCY		196,792.50	196,792.50	40.00%
MSDI GOG	CONSTRUCTION OF 15 NO. 10-SEATER WATER CLOSET TOILETS WITH MECHANIZED BOREHOLES AND SOLAR PANELS AT EFFUTU, EKUMFI AND AJUMAKO-ENYAN-ESIAM CONSTITUENCIES		312,146.08	312,146.08	66.00%
MSDI GOG	CONSTRUCTION OF 12 NO. COMMUNITY MECHANIZED SOLAR POWERED WATER SYSTEMS AT FANTEAKWA NORTH, SOUTH, NEW JUABEN NORTH AND SOUTH CONSTITUENCIES		433,411.69	433,411.69	87.00%
MSDI GOG	CONSTRUCTION OF 9 NO. COMMUNITY MECHANIZED SOLAR POWERED WATER SYSTEMS AT BIRIM SOUTH, ODA AND KWABIBRIM CONSTITUENCIES		642,445.41	642,445.41	100.00%
MSDI GOG	CONSTRUCTION OF 2 NO. SMALL DAMS/DUGOUT AT KANULDO AND NAGANI IN THE YENDI CONSTITUENCY OF THE NORTHERN REGION		280,848.24	280,848.24	90.00%
MSDI GOG	CONSTRUCTION OF 2 NO. SMALL DAMS/DUGOUT AT BUNBUNG AND KUSHEGU IN THE YENDI CONSTITUENCY OF THE NORTHERN REGION		224,861.94	224,861.94	90.00%
MSDI GOG	CONSTRUCTION OF 1 NO. RURAL MARKET WITH STORAGE AND MECHANISED BOREHOLES AT TEPA IN THE ASANTE AKIM NORTH CONSTITUENCY		537,921.06	537,921.06	100.00%

MDA	PRIORITY AREA/PROJECT DESCRIPTION	GOODS & SERVICES (in GH¢)	CAPEX (in GH¢)	TOTAL (in GH¢)	STATUS OF IMPLEMENTATION (%)
MSDI GOG	CONSTRUCTION OF 2 NO. SMALL DAMS/DUGOUT AT DASIMA AND WASAI IN THE SISSALA WEST CONSTITUENCY OF THE UPPER WEST REGION		347,315.79	347,315.79	100.00%
MSDI GOG	SUPPLY AND INSTALLATION OF VARIOUS HOSPITAL EQUIPMENT FOR 13 NO. IPEP CLINIC ACROSS THE COUNTRY		2,064,508.59	2,064,508.59	100.00%
MSDI GOG	10% CONSULTANCY SERVICE FEES FOR WORK SUPERVISED AT VARIOUS STAGES OF COMPLETION IN THE VARIOUS CONSTITUENCIES IN THE NORTHERN DEVELOPMENT ZONE		454,639.50	454,639.50	71.00%
MSDI GOG	CONSTRUCTION OF 2 NO. SMALL DAMS/DUGOUT AT TUSUK AND SANBRIUK IN THE BUNKPURUGU CONSTITUENCY OF THE NORTHERN REGION		187,529.55	187,529.55	100.00%
MSDI GOG	CONSTRUCTION OF 1 NO. CLINIC WITH DOCTORS' RESIDENCE AND ANCILLARY FACILITIES AT AWOMA IN THE BUEM CONSTITUENCY		677,986.26	677,986.26	100.00%
MSDI GOG	CONSTRUCTION OF 1.600KM OF ROAD AT DATUS ELECTORAL AREA AT KASOA IN THE AWUTU SENYA EAST CONSTITUENCY		2,106,461.96	2,106,461.96	100.00%
MSDI GOG	CONSTRUCTION OF 15 NO. 10-SEATER WATER CLOSET TOILETS WITH MECHANIZED BOREHOLES AND SOLAR PANELS AT WEIJA-GBAWE, BORTIANOR NGLESHIE AMANFROM, OBOM-DOMEABRA AND DOME-KWABENYA CONSTITUENCIES		362,588.46	362,588.46	33.00%
MSDI GOG	CONSTRUCTION OF 2 NO. SMALL DAMS/DUGOUT AT DULNATINGA AND ANIISI IN THE BINDURI CONSTITUENCY OF THE UPPER EAST REGION		445,676.46	445,676.46	90.00%
MSDI GOG	DRILLING OF 5 NO. BOREHOLES WITH HAND FITTED PUMPS AT CHUCHULIGA IN THE BUILSA NORTH CONSTITUENCY		142,500.00	142,500.00	80.00%

MDA	PRIORITY AREA/PROJECT DESCRIPTION	GOODS & SERVICES (in GH¢)	CAPEX (in GH¢)	TOTAL (in GH¢)	STATUS OF IMPLEMENTATION (%)
MSDI GOG	CONSTRUCTION OF 2 NO. SMALL DAMS/DUGOUT ATATANGA ATOMOLIGO AND DUBILA IN THE BOLGA EAST CONSTITUENCY OF THE UPPER EAST REGION		201,651.87	201,651.87	0.00%
MSDI GOG	CONSTRUCTION AND COMPLETION OF PHASE ONE (1) OF SALAGA MARKET IN THE SALAGA NORTH CONSTITUENCY		262,645.33	262,645.33	40.00%
MSDI GOG	CONSTRUCTION OF 1 NO. CLINIC DOCTORS' RESIDENCE AND ANCILLARY FACILITIES AT KROFOKROM IN THE LOWER WEST AKIM CONSTITUENCY		193,193.86	193,193.86	50.00%
MSDI GOG	CONSTRUCTION OF 2 NO. SMALL DAMS (PUNGU & ZUA) IN THE NAVRONGO CONSTITUENCY		430,524.43	430,524.43	100.00%
MSDI GOG	CONSTRUCTION OF 2 NO. SMALL DAMS (KALBEA & SUMBRUNGU YABONGU) IN THE BOLGA CENTRAL CONSTITUENCY		458,188.03	458,188.03	90.00%
MSDI GOG	CONSTRUCTION OF SUSPENDED SLAB OF 2/ 3MX3M BOX CULVERT ON BATERIGU-BOAGURI-BADILUNG FEEDER ROAD (7.20KM) IN BUNKPURUGU CONSTITUENCY		163,363.63	163,363.63	100.00%
MSDI GOG	CONSTRUCTION OF 3-UNIT CLASSROOM BLOCK, 4-SEATER KVIP WITH URINAL AT KPALGBENI IN THE ZABZUGU CONSTITUENCY		146,206.08	146,206.08	65.00%
MSDI GOG	CONSTRUCTION OF CHPS COMPOUND AT WULING IN THE JIRAPA CONSTITUENCY		21,681.00	21,681.00	100.00%
MSDI GOG	CONSTRUCTION OF 1NO. 3-UNIT CLASSROOM BLOCK AT NBOWURA II IN THE KPANDAI CONSTITUENCY		69,402.80	69,402.80	40.00%
MSDI GOG	CONSTRUCTION OF 3-UNIT CLASSROOM BLOCK WITH ANCILLARY FACILITIES AT NGARUN IN THE SAGNARIGU CONSTITUENCY		92,017.50	92,017.50	30.00%
MSDI GOG	CONSTRUCTION OF RICE OF RICE PROCESSING CENTER AT JONSHIEGU IN TAMALE SOUTH CONSTITUENCY		83,760.75	83,760.75	50.00%

MDA	PRIORITY AREA/PROJECT DESCRIPTION	GOODS & SERVICES (in GH¢)	CAPEX (in GH¢)	TOTAL (in GH¢)	STATUS OF IMPLEMENTATION (%)
MSDI GOG	CONSTRUCTION OF 15 NO. COMMUNITY MECHANIZED SOLAR POWERED WATER SYSTEMS AT JUABEN, KUMAWU, BANTAMA, EJISU AND NSUTA KWAMAN CONSTITUENCIES		298,778.43	298,778.43	100.00%
MSDI GOG	CONSTRUCTION OF 2 NO. SMALL DAMS/DUGOUT AT NASUAN AND TUNA IN THE SAVELUGU CONSTITUENCY OF THE NORTHERN REGION		242,423.10	242,423.10	70.00%
MSDI GOG	CONSTRUCTION OF CONCRETE U-DRAINS AT KABONWULE ROAD IN THE KPANDAI CONSTITUENCY		747,862.19	747,862.19	75.00%
MSDI GOG	CONSTRUCTION OF 15 NO. COMMUNITY MECHANIZED SOLAR POWERED WATER SYSTEMS AT TECHIMAN NORTH, SOUTH, WENCHI AND TAIN CONSTITUENCIES		297,387.65	297,387.65	87.00%
MSDI GOG	CONSTRUCTION OF 1 NO. CHPS COMPOUND AND 1 BEDROOM SEMI-DETACHED ACCOMMODATION AT JANA IN THE NANTON CONSTITUENCY		473,543.04	473,543.04	65.00%
MSDI GOG	SUPPLY OF 500 DUAL DESKS TO SCHOOLS IN TOLON CONSTITUENCY		300,000.00	300,000.00	100.00%
MSDI GOG	CONSTRUCTION OF 2 NO. SMALL DAMS/DUGOUT AT CHANSEGU AND GBALABILA IN THE TAMALE SOUTH CONSTITUENCY OF THE NORTHERN REGION		449,192.17	449,192.17	90.00%
MSDI GOG	CONSTRUCTION OF 2 NO. SMALL DAMS/DUGOUT AT KPABAGBINI AND KUNTUMBIYILLI IN THE ZABZUGU CONSTITUENCY OF THE NORTHERN REGION		444,021.90	444,021.90	100.00%
MSDI GOG	CONSTRUCTION OF 2 NO. SMALL DAMS/DUGOUT AT KORISATINGA AND ADABINSA IN THE BUILSA NORTH CONSTITUENCY OF THE UPPER EAST REGION		460,286.79	460,286.79	90.00%
MSDI GOG	CONSTRUCTION OF 2 NO. SMALL DAMS/DUGOUT AT SAAZIE AND OWLO IN THE DAFFIAMA BUSSIE CONSTITUENCY OF THE UPPER WEST REGION		458,770.08	458,770.08	90.00%

MDA	PRIORITY AREA/PROJECT DESCRIPTION	GOODS & SERVICES (in GH¢)	CAPEX (in GH¢)	TOTAL (in GH¢)	STATUS OF IMPLEMENTATION (%)
MSDI GOG	CONSTRUCTION OF 2 NO. SMALL DAMS/DUGOUT AT KPABUKU AND FAMISAH IN THE CHEREPONI CONSTITUENCY OF THE NORTHERN REGION		257,429.79	257,429.79	50.00%
MSDI GOG	CONSTRUCTION OF 6-UNIT CLASSROOM BLOCK WITH ANCILLARY FACILITIES AT WALEWALE HAIRIA E/A PRIMARY SCHOOL IN THE WEST MAMPRUSI CONSTITUENCY		213,184.28	213,184.28	100.00%
MSDI GOG	CONSTRUCTION OF 1 NO. DOUBLE 3M X 3M BOX CULVERT ON GUNDOGU-SANGAA-SANKUNI ROAD IN THE YENDI CONSTITUENCY		445,230.40	445,230.40	100.00%
MSDI GOG	CONSTRUCTION OF 2 NO. SMALL DAMS/DUGOUT AT WURIYANGA IN THE TEMPANE CONSTITUENCY OF THE UPPER EAST REGION		454,734.09	454,734.09	90.00%
MSDI GOG	SUPPLY AND INSTALLATION OF VARIOUS HOSPITAL EQUIPMENT FOR 13 NO. CLINICS ACROSS THE COUNTRY		3,172,181.64	3,172,181.64	100.00%
MSDI GOG	SUPPLY AND INSTALLATION OF VARIOUS HOSPITAL EQUIPMENT FOR 13 NO. CLINICS ACROSS THE COUNTRY - TRAINING OF OFFICERS		86,548.37	86,548.37	100.00%
MSDI GOG	ELECTRICAL LIGHT EXTENSION TO SSNIT AREA IN THE SALAGA SOUTH CONSTITUENCY		56,899.88	56,899.88	80.00%
MSDI GOG	SUPPLY OF 300NO. CLASSROOM FURNITURE AT BUGWIA IN THE GARU DISTRICT		180,000.00	180,000.00	100.00%
MSDI GOG	SUPPLY OF 320NO. CLASSROOM FURNITURE FOR SELECTED SCHOOLS IN THE BULSA NORTH DISTRICT		192,000.00	192,000.00	100.00%
MSDI GOG	PROCUREMENT OF 200 LOW TENSION ELECTRIC POLES IN THE PUSIGA DISTRICT (NDA)		285,000.00	285,000.00	100.00%
MSDI GOG	CONSTRUCTION OF 2 NO. SMALL DAMS/DUGOUT AT NYAGLI AND KPERISI IN THE WA CENTRAL CONSTITUENCY OF THE UPPER WEST REGION		232,225.02	232,225.02	50.00%

MDA	PRIORITY AREA/PROJECT DESCRIPTION	GOODS & SERVICES (in GH¢)	CAPEX (in GH¢)	TOTAL (in GH¢)	STATUS OF IMPLEMENTATION (%)
MSDI GOG	CONSTRUCTION OF 1 NO. 10-SEATER KVIP AT MBEM HEMANG IN THE LOWER HEMANG DENKYIRA CONSTITUENCY		115,960.83	115,960.83	50.00%
MSDI GOG	CONSTRUCTION OF 12 NO. 10-SEATER WATER CLOSET TOILETS WITH MECHANIZED BOREHOLES AND SOLAR PANELS AT SUNYANI EAST, WEST, TANO NORTH AND SOUTH CONSTITUENCIES		664,916.08	664,916.08	65.00%
MSDI GOG	CONSTRUCTION OF 1 NO. CHPS COMPOUND AND 1 BEDROOM SEMI-DETACHED ACCOMMODATION AT MIMIMA IN THE WALEWALE CONSTITUENCY		475,316.18	475,316.18	65.00%
MSDI GOG	CONSTRUCTION OF 14NO. BOREHOLES FITTED WITH HAND PUMP IN SELECTED COMMUNITIES IN THE WA EAST CONSTITUENCY		398,952.79	398,952.79	70.00%
MSDI GOG	CONSTRUCTION LTD FOR THE CONST. OF 1NO. MATERNITY BLOCK AT DANSOMAN POLYCLINIC IN THE ABLEKUMA WEST CONSTITUENCY		90,630.00	90,630.00	20.00%
MSDI GOG	CONSTRUCTION OF 2 NO. SMALL DAMS/DUGOUT AT YIPALA AND BUSUNU IN THE DAMANGO CONSTITUENCY OF THE NORTHERN REGION		196,571.22	196,571.22	100.00%
MSDI GOG	SPOT IMPROVEMENT AND CONSTRUCTION OF CULVERT AT DUGSHEGU IN THE SAGNERIGU CONSTITUENCY		315,472.46	315,472.46	80.00%
MSDI GOG	REGRAVELLING AND CONSTRUCTION OF DRAINS FROM ZION TO OLD CHIEF PALACE IN THE SAGNARIGU CONSTITUENCY		338,094.00	338,094.00	80.00%
MSDI GOG	CONSTRUCTION OF 1 NO. CHPS COMPOUND AND 1 BEDROOM SEMI-DETACHED ACCOMMODATION AT GBIMA IN THE YAGABA-KUBORI CONSTITUENCY		155,243.01	155,243.01	60.00%

MDA	PRIORITY AREA/PROJECT DESCRIPTION	GOODS & SERVICES (in GH¢)	CAPEX (in GH¢)	TOTAL (in GH¢)	STATUS OF IMPLEMENTATION (%)
MSDI GOG	CONSTRUCTION OF 1 NO. RURAL MARKET WITH STORAGE AND MECHANISED BOREHOLES AT OSIEM IN THE ABUAKWA NORTH CONSTITUENCY		284,068.15	284,068.15	100.00%
MSDI GOG	CONSTRUCTION OF 2 NO. SMALL DAMS (ASUO KURA & KUBALIM) IN THE TATALE SANGULI CONSTITUENCY		127,459.89	127,459.89	90.00%
MSDI GOG	CONSTRUCTION OF DURBAR GROUNDS FOR AKIM SWEDRU TOWNSHIP IN THE AKYEM SWEDRU CONSTITUENCY		20,000.00	20,000.00	100.00%
MSDI GOG	CONSTRUCTION WORKS FOR THE CONSTRUCTION OF 1 NUMBER 3-UNIT CLASSROOM BLOCK AT AKEM EKOSO IN ATIVA WEST CONSTITUENCY		83,433.06	83,433.06	44.00%
MSDI GOG	CONSTRUCTION OF 2 NO. SMALL DAMS/DUGOUT AT JANKONTO AND KUDJODO IN THE BICHEMBOI AND CHALLU CONSTITUENCY OF THE UPPER WEST REGION		206,186.40	206,186.40	50.00%
MSDI GOG	CONSTRUCTION OF 1 NO. 3-UNIT CLASSROOM BLOCK WITH ANCILLARY FACILITIES AT DWANKROM PRESBY JHS IN THE SENE WEST CONSTITUENCY		67,387.05	67,387.05	60.00%
MSDI GOG	CONSTRUCTION OF CHPS COMPOUND WITH STAFF BANGALOW AT CHIRIFOYILI IN THE TOLON CONSTITUENCY		114,893.70	114,893.70	40.00%
MSDI GOG	SUPPLY OF BEDS AND FURNITURE FOR CHIRIFOYILI CHPS COMPOUND IN THE TOLON CONSTITUENCY		129,474.35	129,474.35	100.00%
MSDI GOG	CONSTRUCTION OF 2 NO. SMALL DAMS/DUGOUT AT HAIN AND KOGRI IN THE JIRAPA CONSTITUENCY OF THE UPPER WEST REGION		183,907.35	183,907.35	90.00%
MSDI GOG	CONSTRUCTION OF 30-BED CAPACITY HEALTH CENTRE AT GOMOA ABONYI		780,654.39	780,654.39	4.00%
MSDI GOG	CONSTRUCTION OF CHPS COMPOUND AT AMASAMAN		223,005.29	223,005.29	100.00%

MDA	PRIORITY AREA/PROJECT DESCRIPTION	GOODS & SERVICES (in GH¢)	CAPEX (in GH¢)	TOTAL (in GH¢)	STATUS OF IMPLEMENTATION (%)
MSDI GOG	SUPPLY OF (3) DEERE TRACTORS 65HP WITH 3 DISC PLOUGHS AND OTHER ACCESSORIES FOR FARMING UNDER IPEP TO THE BUNKPURUGU DISTRICT ASSEMBLY IN THE BUNKPURUGU CONSTITUENCY		780,000.00	780,000.00	60.00%
MSDI GOG	CONSTRUCTION OF 2 NO. SMALL DAMS/DUGOUT AT KADIGA KAASI AND KALIVIO GUGURO IN THE CHIANA PAGA CONSTITUENCY OF THE UPPER WEST REGION		455,050.20	455,050.20	90.00%
MSDI GOG	CONSTRUCTION OF 1NO. 40 LOCKABLE, 40 OPEN SEATER MARKET AT ESIAMAN IN THE ELLEMBELLE CONSTITUENCY		420,687.06	420,687.06	50.00%
MSDI GOG	CONSULTANCY SERVICES FOR THE CONSTRUCTION SUPERVISION OF CONSTITUENCY SPECIFIC PROJECTS IN THE GREATER ACCRA REGION.		1,393,539.84	1,393,539.84	65.00%
MSDI GOG	SUPPLY OF 16,000 NO. EACH OF STANDING HAIR DRYER AND SETS OF BARBERING KITS. - HQ.		11,039,952.00	11,039,952.00	100.00%
MSDI GOG	SUPPLY OF 15,000 HAND SEWING MACHINES. - HQ.		7,649,913.00	7,649,913.00	100.00%
MSDI GOG	CONSTRUCTION OF 15 NO. 10-SEATER WATER CLOSET TOILETS WITH MECHANIZED BOREHOLES AND SOLAR PANELS AT LAMBUSSIE AND JIRAPA CONSTITUENCIES		658,869.60	658,869.60	70.00%
MSDI GOG	CONSTRUCTION OF 1 NO. RURAL MARKET WITH STORAGE AND MECHANISED BOREHOLES AT ASENEMA IN THE OKERE CONSTITUENCY		339,495.01	339,495.01	100.00%
MSDI GOG	CONSTRUCTION SUPERVISION OF 50 NO. MARKETS WITH STORAGE FACILITIES AND BOREHOLES IN SOME SELECTED CONSTITUENCIES		827,360.54	827,360.54	95.00%
MSDI GOG	SUPPLY OF 15,000 NO. OF HAND SEWING MACHINES. - HQ.		7,650,000.00	7,650,000.00	100.00%
MSDI GOG	CONSTRUCTION OF 2 NO. SMALL DAMS (AMOGREBISI & ABMILIGI) IN THE BOLGA CENTRAL CONSTITUENCY		259,440.32	259,440.32	40.00%



MDA	PRIORITY AREA/PROJECT DESCRIPTION	GOODS & SERVICES (in GH¢)	CAPEX (in GH¢)	TOTAL (in GH¢)	STATUS OF IMPLEMENTATION (%)
MSDI GOG	CONSTRUCTION OF 1 NO. RURAL MARKET WITH STORAGE & MECHANISED BOREHOLES AT KUMPESE IN THE MANSO ADUBIA CONSTITUENCY		567,748.74	567,748.74	100.00%
MSDI GOG	CONSTRUCTION AND FURNISHING OF 3-UNIT CLASSROOM BLOCK WITH 4-SEATER KVIP AND URINAL AT NAMANGU IN THE NALERIGU-GAMBAGA CONSTITUENCY		195,544.73	195,544.73	100.00%
MSDI GOG	CONSTRUCTION OF 2 NO. SMALL DAMS/DUGOUT AT ASUO KURA AND KUBALIM IN THE TATALE SANGULI CONSTITUENCY OF THE NORTHERN REGION		127,459.89	127,459.89	90.00%
MSDI GOG	CONSTRUCTION OF ARTISANAL VILLAGE AT MPEASEM AT CAPE COAST		2,371,859.10	2,371,859.10	40.00%
MSDI GOG	CONSTRUCTION OF 3-UNIT CLASSROOM BLOCK WITH ANCILLARY FACILITIES AT FUAHWIAKESE AEDA JHS IN THE AGONA EAST CONSTITUENCY		390,281.10	390,281.10	55.00%
MSDI GOG	CONSULTANCY SERVICES FOR THE CONSTRUCTION SUPERVISION OF CONSTITUENCY SPECIFIC PROJECTS IN THE VOLTA REGION.		754,334.73	754,334.73	30.00%
MSDI GOG	SPOT IMPROVEMENT AND CONSTRUCTION OF CULVERT ON NGARUN ROAD IN THE SAGNARIGU CONSTITUENCY		317,334.22	317,334.22	70.00%
MSDI GOG	REGRAVELLING AND CONSTRUCTION OF CULVERT AT GARISHEGU TO SHIGU AT SAGNARIGU CONSTITUENCY		376,436.98	376,436.98	75.00%
MSDI GOG	CONSTRUCTION OF 1 NO. CLINIC WITH DOCTORS' RESIDENCE AND ANCILLARY FACILITIES AT MAKANGO IN THE SALAGA SOUTH CONSTITUENCY		533,839.24	533,839.24	100.00%
MSDI GOG	CONSTRUCTION OF 1 NO. CLINIC WITH DOCTORS' RESIDENCE AND ANCILLARY FACILITIES AT BREFO BAAPORE IN THE LAWRA CONSTITUENCY		184,582.00	184,582.00	100.00%

MDA	PRIORITY AREA/PROJECT DESCRIPTION	GOODS & SERVICES (in GH¢)	CAPEX (in GH¢)	TOTAL (in GH¢)	STATUS OF IMPLEMENTATION (%)
MSDI GOG	GENERATION OF 1,500,000 PROPERTY ADDRESS DATA FOR THE DIGITAL ADDRESS PROJECT FOR THE COASTAL DEVELOPMENT ZONE. - HQ.		5,731,425.00	5,731,425.00	100.00%
MSDI GOG	GENERATION OF 1,000,000 PROPERTY ADDRESS DATA FOR THE DIGITAL ADDRESS PROJECT FOR THE NORTHERN BELT DEVELOPMENT ZONE. - HQ.		3,885,958.13	3,885,958.13	100.00%
MSDI GOG	ENGINEERING DESIGN AND CONSTRUCTION SUPERVISION OF 7 NO. PROJECTS		504,528.90	504,528.90	30%
MSDI GOG	GENERATION OF 1,500,000 PROPERTY ADDRESS DATA FOR THE DIGITAL ADDRESS PROJECT FOR THE MIDDLE BELT DEVELOPMENT ZONE. - HQ		5,731,425.00	5,731,425.00	100.00%
MSDI GOG	CONSTRUCTION OF COMMUNITY LIBRARY AT KUBORI IN THE YAGABA-KUBORI CONSTITUENCY		325,928.68	325,928.68	65.00%
MSDI GOG	CONSTRUCTION OF 2-UNIT NURSES BUNGALOW AT NAJA IN THE CHEREPONI CONSTITUENCY		129,645.27	129,645.27	40.00%
MSDI GOG	EXTENSION OF ELECTRICITY TO KALPOHIN VILLAGE AND NANTON KPAWUMO IN THE TAMALE NORTH CONSTITUENCY		237,884.40	237,884.40	100.00%
MSDI GOG	RENOVATION OF 1 NO. 6-UNIT CLASSROOM BLOCK AT BREMANG JHS IN THE SUAME CONSTITUENCY.		4,997.63	4,997.63	100.00%
MSDI GOG	CONSTRUCTION OF 2 NO. SMALL DAMS/DUGOUT AT KPALWOGU AND LOGGU IN THE WA EAST CONSTITUENCY OF THE UPPER WEST REGION		186,144.75	186,144.75	30.00%
MSDI GOG	SPOT IMPROVEMENT AND CONSTRUCTION OF CULVERT 2.1 KM AT ZALI-YAPALSI FARM ROAD IN NANTON CONSTITUENCY		376,803.53	376,803.53	75.00%
MSDI GOG	SPOT IMPROVEMENT AND CONSTRUCTION OF CULVERT 1.5 KM AT JAGUN-KUKUO FARM ROAD IN NANTON CONSTITUENCY		464,173.80	464,173.80	80.00%
MSDI GOG	ELECTRICAL EXTENSION AT KAKOSHI CHEKOSHI IN THE SALAGA SOUTH CONSTITUENCY		47,780.25	47,780.25	100.00%

MDA	PRIORITY AREA/PROJECT DESCRIPTION	GOODS & SERVICES (in GH¢)	CAPEX (in GH¢)	TOTAL (in GH¢)	STATUS OF IMPLEMENTATION (%)
MSDI GOG	CONSTRUCTION OF 1 NO. 3-UNIT CLASSROOM BLOCK WITH ANCILLARY FACILITIES AT KUSHINI IN THE KPANDAI CONSTITUENCY		175,503.29	175,503.29	65.00%
MSDI GOG	CONSTRUCTION OF POLICE STATION AT KO IN THE NANDOM CONSTITUENCY		112,108.37	112,108.37	65.00%
MSDI GOG	CONSTRUCTION OF 1 NO. MATERNITY BLOCK AT GBULAHIGU IN THE TOLON CONSTITUENCY		348,657.76	348,657.76	60.00%
MSDI GOG	CONSTRUCTION OF 1 NO. 2 CELL BOX CULVERT AT KOKOASE AND DANKWAKROM IN THE PRESTEA HUNI-VALLEY CONSTITUENCY		45,773.77	45,773.77	98.00%
MSDI GOG	CONSTRUCTION OF 2 NO. SMALL DAMS/DUGOUT AT BIHINAYILI AND NAKPAYILI IN THE KUMBUGU CONSTITUENCY OF THE NORTHERN REGION		229,279.14	229,279.14	90.00%
MSDI GOG	CONSTRUCTION OF 2 NO. SMALL DAMS/DUGOUT AT KUNYEBENG AND KUNDUNGU IN THE WA WEST CONSTITUENCY OF THE UPPER WEST REGION		436,174.11	436,174.11	100.00%
MSDI GOG	CONSTRUCTION OF 1 NO. 2-STOREY BEDROOM NURSES QUARTERS AT BREMAN WEST SDA HOSPITAL IN THE SUAME CONSTITUENCY		18,651.31	18,651.31	100.00%
MSDI GOG	CONSTRUCTION OF AN INCINERATOR AT HEMANG HEALTH CENTRE IN THE LOWER DANKYIRA CONSTITUENCY		47,499.33	47,499.33	30.00%
MSDI GOG	CONSTRUCTION OF 2 NO. SMALL DAMS/DUGOUT AT BULLI AND SUKE IN THE LAMBUSSIE CONSTITUENCY OF THE UPPER WEST REGION		518,680.94	518,680.94	100.00%
MSDI GOG	CONSULTANCY SERVICE FEES FOR CONSTRUCTION SUPERVISION OF CONSTITUENCY SPECIFIC PROJECTS IN THE MIDDLE BELT DEVELOPMENT ZONE		253,792.95	253,792.95	96.00%

MDA	PRIORITY AREA/PROJECT DESCRIPTION	GOODS & SERVICES (in GH¢)	CAPEX (in GH¢)	TOTAL (in GH¢)	STATUS OF IMPLEMENTATION (%)
MSDI GOG	CONSTRUCTION OF 18 NO. COMMUNITY MECHANIZED SOLAR POWERED WATER SYSTEMS AT BOLGA CENTRAL, EAST AND BONGO CONSTITUENCIES		658,333.93	658,333.93	40.00%
	<b>MINISTRY OF ENERGY</b>	-	<b>46,257,670.00</b>	<b>46,257,670.00</b>	
	<b>OTHER CRITICAL INFRASTRUCTURE DEVELOPMENT</b>		<b>46,257,670.00</b>	<b>46,257,670.00</b>	
MoPET GOG	ELECTRICAL NETWORKS		5,671,500.00	5,671,500.00	100.00%
MoPET GOG	ELECTRICAL NETWORKS		3,586,170.00	3,586,170.00	100.00%
MoPET GOG	SUPPLY OF 15000 NO. 150W LED STREETLIGHTS		17,000,000.00	17,000,000.00	100.00%
MoPET GOG	SUPPLY OF 20000 NO. 150W LED STREETLIGHTS		10,000,000.00	10,000,000.00	100.00%
MoPET GOG	ELECTRICAL NETWORKS		10,000,000.00	10,000,000.00	100.00%
	<b>MINISTRY OF TRANSPORT</b>	-	<b>3,268,000.00</b>	<b>3,268,000.00</b>	
	<b>OTHER CRITICAL INFRASTRUCTURE DEVELOPMENT</b>	-	<b>3,268,000.00</b>	<b>3,268,000.00</b>	
MTR GOG	COMPENSATION TO PERSONS AFFECTED BY THE DEMOLITION OF STRUCTURES TO PAVE WAY FOR CONSTRUCTION OF JAMESTOWN BEACH		3,268,000.00	3,268,000.00	100.00%
	<b>MINISTRY OF REGIONAL REORGANIZATION AND DEVELOPMENT</b>	-	<b>124,882,965.62</b>	<b>124,882,965.62</b>	
	<b>OTHER CRITICAL INFRASTRUCTURE DEVELOPMENT</b>	-	<b>124,882,965.62</b>	<b>124,882,965.62</b>	
MRR GOG	CONSULTANCY SERVICES FOR CONSTRUCTION OF OFFICES AND RESIDENTIAL ACCOMMODATION FOR THE SIX(6) NEWLY CREATED REGIONS		10,877,462.84	10,877,462.84	35.00%
MRR GOG	PAYMENT FOR INTERIM CERTIFICATE ON 2 NO. STOREY ADMIN. BLOCK, HWIDIEM		491,281.86	491,281.86	50.00%
MRR GOG	ADVANCE MOBILIZATION FOR 3 STOREY ADMINISTRATIVE BLOCK AT AHAFO REGION		2,540,485.38	2,540,485.38	0.00%
MRR GOG	ADVANCE MOBILIZATION FOR 3 STOREY ADMINISTRATIVE BLOCK AT WESTERN NORTH REGION		2,647,130.13	2,647,130.13	0.00%

MDA	PRIORITY AREA/PROJECT DESCRIPTION	GOODS & SERVICES (in GH¢)	CAPEX (in GH¢)	TOTAL (in GH¢)	STATUS OF IMPLEMENTATION (%)
MRR GOG	ADVANCE MOBILIZATION FOR 3 STOREY ADMINISTRATIVE BLOCK AT NORTH EAST REGION		2,647,130.13	2,647,130.13	0.00%
MRR GOG	CONSTRUCTION OF 2 NO. SENIOR STAFF BUNGALOWS, BOLE		231,473.31	231,473.31	0.00%
MRR GOG	CONSTRUCTION OF 2 NO. SENIOR STAFF BUNGALOWS, TECHIMAN		348,826.40	348,826.40	0.00%
MRR GOG	ADVANCE MOBILIZATION PAYMENT FOR RCC RESIDENCE BUILDING IN THE SAVANNAH REGION		2,611,581.87	2,611,581.87	0.00%
MRR GOG	CONSTRUCTION OF 2 NO. SENIOR STAFF BUNGALOWS, DABOYA		231,818.47	231,818.47	0.00%
MRR GOG	CONSTRUCTION OF TWO NO. SNR STAFF BUNGALOW, YAGABA		268,632.58	268,632.58	0.00%
MRR GOG	PAYMENT FOR INTERIM CERTIFICATE ON 2 NO. SENIOR STAFF BUNGALOWS AT WALEWALE		381,434.58	381,434.58	0.00%
MRR GOG	ADVANCE MOBILIZATION FOR 3 STOREY ADMINISTRATIVE BLOCK AT OTI REGION		2,647,130.13	2,647,130.13	0.00%
MRR GOG	CONSTRUCTION OF 2 NO. SNR. STAFF BUNGALOW AT BIBIANI		243,074.46	243,074.46	0.00%
MRR GOG	CONSTRUCTION OF TWO STOREY ADMINISTRATION BLOCK AT WORAWORA		490,971.38	490,971.38	0.00%
MRR GOG	CONSTRUCTION OF 3 NO. SNR. STAFF BUNGALOW AT NALERIGU		254,427.81	254,427.81	0.00%
MRR GOG	CONSTRUCTION OF 2 NO. SNR STAFF BUNGALOW AT JUABOSO		302,358.58	302,358.58	0.00%
MRR GOG	THE CONSTRUCTION OF 3 SENIOR STAFF BUNGALOWS AT DAMBAI		380,606.58	380,606.58	0.00%
MRR GOG	THE CONSTRUCTION OF 2 SENIOR STAFF BUNGALOWS AT GOASO		246,043.34	246,043.34	0.00%
MRR GOG	CONSTRUCTION OF 2 STOREY ADMINISTRATION BLOCK AT YAGABA		488,379.38	488,379.38	0.00%
MRR GOG	THE CONSTRUCTION OF 2 STOREY ADMINISTRATION BLOCK AT SALAGA		503,707.49	503,707.49	0.00%
MRR GOG	CONSTRUCTION OF 2 SNR. STAFF BUNGALOW AT KETE - KRACHI		250,161.13	250,161.13	0.00%
MRR GOG	THE CONSTRUCTION OF 2NO. SENIOR STAFF BUNGALOWS AT SEFWI WIAWSO		262,288.27	262,288.27	0.00%

MDA	PRIORITY AREA/PROJECT DESCRIPTION	GOODS & SERVICES (in GH¢)	CAPEX (in GH¢)	TOTAL (in GH¢)	STATUS OF IMPLEMENTATION (%)
MRR GOG	CONSTRUCTION OF 2 STOREY ADMINISTRATION BLOCK AT PRANG		489,846.84	489,846.84	0.00%
MRR GOG	CONSTRUCTION OF 2 SENIOR STAFF BUNGALOWS AT NKWANTA		254,826.25	254,826.25	0.00%
MRR GOG	CONSTRUCTION OF 2 STOREY ADMINISTRATION BLOCK AT ENCHI		513,294.98	513,294.98	0.00%
MRR GOG	CONSTRUCTION OF 2 STOREY ADMINISTRATION BLOCK AT KINTAMPO		482,612.21	482,612.21	0.00%
MRR GOG	CONSTRUCTION OF 2 STOREY ADMINISTRATION BLOCK AT BOLE		489,664.43	489,664.43	0.00%
MRR GOG	CONSTRUCTION OF 2NO. SENIOR STAFF BUNGALOWS AT BUNKPURUGU		254,489.71	254,489.71	0.00%
MRR GOG	CONSTRUCTION OF 2 STOREY ADMINISTRATION BLOCK AT GAMBAGA		491,053.11	491,053.11	0.00%
MRR GOG	CONSTRUCTION OF 2 STOREY ADMINISTRATION BLOCK AT BIBIANI		485,964.33	485,964.33	0.00%
MRR GOG	CONSTRUCTION OF 2 STOREY ADMINISTRATION BLOCK AT GOASO		479,319.34	479,319.34	0.00%
MRR GOG	THE CONSTRUCTION OF 2 STOREY ADMINISTRATION BLOCK AT JASIKAN		496,343.20	496,343.20	0.00%
MRR GOG	THE CONSTRUCTION OF 2 SENIOR STAFF BUNGALOWS AT ATEBUBU		170,496.41	170,496.41	0.00%
MRR GOG	THE CONSTRUCTION OF 2 STOREY ADMINISTRATION BLOCK AT JUABOSO		532,029.51	532,029.51	0.00%
MRR GOG	CONSTRUCTION OF 3 NO. SNR. BUNGALOW AT SEFWI WIAWSO		396,743.45	396,743.45	0.00%
MRR GOG	CONSTRUCTION OF 2 STOREY ADMINISTRATION BLOCK AT BECHEM		480,846.30	480,846.30	0.00%
MRR GOG	THE CONSTRUCTION OF 2 SENIOR STAFF BUNGALOWS AT NKORANZA		258,804.60	258,804.60	0.00%
MRR GOG	THE CONSTRUCTION OF 2 STOREY ADMINISTRATION BLOCK AT NKWANTA		487,445.86	487,445.86	0.00%
MRR GOG	CONSTRUCTION OF 2 STOREY ADMINISTRATION BLOCK AT ATEBUBU		478,763.37	478,763.37	0.00%

MDA	PRIORITY AREA/PROJECT DESCRIPTION	GOODS & SERVICES (in GH¢)	CAPEX (in GH¢)	TOTAL (in GH¢)	STATUS OF IMPLEMENTATION (%)
MRR GOG	CONSTRUCTION OF 2 SENIOR STAFF BUNGALOWS AT WALEWALE		299,307.41	299,307.41	0.00%
MRR GOG	CONSTRUCTION OF 2 SENIOR STAFF BUNGALOWS AT ENCHI		249,332.06	249,332.06	0.00%
MRR GOG	CONSTRUCTION OF 2 SENIOR STAFF BUNGALOWS AT SALAGA		236,182.81	236,182.81	0.00%
MRR GOG	CONSTRUCTION OF 2 STOREY ADMINISTRATION BLOCK AT KETE KRACHI		485,842.12	485,842.12	0.00%
MRR GOG	CONSTRUCTION OF 2 STOREY ADMINISTRATION BLOCK AT BUNKPURUGU		491,257.26	491,257.26	0.00%
MRR GOG	CONSTRUCTION OF 2 STOREY ADMINISTRATION BLOCK AT DABOYA		476,032.42	476,032.42	0.00%
MRR GOG	CONSTRUCTION OF 3NO. SENIOR STAFF BUNGALOWS AT DAMONGO		845,508.64	845,508.64	0.00%
MRR GOG	CONSTRUCTION OF 2 STOREY ADMINISTRATION BLOCK AT KUKUOM		482,964.33	482,964.33	0.00%
MRR GOG	CONSTRUCTION OF 2 NO. SENIOR STAFF BUNGALOWS AT JASIKAN		236,512.62	236,512.62	0.00%
MRR GOG	CONSTRUCTION OF 2 SENIOR STAFF BUNGALOWS AT BECHEM		260,804.53	260,804.53	0.00%
MRR GOG	CONSTRUCTION OF 2 STOREY ADMINISTRATION BLOCK AT BODI		541,499.39	541,499.39	0.00%
MRR GOG	CONSTRUCTION OF 2 STOREY ADMINISTRATION BLOCK AT DAMONGO		485,889.42	485,889.42	0.00%
MRR GOG	CONSTRUCTION OF 3NO. SNR STAFF BUNGALOW AT GOASO		379,766.58	379,766.58	0.00%
MRR GOG	CONSTRUCTION OF 2 STOREY ADMINISTRATION BLOCK AT NKORANZA		478,435.71	478,435.71	0.00%
MRR GOG	CONSTRUCTION OF 2 STOREY ADMINISTRATION BLOCK AT WALEWALE		491,169.36	491,169.36	0.00%
MRR GOG	CONSTRUCTION OF 2 SENIOR STAFF BUNGALOWS AT KINTAMPO		257,909.93	257,909.93	0.00%
MRR GOG	CONSTRUCTION OF 2 NO. SENIOR STAFF BUNGALOWS AT WORAWORA		257,610.58	257,610.58	0.00%
MRR GOG	CONSTRUCTION OF 2 NO. SENIOR STAFF BUNGALOWS AT KUKUOM		255,730.28	255,730.28	0.00%



MDA	PRIORITY AREA/PROJECT DESCRIPTION	GOODS & SERVICES (in GH¢)	CAPEX (in GH¢)	TOTAL (in GH¢)	STATUS OF IMPLEMENTATION (%)
MRR GOG	CONSTRUCTION OF 2NO. SNR. STAFF BUNGALOW AT PRANG		257,831.33	257,831.33	0.00%
MRR GOG	CONSTRUCTION OF 2 NO. SNR STAFF BUNGALOW AT DAMONGO		262,090.22	262,090.22	0.00%
MRR GOG	SUPPLY OF IT EQUIPMENT TO THE NEWLY CREATED REGIONS		1,827,871.50	1,827,871.50	100.00%
MRR GOG	SUPPLY OF IT EQUIPMENT TO THE NEWLY CREATED REGIONS		2,221,158.56	2,221,158.56	100.00%
MRR GOG	SUPPLY OF IT EQUIPMENT TO THE NEWLY CREATED REGIONS		1,912,466.20	1,912,466.20	100.00%
MRR GOG	CONSTRUCTION OF 1 NO. 3 STOREY ADMINISTRATION BLOCK IN THE BONO EAST REGION		2,540,485.38	2,540,485.38	0.00%
MRR GOG	PURCHASE OF TONNERS FOR OFFICIAL USE		84,104.65	84,104.65	100.00%
MRR GOG	SUPPLY OF OFFICIAL 12 PICK UP VEHICLES, 2 V.6 NISSAN PATROL, 1 NISSAN SENTRA FOR THE SIX(6) NEWLY CREATED REGIONS AND HEADQUARTERS		2,301,730.01	2,301,730.01	100.00%
MRR GOG	SUPPLY OF OFFICE FURNITURE TO NORTH EAST RCC, WESTERN NORTH RCC, AHAFO RCC, OTI RCC AND BONO EAST REGIONAL CO-ORDINATING COUNCIL		997,997.90	997,997.90	100.00%
MRR GOG	SUPPLY OF OFFICE FURNITURE TO NORTH EAST RCC, WESTERN NORTH RCC, AHAFO RCC, OTI REGIONAL CO-ORDINATING COUNCIL		922,033.34	922,033.34	100.00%
MRR GOG	CONSTRUCTION AND ERECTION OF 1 NO. 3 STOREY RCC ADMINISTRATION BLOCK AT GOASO		3,997,729.56	3,997,729.56	67.00%
MRR GOG	CONSTRUCTION AND ERECTION 1 NO. 2 STOREY ADMINISTRATION BLOCK AT DAMONGO		575,618.31	575,618.31	58.00%
MRR GOG	CONSTRUCTION OF 1 NO. 3 STOREY RCC ADMINISTRATION BLOCK AT DAMONGO		4,215,081.49	4,215,081.49	75.00%
MRR GOG	CONSTRUCTION AND ERECTION OF 1 NO. 3 STOREY RCC ADMINISTRATION BLOCK AT DAMBAI		3,308,057.32	3,308,057.32	45.00%
MRR GOG	CONSTRUCTION AND ERECTION OF 1 NO. 3 STOREY RCC ADMINISTRATION BLOCK AT SEFWI WIAWSO		5,256,851.51	5,256,851.51	85.00%



MDA	PRIORITY AREA/PROJECT DESCRIPTION	GOODS & SERVICES (in GH¢)	CAPEX (in GH¢)	TOTAL (in GH¢)	STATUS OF IMPLEMENTATION (%)
MRR GOG	CONSTRUCTION AND ERECTION OF 1 NO. 2 STOREY RCC ADMINISTRATION BLOCK AT WORAWORA		409,527.14	409,527.14	65.00%
MRR GOG	CONSTRUCTION AND ERECTION OF 1 NO. 2 STOREY ADMINISTRATION BLOCK AT NKORANZA		874,088.52	874,088.52	75.00%
MRR GOG	CONSTRUCTION AND ERECTION OF 3 NO. SNR. STAFF BUNGALOW AT GOASO		1,050,193.77	1,050,193.77	81.00%
MRR GOG	CONSTRUCTION OF 1 NO. 3 STOREY RCC ADMINISTRATION BLOCK AT NORTH EAST		4,458,544.86	4,458,544.86	60.00%
MRR GOG	CONSTRUCTION OF 2 NO. SNR. STAFF BUNGALOW AT GAMBAGA		869,620.45	869,620.45	89.00%
MRR GOG	CONSTRUCTION OF 2 NO. SNR. STAFF BUNGALOW AT DAMONGO		573,764.53	573,764.53	73.00%
MRR GOG	CONSTRUCTION OF 2 NO. SNR. STAFF BUNGALOW AT BOLE		544,696.61	544,696.61	75.00%
MRR GOG	CONSTRUCTION OF 3 NO. SNR. STAFF BUNGALOW AT NALERIGU		605,699.25	605,699.25	65.00%
MRR GOG	CONSTRUCTION OF 1 NO. 2-STOREY ADMINISTRATION BLOCK KINTAMPO		724,939.87	724,939.87	59.00%
MRR GOG	CONSTRUCTION OF 1 NO. 2 STOREY ADMINISTRATION BLOCK AT GAMBAGA		395,553.96	395,553.96	40.00%
MRR GOG	CONSTRUCTION OF 2 NO. SNR. STAFF BUNGALOW AT DABOYA		670,344.31	670,344.31	83.00%
MRR GOG	CONSTRUCTION OF 2 NO. SNR. STAFF BUNGALOW AT SALAGA		744,677.02	744,677.02	80.00%
MRR GOG	CONSTRUCTION OF 1 NO. 2-STOREY ADMINISTRATION BLOCK AT DABOYA		927,643.28	927,643.28	65.00%
MRR GOG	CONSTRUCTION OF 1 NO. 3 STOREY RCC ADMINISTRATION BLOCK AT BONO EAST REGION		2,196,851.50	2,196,851.50	63.00%
MRR GOG	CONSTRUCTION OF 2 STOREY ADMINISTRATION BLOCK AT KUKUOM		869,858.59	869,858.59	59.00%
MRR GOG	CONSTRUCTION OF 2 NO. SNR. STAFF BUNGALOW AT ENCHI		855,501.69	855,501.69	90.00%
MRR GOG	CONSTRUCTION OF 1 NO. 2 STOREY ADMINISTRATION BLOCK AT BECHEM		861,882.21	861,882.21	95.00%
MRR GOG	CONSTRUCTION OF 2 NO. SNR. STAFF BUNGALOW AT GOASO		852,669.88	852,669.88	89.00%

MDA	PRIORITY AREA/PROJECT DESCRIPTION	GOODS & SERVICES (in GH¢)	CAPEX (in GH¢)	TOTAL (in GH¢)	STATUS OF IMPLEMENTATION (%)
MRR GOG	CONSTRUCTION OF 2 NO. SNR STAFF BUNGALOW AT BODI		627,207.85	627,207.85	75.00%
MRR GOG	CONSTRUCTION OF 2 NO. SNR. STAFF BUNGALOW AT WALEWALE		504,589.50	504,589.50	74.00%
MRR GOG	CONSTRUCTION OF 2 NO. SNR. STAFF BUNGALOW AT BUNKPURUGU		540,571.68	540,571.68	68.00%
MRR GOG	CONSTRUCTION OF 2 STOREY ADMINISTRATION BLOCK AT BIBIANI		1,223,230.03	1,223,230.03	88.00%
MRR GOG	CONSTRUCTION OF 1 NO. 2 STOREY ADMINISTRATION BLOCK AT GOASO		811,807.99	811,807.99	70.00%
MRR GOG	CONSTRUCTION OF 1 NO. S STOREY ADMINISTRATION BLOCK AT BUNKPURUGU		405,902.97	405,902.97	52.00%
MRR GOG	CONSTRUCTION OF 1 NO. 2 STOREY ADMINISTRATION BLOCK AT JASIKAN		337,323.60	337,323.60	41.00%
MRR GOG	CONSTRUCTION OF 2 NO. SNR. STAFF BUNGALOW AT YAGABA		746,323.06	746,323.06	75.00%
MRR GOG	CONSTRUCTION OF 2 STOREY ADMINISTRATION BLOCK AT WALEWALE		376,260.30	376,260.30	58.00%
MRR GOG	CONSTRUCTION OF 2 NO. SNR. STAFF BUNGALOW AT KINTAMPO		898,907.86	898,907.86	82.00%
MRR GOG	CONSTRUCTION OF 2 NO. SNR. STAFF BUNGALOW AT WORAWORA		582,485.91	582,485.91	82.00%
MRR GOG	CONSTRUCTION OF 3 NO. SNR STAFF BUNGALOW AT SEFWI - WIAWISO		1,120,629.01	1,120,629.01	75.00%
MRR GOG	CONSTRUCTION OF 2 NO. SNR STAFF BUNGALOW AT KUKUOM		685,786.44	685,786.44	75.00%
MRR GOG	CONSTRUCTION OF 2 NO. SNR. STAFF BUNGALOW AT BIBIANI		645,313.90	645,313.90	76.00%
MRR GOG	CONSTRUCTION OF 2NO. SENIOR STAFF BUNGALOWS AT JASIKAN		484,309.01	484,309.01	63.00%
MRR GOG	CONSTRUCTION OF 2 NO. SNR. STAFF BUNGALOW AT BECHEM		792,481.25	792,481.25	80.00%
MRR GOG	CONSTRUCTION OF 2 NO. SNR. STAFF BUNGALOW AT JUABOSO		554,928.98	554,928.98	70.00%
MRR GOG	CONSTRUCTION OF 3NO. SENIOR STAFF BUNGALOWS AT DAMBAI		662,595.58	662,595.58	70.00%
MRR GOG	CONSTRUCTION OF 2 NO. SNR. STAFF BUNGALOW AT NKORANZA		746,801.78	746,801.78	91.00%

MDA	PRIORITY AREA/PROJECT DESCRIPTION	GOODS & SERVICES (in GH¢)	CAPEX (in GH¢)	TOTAL (in GH¢)	STATUS OF IMPLEMENTATION (%)
MRR GOG	CONSTRUCTION OF 1 NO. 2 STOREY ADMINISTRATION BLOCK AT YAGABA		613,969.86	613,969.86	59.00%
MRR GOG	CONSTRUCTION OF 2NO. SENIOR STAFF BUNGALOWS AT KETE-KRACHI		629,127.13	629,127.13	93.00%
MRR GOG	CONSTRUCTION OF 1NO. 2-STOREY ADMINISTRATION BLOCK AT PRANG		832,641.03	832,641.03	90.00%
MRR GOG	CONSTRUCTION OF 2NO. SENIOR STAFF BUNGALOWS AT NKWANTA		679,847.40	679,847.40	90.00%
MRR GOG	CONSTRUCTION OF 1NO. 2-STOREY ADMINISTRATION BLOCK AT ENCHI		1,216,747.55	1,216,747.55	68.00%
MRR GOG	CONSTRUCTION OF 3 NO. SNR. STAFF BUNGALOW AT TECHIMAN		1,148,127.15	1,148,127.15	89.00%
MRR GOG	CONSTRUCTION OF 1NO. 2-STOREY ADMINISTRATION BLOCK AT NKORANZA		712,526.98	712,526.98	52.00%
MRR GOG	CONSTRUCTION OF 2 NO. SNR. STAFF BUNGALOW AT ATEBUBU		739,904.09	739,904.09	70.00%
MRR GOG	CONSTRUCTION OF 1NO. 2-STOREY ADMINISTRATION BLOCK AT ATEBUBU		743,461.33	743,461.33	65.00%
MRR GOG	CONSTRUCTION OF 1NO. 2-STOREY ADMINISTRATION BLOCK AT SALAGA		452,160.11	452,160.11	55.00%
MRR GOG	CONSTRUCTION OF 2NO. SENIOR STAFF BUNGALOWS AT HWIDIEM		876,541.62	876,541.62	97.00%
MRR GOG	CONSTRUCTION OF 1NO. 2-STOREY ADMINISTRATION BLOCK AT BOLE		478,386.57	478,386.57	50.00%
MRR GOG	CONSTRUCTION OF 1NO. 2-STOREY ADMINISTRATION BLOCK AT KETE-KRACHI		953,858.93	953,858.93	65.00%
MRR GOG	CONSTRUCTION OF 1 NO. TWO(2) STOREY ADMINISTRATION BLOCK AT BODI		1,244,926.94	1,244,926.94	70.00%
MRR GOG	CONSTRUCTION OF 1NO. 2-STOREY ADMINISTRATION BLOCK AT HWIDIEM		1,112,915.57	1,112,915.57	50.00%
MRR GOG	CONSTRUCTION OF 1NO. 2-STOREY ADMINISTRATION BLOCK AT JUABOSO		1,288,846.58	1,288,846.58	85.00%
MRR GOG	CONSTRUCTION OF 2NO. SENIOR STAFF BUNGALOWS AT PRANG		907,283.16	907,283.16	85.00%

MDA	PRIORITY AREA/PROJECT DESCRIPTION	GOODS & SERVICES (in GH¢)	CAPEX (in GH¢)	TOTAL (in GH¢)	STATUS OF IMPLEMENTATION (%)
MRR GOG	CONSULTANCY FEE CLAIM NO.2 ERECTION AND COMPLETION OF STAFF BUNGALOWS, DECENTRALISED DEPARTMENTS ADMINISTRATION BLOCKS AND REGIONAL COORDINATING COUNCIL ADM BLOCKS FOR THE SIX (6) NEW REGIONS		4,536,366.75	4,536,366.75	57.00%
	<b>MINISTRY OF WATER RESOURCES AND SANITATION</b>	-	<b>25,399,652.12</b>	<b>25,399,652.12</b>	
	<b>WATER AND SANITATION</b>	-	<b>25,399,652.12</b>	<b>25,399,652.12</b>	
MSWR GOG	HYDROGEOLOGICAL SURVEY AND CONSULTANCY OF MECHANISED AND HANDPUMP BOREHOLES FOR SELECTED COMMUNITIES IN TAMALE METRO AND YENDI MUNICIPAL ASSEMBLIES		27,056.00	27,056.00	Ongoing
MSWR GOG	SUPPLY AND INSTALLATION OF 1000 NO. 240 LITRE BINS WITH METAL CAGES		868,000.01	868,000.01	100.00%
MSWR GOG	HYDROGEOLOGICAL SURVEY AND CONSULTANCY OF MECHANISED AND HANDPUMP BOREHOLES FOR SELECTED COMMUNITIES IN THE ASHANTI REGION		61,404.00	61,404.00	Ongoing
MSWR GOG	HYDROGEOLOGICAL SURVEY AND CONSULTANCY OF MECHANISED AND HANDPUMP BOREHOLES FOR SELECTED COMMUNITIES IN BRONG AHAFO REGION		97,704.00	97,704.00	Ongoing
MSWR GOG	HYDROGEOLOGICAL SURVEY AND CONSULTANCY OF MECHANISED AND HANDPUMP BOREHOLES FOR SELECTED COMMUNITIES IN THE BRONG AHAFO REGION (LOT 7 AND LOT9)		67,200.00	67,200.00	Ongoing
MSWR GOG	HYDROGEOLOGICAL SURVEY AND CONSULTANCY OF MECHANISED AND HANDPUMP BOREHOLES FOR SELECTED COMMUNITIES IN THE UPPER WEST REGION LOT 4		395,889.10	395,889.10	100.00%
MSWR GOG	SUPPLY AND INSTALLATION OF 1000 NO. LITRE BINS WITH METAL CAGES		896,600.01	896,600.01	100.00%

MDA	PRIORITY AREA/PROJECT DESCRIPTION	GOODS & SERVICES (in GH¢)	CAPEX (in GH¢)	TOTAL (in GH¢)	STATUS OF IMPLEMENTATION (%)
MSWR GOG	HYDROGEOLOGICAL SURVEY AND CONSULTANCY OF MECHANISED AND HANDPUMP BOREHOLES FOR SELECTED COMMUNITIES IN THE EASTERN REGION AND VOLTA REGION		38,340.00	38,340.00	Ongoing
MSWR GOG	HYDROGEOLOGICAL SURVEY AND CONSULTANCY OF MECHANISED AND HANDPUMP BOREHOLES FOR SELECTED COMMUNITIES		57,400.00	57,400.00	Ongoing
MSWR GOG	HYDROGEOLOGICAL SURVEY AND CONSTRUCTION OF MECHANISED AND HANDPUMP BOREHOLES FOR SELECTED COMMUNITIES		84,001.00	84,001.00	Ongoing
MSWR GOG	HYDROGEOLOGICAL SURVEY AND CONSULTANCY SERVICE FOR THE CONSTRUCTION OF MECHANISED AND HANDPUMP BOREHOLES FOR SELECTED COMMUNITIES		61,060.00	61,060.00	Ongoing
MSWR GOG	PURCHASE OF 65.5 ACRE OF LAND AT AYINDAN IN THE GREATER ACCRA REGION		8,400,000.00	8,400,000.00	Purchase of land plus equipment on the land for the development of integrated waste management site
MSWR GOG	HYDROGEOLOGICAL SURVEY AND CONSULTANCY SERVICE FOR THE CONSTRUCTION OF MECHANISED AND HANDPUMP BOREHOLES FOR SELECTED COMMUNITIES		70,000.00	70,000.00	Ongoing
MSWR GOG	SUPPLY AND INSTALLATION OF 1000 NO.240 LITRE BINS WITH METAL CAGES		495,999.63	495,999.63	100.00%
MSWR GOG	CONSULTANCY SERVICES IN THE UPPER WEST REGION (LOT4)		31,284.00	31,284.00	Ongoing
MSWR GOG	DRILLING OF BOREHOLES IN THE BONO EAST REGION		332,494.81	332,494.81	68.00%
MSWR GOG	CONSTRUCTION OF BOREHOLES IN THE BRONG AHAFO REGION		386,273.60	386,273.60	60.00%
MSWR GOG	DRILLING OF BOREHOLES IN THE UPPER EAST REGION		496,425.50	496,425.50	65.00%
MSWR GOG	DRILLING OF BOREHOLES IN ACCRA		213,850.75	213,850.75	65.00%
MSWR GOG	CONSTRUCTION OF HOSTEL BLOCK AND ANCILLARY FACILITIES AT THE HO SCHOOL OF HYGIENE		144,425.04	144,425.04	25.00%

MDA	PRIORITY AREA/PROJECT DESCRIPTION	GOODS & SERVICES (in GH¢)	CAPEX (in GH¢)	TOTAL (in GH¢)	STATUS OF IMPLEMENTATION (%)
MSWR GOG	DRILLING OF BOREHOLES IN THE WESTERN REGION		259,278.80	259,278.80	65.00%
MSWR GOG	DRILLING OF BOREHOLES IN THE ASHANTI REGION		278,463.95	278,463.95	65.00%
MSWR GOG	DRILLING OF BOREHOLES IN THE ASHANTI REGION		259,679.57	259,679.57	65.00%
MSWR GOG	DRILLING OF BOREHOLES IN EASTERN REGION		495,531.09	495,531.09	100.00%
MSWR GOG	CONSTRUCTION OF BOREHOLES IN VOLTA REGION		300,079.62	300,079.62	65.00%
MSWR GOG	DRILLING OF BOREHOLES IN THE UPPER WEST REGION		83,114.50	83,114.50	80.00%
MSWR GOG	CONSTRUCTION OF HOUSEHOLD TOILETS IN CENTRAL REGION		358,436.70	358,436.70	100.00%
MSWR GOG	DRILLING OF BOREHOLES IN THE UPPER EAST REGION		435,345.00	435,345.00	65.00%
MSWR GOG	DRILLING OF BOREHOLES IN THE UPPER EAST REGION		500,715.57	500,715.57	65.00%
MSWR GOG	CONSTRUCTION OF INSTITUTIONAL LATRINES IN THE EASTERN REGION		111,853.00	111,853.00	25.00%
MSWR GOG	CONSTRUCTION OF INSTITUTIONAL TOILETS IN THE BONO REGION		147,463.74	147,463.74	40.00%
MSWR GOG	CONSTRUCTION OF MECHANISED AND HANDPUMP BOREHOLES IN SELECTED COMMUNITIES IN THE BRONG AHAFO REGION		114,211.21	114,211.21	75.00%
MSWR GOG	SUPPLY AND INSTALLATION OF LAPTOPS, DESKTOP COMPUTERS AND PRINTERS		97,232.00	97,232.00	100.00%
MSWR GOG	CONSTRUCTION OF MECHANISED AND HANDPUMP BOREHOLES IN SELECTED COMMUNITIES IN THE BRONG AHAFO REGION		319,517.46	319,517.46	65.00%
MSWR GOG	CONSTRUCTION OF MECHANISED AND HANDPUMP BOREHOLES IN SELECTED COMMUNITIES IN THE GREATER ACCRA REGION		202,555.75	202,555.75	65.00%
MSWR GOG	CONSTRUCTION OF MECHANISED AND HANDPUMP BOREHOLES IN SELECTED COMMUNITIES IN THE BRONG AHAFO REGION LOT 7		430,913.20	430,913.20	70.00%
MSWR GOG	HYDROGEOLOGICAL CONSULTANCY SERVICES FOR SITING, DRILLING AND CONSTRUCTION OF BOREHOLES IN THE UPPER WEST REGION		39,105.00	39,105.00	Ongoing

MDA	PRIORITY AREA/PROJECT DESCRIPTION	GOODS & SERVICES (in GH¢)	CAPEX (in GH¢)	TOTAL (in GH¢)	STATUS OF IMPLEMENTATION (%)
MSWR GOG	CONSTRUCTION OF INSTITUTIONAL TOILETS IN THE UPPER EAST REGION		48,526.65	48,526.65	15.00%
MSWR GOG	CONSTRUCTION OF MECHANISED AND HANDPUMP BOREHOLES FOR SELECTED COMMUNITIES IN THE ASHANTI REGION LOT 10		352,296.89	352,296.89	65.00%
MSWR GOG	CONSTRUCTION OF BOREHOLES IN THE WESTERN REGION		160,595.96	160,595.96	75.00%
MSWR GOG	CONSTRUCTION OF BOREHOLES IN THE BONO REGION		267,680.37	267,680.37	60.00%
MSWR GOG	CONSTRUCTION OF HOUSEHOLD TOILETS IN THE ASHANTI REGION		150,300.40	150,300.40	34.00%
MSWR GOG	HYDRO GEOPHYSICAL SURVEY AND CONSULTANCY SUPERVISION FOR THE CONSTRUCTION OF MECHANISED AND HANDPUMP BOREHOLES FOR SOME SELECTED COMMUNITIES IN THE CENTRAL REGION.		32,660.00	32,660.00	Ongoing
MSWR GOG	CONSTRUCTION OF INSTITUTIONAL TOILETS IN ATIWA IN THE EASTERN REGION		104,205.00	104,205.00	35.00%
MSWR GOG	DRILLING OF BOREHOLES IN THE CENTRAL REGION		210,607.20	210,607.20	65.00%
MSWR GOG	HYDROGEOLOGICAL SERVICES FOR BOREHOLE SITING AND DRILLING IN THE UPPER EAST REGION LOT1		79,875.00	79,875.00	Ongoing
MSWR GOG	SUPPLY OF VEHICLES		1,887,896.01	1,887,896.01	10000.00%
MSWR GOG	CONSTRUCTION OF HOUSEHOLD TOILETS IN GREATER KUMASI METROPOLITAN AREA LOT 10		548,548.00	548,548.00	140 household toilets out of 200 completed
MSWR GOG	CONSTRUCTION OF INSTITUTIONAL TOILET AT EFUTU SENIOR HIGH SCHOOL		121,073.07	121,073.07	40.00%
MSWR GOG	CONSTRUCTION OF BOREHOLES IN SELECTED COMMUNITIES WITHIN THE GREATER ACCRA REGION FOR MINISTRY OF SANITATION AND WATER RESOURCES		642,465.85	642,465.85	80.00%
MSWR GOG	CONSTRUCTION OF HOUSEHOLD TOILETS IN TAMALE METROPOLIS		80,000.00	80,000.00	20.00%



MDA	PRIORITY AREA/PROJECT DESCRIPTION	GOODS & SERVICES (in GH¢)	CAPEX (in GH¢)	TOTAL (in GH¢)	STATUS OF IMPLEMENTATION (%)
MSWR GOG	SUPERVISION ACTIVITIES OF BOREHOLE DRILLING IN THE BONO AND AHAFO REGION		116,836.50	116,836.50	Ongoing
MSWR GOG	DRILLING OF BOREHOLES IN THE ASHANTI REGION		107,250.35	107,250.35	60.00%
MSWR GOG	DRILLING OF BOREHOLES IN THE ASHANTI REGION		142,503.00	142,503.00	65.00%
MSWR GOG	CONSTRUCTION OF BOREHOLES IN SELECTED COMMUNITIES IN THE EASTERN REGION		187,965.05	187,965.05	65.00%
MSWR GOG	CONSTRUCTION OF BOREHOLES IN SELECTED COMMUNITIES IN THE EASTERN REGION		281,392.60	281,392.60	65.00%
MSWR GOG	CONSTRUCTION OF HOUSEHOLD TOILETS IN SELECTED HOUSEHOLDS IN THE WESTERN REGION		159,574.68	159,574.68	36.00%
MSWR GOG	BOREHOLES SITING AND DRILLING IN THE UPPER EAST REGION		79,875.00	79,875.00	Ongoing
MSWR GOG	SUPPLY AND INSTALLATION OF BOREHOLE HAND PUMPS		1,600,000.00	1,600,000.00	50.00%
MSWR GOG	CONSTRUCTION OF BOREHOLES AND MECHANISED WATER SYSTEMS IN THE GREATER ACCRA REGION		281,281.34	281,281.34	100.00%
MSWR GOG	CONSTRUCTION OF 22 MECHANISED AND HAND PUMP BOREHOLES FOR SELECTED COMMUNITIES IN THE BRONG AHAFO REGION		97,339.59	97,339.59	75.00%
	<b>MINISTRY OF WORKS AND HOUSING</b>	-	<b>115,854,067.55</b>	<b>115,854,067.55</b>	
	<b>WORKS AND HOUSING INFRASTRUCTURE</b>	-	<b>115,854,067.55</b>	<b>115,854,067.55</b>	
MWRW H GOG	CONSTRUCTION OF THE AXIM COASTAL PROTECTION PROJECT M/S MAKAM PLANT HIRE LIMITED (MPH)		16,176,210.00	16,176,210.00	70.00%
MWRW H GOG	CONSTRUCTION OF CONCRETE DRAIN AT TANO NORTH		281,043.24	281,043.24	100.00%
MWRW H GOG	2018 NATIONAL FLOOD CONTROL PROGRAMME AT SANTA MARIA LOT 10.		197,788.50	197,788.50	100.00%
MWRW H GOG	2018 NATIONAL FLOOD CONTROL PROGRAMME FOR KASOA OKRUDU '2'		29,988.00	29,988.00	100.00%
MWRW H GOG	CONSTRUCTION OF CONCRETE DRAIN AT APIREDE		237,175.21	237,175.21	100.00%



MDA	PRIORITY AREA/PROJECT DESCRIPTION	GOODS & SERVICES (in GH¢)	CAPEX (in GH¢)	TOTAL (in GH¢)	STATUS OF IMPLEMENTATION (%)
MWRW H GOG	CONSTRUCTION OF CONCRETE DRAIN AT ASHIYE		262,523.60	262,523.60	100.00%
MWRW H GOG	CONSTRUCTION OF CONCRETE DRAIN AT GBAWE LAFA TRIBUTARY		189,881.07	189,881.07	100.00%
MWRW H GOG	CONSTRUCTION OF CONCRETE DRAIN AT TECHIMAN		1,891,159.26	1,891,159.26	100.00%
MWRW H GOG	2018 NATIONAL FLOOD CONTROL PROGRAMME AT SANTA MARIA		199,221.75	199,221.75	100.00%
MWRW H GOG	CONSTRUCTION OF CONCRETE DRAIN AT TAIFA		893,110.50	893,110.50	0.00%
MWRW H GOG	2015 NATIONAL FLOOD CONTROL PROGRAMME AT AMRAHIA		12,000.00	12,000.00	100.00%
MWRW H GOG	CONSTRUCTION OF CONCRETE DRAIN AT APIREDE		280,799.30	280,799.30	100.00%
MWRW H GOG	CONSTRUCTION OF CONCRETE DRAIN AT TAFO PANKRONO		675,227.70	675,227.70	100.00%
MWRW H GOG	CONSTRUCTION OF CONCRETE DRAIN AT NSAWAM DJANKROM		1,897,619.11	1,897,619.11	100.00%
MWRW H GOG	2018 NATIONAL FLOOD CONTROL PROGRAMME AT WINNEBA AREA		49,896.00	49,896.00	100.00%
MWRW H GOG	CONSTRUCTION OF CONCRETE DRAIN AT NEW NINGO		817,839.09	817,839.09	100.00%
MWRW H GOG	2018 NATIONAL FLOOD CONTROL PROGRAMME AT AWOSHIE AMANGOASE		770,106.63	770,106.63	100.00%
MWRW H GOG	CONSTRUCTION OF CONCRETE DRAIN AT ASANKRAGUA		1,209,868.87	1,209,868.87	70.00%
MWRW H GOG	NATIONAL FLOOD CONTROL PROGRAMME AT KATAMANSO		99,799.00	99,799.00	100.00%
MWRW H GOG	FLOOD CONTROL AT KORKORDJOR		99,943.20	99,943.20	100.00%
MWRW H GOG	CONSTRUCTION OF CONCRETE DRAIN AT ASANKRAGUA		947,604.60	947,604.60	100.00%
MWRW H GOG	FLOOD CONTROL AT SANTA MARIA LOT 6		199,795.05	199,795.05	100.00%
MWRW H GOG	FLOOD CONTROL AT DZODZE		70,000.00	70,000.00	100.00%
MWRW H GOG	CONSTRUCTION OF CONCRETE DRAIN AT NUNGUA		827,631.95	827,631.95	70.00%
MWRW H GOG	CONSTRUCTION OF CONCRETE DRAIN AT BOLGATANGA KUMBOSCO		831,242.81	831,242.81	0.00%
MWRW H GOG	FLOOD CONTROL, ATONSO ABOABO		99,618.75	99,618.75	100.00%

MDA	PRIORITY AREA/PROJECT DESCRIPTION	GOODS & SERVICES (in GH¢)	CAPEX (in GH¢)	TOTAL (in GH¢)	STATUS OF IMPLEMENTATION (%)
MWRW H GOG	FLOOD CONTROL, ABOABO		99,187.20	99,187.20	100.00%
MWRW H GOG	CONSTRUCTION OF CONCRETE DRAIN AT ASHANTI NSUTA		948,627.32	948,627.32	100.00%
MWRW H GOG	CONSTRUCTION OF CONCRETE DRAIN AT SOUTH NIMA/NIMA DOWNSTREAM		4,005,938.82	4,005,938.82	40.00%
MWRW H GOG	2018 NATIONAL FLOOD CONTROL PROGRAMME AT WINNEBA		49,896.00	49,896.00	100.00%
MWRW H GOG	2017 NATIONAL FLOOD CONTROL PROGRAMME DAWHENYA		50,321.25	50,321.25	0.00%
MWRW H GOG	FLOOD CONTROL AT DAWHENYA COMM 25		99,988.50	99,988.50	100.00%
MWRW H GOG	FLOOD CONTROL AT TAMALE GUAMANI		49,896.00	49,896.00	100.00%
MWRW H GOG	FLOOD CONTROL AT HOHOE LOT 1		49,896.00	49,896.00	100.00%
MWRW H GOG	FLOOD CONTROL AT DODOWA		99,960.00	99,960.00	100.00%
MWRW H GOG	FLOOD CONTROL ATAKROPONG LOT 2		99,437.65	99,437.65	100.00%
MWRW H GOG	CONSTRUCTION OF CONCRETE DRAIN AT ASHIYE		405,783.00	405,783.00	100.00%
MWRW H GOG	CONSTRUCTION OF CONCRETE DRAIN AT OFOASE KOKOBEN		1,263,465.47	1,263,465.47	100.00%
MWRW H GOG	FLOOD CONTROL AT DENSU DOWN STREAM LOT 3		99,792.00	99,792.00	100.00%
MWRW H GOG	REHAB OF PSHLSB OFFICE		147,658.00	147,658.00	100.00%
MWRW H GOG	FLOOD CONTROL AT SANTA MARIA LOT 7		199,221.75	199,221.75	100.00%
MWRW H GOG	FLOOD CONTROL AT TAKORADI KWESIMINTIM		99,943.20	99,943.20	100.00%
MWRW H GOG	FLOOD CONTROL AT ABOABO KUMASI		98,380.00	98,380.00	100.00%
MWRW H GOG	FLOOD CONTROL AT SUNYANI PENKWASI		99,761.76	99,761.76	100.00%
MWRW H GOG	FLOOD CONTROL AT KLEIMAN		99,962.10	99,962.10	100.00%
MWRW H GOG	FLOOD CONTROL AT AGONA SWEDRU		99,962.10	99,962.10	100.00%
MWRW H GOG	FLOOD CONTROL DENSU DOWN STREAM LOT 2		199,584.00	199,584.00	100.00%
MWRW H GOG	FLOOD CONTROL AT SANTA MARIA LOT 8		198,935.10	198,935.10	100.00%
MWRW H GOG	RENOVATION OF BUNGALOW NO M14 NEW RINGWAY ESTATE		13,803.35	13,803.35	100.00%

MDA	PRIORITY AREA/PROJECT DESCRIPTION	GOODS & SERVICES (in GH¢)	CAPEX (in GH¢)	TOTAL (in GH¢)	STATUS OF IMPLEMENTATION (%)
MWRW H GOG	CONSTRUCTION OF AXIM COASTAL PROTECTION PROJECT		9,411,692.30	9,411,692.30	80.00%
MWRW H GOG	FLOOD CONTROL AT SANTA MARIA LOT 9		199,508.40	199,508.40	100.00%
MWRW H GOG	CONSTRUCTION OF TRAPEZOIDAL DRAIN AT BOLGATANGA SWAWABA		170,449.79	170,449.79	100.00%
MWRW H GOG	FLOOD CONTROL AT DENSU DOWN STREAM LOT 7		199,631.25	199,631.25	100.00%
MWRW H GOG	2018 NATIONAL FLOOD CONTROL PROGRAMME AT SANTA MARIA LOT6		199,795.05	199,795.05	100.00%
MWRW H GOG	FLOOD CONTROL AT HO		49,911.12	49,911.12	100.00%
MWRW H GOG	FLOOD CONTROL AT AKROPONG LOT 1		198,960.30	198,960.30	100.00%
MWRW H GOG	CONSTRUCTION OF CONCRETE DRAIN AT TAMALE CENTRAL HOTEL AREA		783,238.50	783,238.50	60.00%
MWRW H GOG	2018 NATIONAL FLOOD CONTROL PROGRAMME AT ASHIAMANN		99,746.85	99,746.85	100.00%
MWRW H GOG	2018 NATIONAL FLOOD CONTROL PROGRAMME AT KASOA OKRUDU		19,404.00	19,404.00	100.00%
MWRW H GOG	2018 NATIONAL FLOOD CONTROL PROGRAMME AT SANTA MARIA LOT 2		199,852.38	199,852.38	100.00%
MWRW H GOG	CONSTRUCTION OF DANSOMAN EMERGENCY SEA DEFENCE PROJECT		10,000,000.00	10,000,000.00	70.00%
MWRW H GOG	ENGINEERING DESIGNS FOR THE IMPLEMENTATION OF THE SISIAN AND WIWI DRAINAGE		2,135,298.38	2,135,298.38	50.00%
MWRW H GOG	REHABILITATION OF THE GROUND AND FIRST FLOOR OF THE MINISTERIAL BLOCK		774,014.87	774,014.87	50.00%
MWRW H GOG	SECURITY SERVICES AT THE GOVT AFFORDABLE HOUSING-PERIOD JANUARY,2017 TO MARCH,2019.		431,250.00	431,250.00	100.00%
MWRW H GOG	CONSTRUCTION OF DRAIN AT KUMASI AMAKOM E.P. CHURCH AREA		2,142,284.14	2,142,284.14	100.00%
MWRW H GOG	2018 NATIONAL FLOOD CONTROL PROGRAMME AT SANTA MARIA		199,967.04	199,967.04	100.00%
MWRW H GOG	CONSTRUCTION OF CONCRETE DRAINS AT TEPA BEPOSO		1,110,141.76	1,110,141.76	100.00%

MDA	PRIORITY AREA/PROJECT DESCRIPTION	GOODS & SERVICES (in GH¢)	CAPEX (in GH¢)	TOTAL (in GH¢)	STATUS OF IMPLEMENTATION (%)
MWRW H GOG	CONSTRUCTION OF DIXCOVE COASTAL PROTECTION WORKS		5,000,000.00	5,000,000.00	12.00%
MWRW H GOG	CONSTRUCTION OF CONCRETE DRAIN AT KPANDAI		436,940.00	436,940.00	100.00%
MWRW H GOG	2018 NATIONAL FLOOD CONTROL PROGRAMME AT NUNGUA		82,651.37	82,651.37	100.00%
MWRW H GOG	CONSTRUCTION OF CONCRETE DRAINS AT MADINA ZONGO		1,900,037.00	1,900,037.00	100.00%
MWRW H GOG	CONSTRUCTION OF THE AMANFUL KUMAH SEA DEFENCE PROJECT		10,000,000.00	10,000,000.00	45.00%
MWRW H GOG	CONSTRUCTION OF AXIM SEA DEFENCE PROJECT		10,000,000.00	10,000,000.00	90.00%
MWRW H GOG	CONSTRUCTION OF CONCRETE DRAIN AT ASIAMAN		568,367.10	568,367.10	75.00%
MWRW H GOG	CONSULTANCY SERVICES FOR LAFA PROJECT BY WATERTECH LIMITED.		1,678,156.54	1,678,156.54	50.00%
MWRW H GOG	CONSULTANCY SERVICES FOR LAFA PROJECT FOR WATERTECH LIMITED.		1,006,893.92	1,006,893.92	70.00%
MWRW H GOG	CONSTRUCTION OF CONCRETE DRAIN AT REHOBAB		677,188.04	677,188.04	0.00%
MWRW H GOG	CONSTRUCTION OF CONCRETE DRAIN AT ADENTA		1,120,984.75	1,120,984.75	100.00%
MWRW H GOG	2018 NATIONAL FLOOD CONTROL PROGRAMME AT NUNGUA		99,792.00	99,792.00	100.00%
MWRW H GOG	CONSTRUCTION OF CONCRETE DRAIN AT MORTON INTERNATIONAL SCHOOL		284,459.09	284,459.09	100.00%
MWRW H GOG	CONSTRUCTION OF CONCRETE DRAIN AT TAFO PANKRONO		1,220,373.30	1,220,373.30	100.00%
MWRW H GOG	2018 NATION FLOOD CONTROL PROGRAMME AT TAMALE CENTRAL		99,845.55	99,845.55	100.00%
MWRW H GOG	2018 NATIONAL FLOOD CONTROL PROGRAMME		99,943.20	99,943.20	100.00%
MWRW H GOG	CONSTRUCTION OF CONCRETE DRAIN AT SUKURA		1,120,972.24	1,120,972.24	100.00%
MWRW H GOG	CONSTRUCTION OF CONCRETE DRAIN AT SAWLA		380,799.07	380,799.07	100.00%
MWRW H GOG	CONSTRUCTION OF CONCRETE DRAIN AT GARU TIMPANI		379,414.07	379,414.07	100.00%
MWRW H GOG	CONSTRUCTION OF CONCRETE DRAIN AT KPANDAI		23,100.00	23,100.00	100.00%
MWRW H GOG	CONSTRUCTION OF CONCRETE DRAIN AT NUNGUA		422,482.00	422,482.00	100.00%

MDA	PRIORITY AREA/PROJECT DESCRIPTION	GOODS & SERVICES (in GH¢)	CAPEX (in GH¢)	TOTAL (in GH¢)	STATUS OF IMPLEMENTATION (%)
MWRW H GOG	CONSTRUCTION OF CONCRETE DRAIN AT APIREDE		12,486.79	12,486.79	100.00%
MWRW H GOG	2018 NATIONAL FLOOD CONTROL PROGRAMME AT KUMASI ADIEBEBE		99,960.00	99,960.00	100.00%
MWRW H GOG	CONSTRUCTION OF CONCRETE DRAIN AT ASHIYE		13,963.40	13,963.40	100.00%
MWRW H GOG	CONSTRUCTION OF CONCRETE DRAIN AT AWOSHIE AMANGOASE		651,063.00	651,063.00	100.00%
MWRW H GOG	CONSTRUCTION OF CONCRETE DRAIN AT SUNYANI ESTATE		549,484.20	549,484.20	0.00%
MWRW H GOG	2017 NATIONAL FLOOD CONTROL PROGRAMME FOR MWH AT ANAJI		49,612.50	49,612.50	100.00%
MWRW H GOG	2015 NATIONAL FLOOD CONTROL PROGRAMME FOR MWH AT KASOA		48,000.00	48,000.00	100.00%
MWRW H GOG	CONSTRUCTION OF CONCRETE DRAIN AT SANTA MARIA (PLUS FM AREA)		1,899,115.92	1,899,115.92	100.00%
MWRW H GOG	CONSTRUCTION OF CONCRETE DRAIN AT OFOASE KOKOBEN CENTRAL		346,807.50	346,807.50	100.00%
MWRW H GOG	CONSTRUCTION OF CONCRETE DRAIN AT WINNEBA NTAFAKOR		326,334.60	326,334.60	50.00%
MWRW H GOG	CONSTRUCTION OF CONCRETE DRAIN AT LA MARKET AREA		826,320.60	826,320.60	100.00%
MWRW H GOG	2018 NATIONAL FLOOD CONTROL PROGRAMME FOR MWH AT MATAHEKO		878,965.88	878,965.88	100.00%
MWRW H GOG	CONSTRUCTION OF CONCRETE DRAIN AT TAMALE CENTRAL HOTEL AREA.		2,058,086.14	2,058,086.14	100.00%
MWRW H GOG	2018 NATIONAL FLOOD CONTROL PROGRAMME FOR MWH AT KUMASI CHIRAPATRE		99,792.00	99,792.00	100.00%
MWRW H GOG	CONSTRUCTION OF CONCRETE DRAIN AT AKIM ODA		282,446.46	282,446.46	100.00%
MWRW H GOG	CONSTRUCTION OF CONCRETE DRAIN AT BAALE		966,421.00	966,421.00	100.00%
MWRW H GOG	REHABILITATION OF THE GROUND AND FIRST FLOORS OF THE MINISTERIAL BLOCK OF MWH.		701,749.47	701,749.47	60.00%
MWRW H GOG	2018 NATIONAL FLOOD CONTROL PROGRAMME FOR MWH AT KOFORIDUA NSUKWAO		673,812.00	673,812.00	100.00%

MDA	PRIORITY AREA/PROJECT DESCRIPTION	GOODS & SERVICES (in GH¢)	CAPEX (in GH¢)	TOTAL (in GH¢)	STATUS OF IMPLEMENTATION (%)
MWRW H GOG	2018 NATIONAL FLOOD CONTROL PROGRAMME FOR MWH AT TUBA		99,960.00	99,960.00	100.00%
MWRW H GOG	CONSTRUCTION OF CONCRETE DRAIN AT NSAWAM DJANKROM		99,985.89	99,985.89	100.00%
MWRW H GOG	CONSTRUCTION OF CONCRETE DRAIN AT WEST LEGON		283,829.75	283,829.75	100.00%
MWRW H GOG	CONSTRUCTION OF CONCRETE DRAIN AT MADINA MAYEHOT		786,061.00	786,061.00	0.00%
MWRW H GOG	CONSTRUCTION OF CONCRETE CULVERT AT PANTANG		29,996.12	29,996.12	0.00%
MWRW H GOG	RENOVATION OF BUNGALOW NO.55		254,947.80	254,947.80	0.00%
MWRW H GOG	2018 NATIONAL FLOOD CONTROL PROGRAMME AT GBAWE LAFA		1,060,826.40	1,060,826.40	0.00%
	<b>MINISTRY OF DEFENCE</b>	-	<b>2,293,040.57</b>	<b>2,293,040.57</b>	
	<b>DEFENCE INFRASTRUCTURE</b>	-	<b>2,293,040.57</b>	<b>2,293,040.57</b>	
MOD GOG	CONSULTANCY SERVICES DONE ON FOB IN THE ELEMBELE DISTRICT OF THE WESTERN REGION		2,293,040.57	2,293,040.57	50.00%
	<b>4.0 INDUSTRIAL DEVELOPMENT</b>	-	<b>31,800,000.00</b>	<b>31,800,000.00</b>	
	<b>4.0 MINISTRY OF TRADE AND INDUSTRY</b>	-	<b>31,800,000.00</b>	<b>31,800,000.00</b>	
MOTI GOG	IMPLEMENTATION OF 1D1F INITIATIVE		8,400,000.00	8,400,000.00	Government's contribution to subsidise the interest rate for companies under the 1D1F
MOTI GOG	IMPLEMENTATION OF 1D1F INITIATIVE		15,000,000.00	15,000,000.00	Government's contribution to subsidise the interest rate for companies under the 1D1F
MOTI GOG	IMPLEMENTATION OF 1D1F-CONSOLIDATED BANK GHANA LTD		8,400,000.00	8,400,000.00	Government's contribution to subsidise the interest rate for companies under the 1D1F
	<b>5.0 PUBLIC INTEREST &amp; ACCOUNTABILITY COMMITTEE (PIAC)</b>	3,091,200.00	-	3,091,200.00	
	<b>MINISTRY OF FINANCE</b>	3,091,200.00	-	3,091,200.00	
	<b>PIAC OPERATIONS</b>	3,091,200.00	-	3,091,200.00	
MOF GOG	OPERATIONS OF THE PUBLIC INTEREST AND ACCOUNTABILITY COMMITTEE FOR THE FIRST QUARTER OF 2020	618,240.00		618,240.00	

MDA	PRIORITY AREA/PROJECT DESCRIPTION	GOODS & SERVICES (in GH¢)	CAPEX (in GH¢)	TOTAL (in GH¢)	STATUS OF IMPLEMENTATION (%)
MOF GOG	OPERATIONS OF THE PUBLIC INTEREST AND ACCOUNTABILITY COMMITTEE FOR THE SECOND QUARTER OF 2020	1,391,040.00		1,391,040.00	
MOF GOG	OPERATIONS OF THE PUBLIC INTEREST AND ACCOUNTABILITY COMMITTEE FOR THE THIRD AND FOURTH QUARTER OF 2020	1,081,920.00		1,081,920.00	
	GRAND TOTAL	643,410,278.50	2,127,713,036.22	2,771,123,314.72	

---

## **Appendix 12: LIST OF PERSONS HOLDING POSITIONS AND QUALIFYING INSTRUMENTS**

### **A. LIST OF PERSONS HOLDING POSITIONS REQUIRED FOR THE OPERATION AND PERFORMANCE OF THE GHANA STABILISATION AND GHANA HERITAGE FUNDS**

#### **Minister of Finance**

Ken Ofori-Atta

#### **Governor, Bank of Ghana**

Dr. Ernest Addison

#### **Members of the Investment Advisory Committee**

1. Mr. Kwamina Duker	Chairman
2. Mr. Samuel Ayim	Member
3. Mrs. Naana Winful Fynn	Member
4. Mr. Yaw A. Abalo	Member
5. Mrs. Mansa Nettey	Member
6. Mr. Yaw Asamoah	Member
7. Mr. Stephen Opata	Member
8. Mr. Brian Frimpong	Co-opted Member
9. Dr. Alhassan Iddrisu	Secretary

### **B. LIST OF QUALIFYING INSTRUMENTS FOR THE GHANA PETROLEUM FUNDS**

In compliance with Section 61 of the PRMA, the GPFs are invested in the following instruments:

- Overnight and call deposits
- Discount notes
- Treasury bills
- Short-term deposits
- Investment grade bonds
- Certificates of deposit
- Commercial papers
- Medium term note





REPUBLIC OF GHANA

## MINISTRY OF FINANCE

*Responsive, Ethical, Efficient, Professional – Transforming Ghana Beyond Aid*

📍 Finance Drive, Ministries-Accra 📠 Digital Address: GA - 144-2024 📧 M40, Accra - Ghana  
☎ +233 302-747-197 📧 info@mofep.gov.gh 🌐 mofep.gov.gh 📺 @ministryoffinanceghana

---

©2018. All rights reserved. No part of this publication may be stored in a retrieval system or transmitted in any or by any means, electronic, mechanical, photocopying, recording or otherwise without the prior written permission of the Ministry of Finance