



REPUBLIC OF GHANA

MINISTRY OF FINANCE

MONTHLY PUBLIC DEBT NEWSLETTER

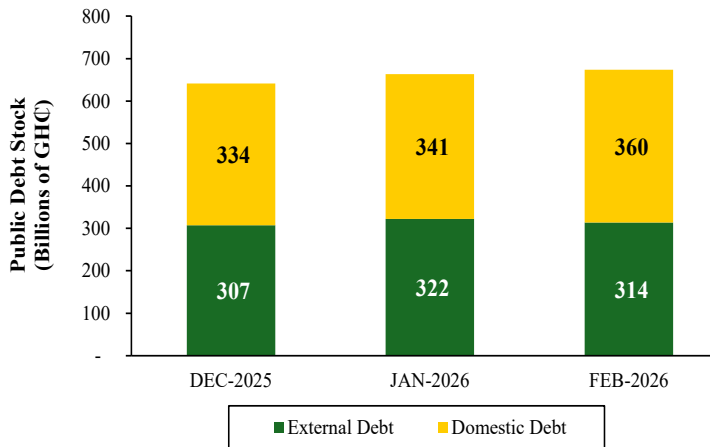
FEBRUARY 2026 EDITION

Public Debt Highlights: February-2026

• **Prov. Central Gov't Debt Stock** : **GHC674.09 bn**
Equivalent to : *US\$63.08 bn*

• **Prov. Central Gov't Debt/Projected GDP** : **42.19%**
Central Gov't External Debt to GDP : *19.63%*
Central Gov't Domestic Debt to GDP : *22.56%*

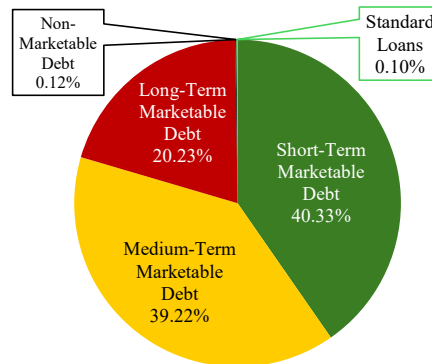
• **Change in Prov. Central Gov't Debt Stock**
YTD : *5.14%*
YoY : *-12.48%*
MoM : *1.61%*



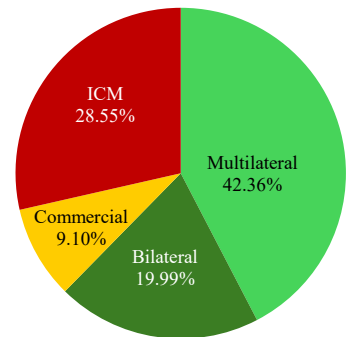
PROVISIONAL CENTRAL GOV'T DEBT STOCK						
	DEC-2025		JAN-2026		FEB-2026	
	GHS' MM	%	GHS' MM	%	GHS' MM	%
TOTAL CG DEBT STOCK	641,111	100.00	663,427	100.00	674,092	100.00
External Debt	307,355	47.94	322,449	48.60	313,644	46.53
Domestic Debt	333,756	52.06	340,978	51.40	360,447	53.47
EXTERNAL DEBT STOCK	307,355	100.00	322,449	100.00	313,644.23	100.00
Multilateral	130,078	42.32	136,912	42.46	132,857.46	42.36
Bilateral	61,373	19.97	64,470	19.99	62,712.14	19.99
Commercial	28,296	9.21	29,312	9.09	28,528.42	9.10
International Capital Market	87,608	28.50	91,754	28.46	89,546.22	28.55
DOMESTIC DEBT STOCK	333,756	100.00	340,978	100.00	360,447.40	100.00
Marketable Debt	332,865	99.73	340,081	99.74	359,631.40	99.77
Short-Term	127,027	38.06	133,850	39.25	145,351.15	40.33
Medium-Term	135,809	40.69	136,201	39.94	141,377.35	39.22
Long-Term	70,029	20.98	70,029	20.54	72,902.90	20.23
Non-Marketable Debt	440	0.13	440	0.13	440.26	0.12
Standard Loans	451	0.14	457	0.13	375.74	0.10

Source: Ministry of Finance

Domestic Debt, end Feb-2026



External Debt, end Feb-2026



• **Total Gross Inflows** - **GHC42.02 bn**
o/w External Debt Disbursements - *GHC2.11 mn*
o/w Domestic Debt Issuances - *GHC42.02 bn*

• **Total Repayments** - **GHC24.79 bn**
o/w External Debt Repayments - *GHC0.35 bn*
o/w Domestic Debt Maturities - *GHC24.44 bn*

Disclaimer: The data provided are provisional. The Ministry reserves the right to revise these figures as new information becomes available.

