



REPUBLIC OF GHANA

MINISTRY OF FINANCE

MONTHLY PUBLIC DEBT NEWSLETTER

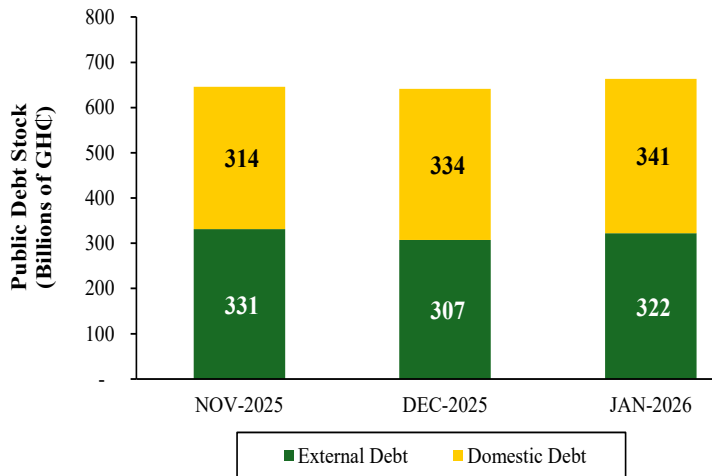
JANUARY 2026 EDITION

Public Debt Highlights: January-2026

• **Prov. Central Gov't Debt Stock** : **GHC663.43 bn**
Equivalent to : *US\$60.59 bn*

• **Prov. Central Gov't Debt/Projected GDP** : **41.54%**
Central Gov't External Debt to GDP : *20.19%*
Central Gov't Domestic Debt to GDP : *21.35%*

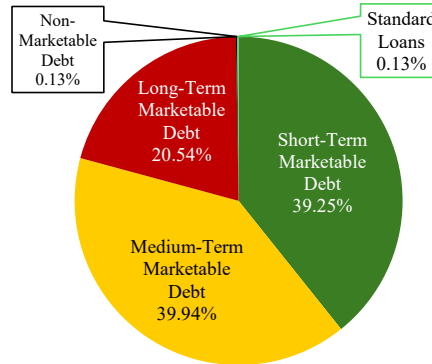
• **Change in Prov. Central Gov't Debt Stock**
YTD : *3.48%*
YoY : *-12.03%*
MoM : *3.48%*



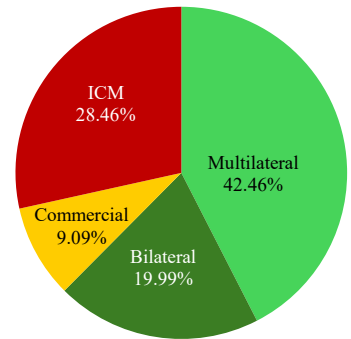
PROVISIONAL CENTRAL GOV'T DEBT STOCK						
	NOV-2025		DEC-2025		JAN-2026	
	GHS' MM	%	GHS' MM	%	GHS' MM	%
TOTAL CG DEBT STOCK	645,727	100.00	641,111	100.00	663,427	100.00
External Debt	331,252	51.30	307,355	47.94	322,449	48.60
Domestic Debt	314,475	48.70	333,756	52.06	340,978	51.40
EXTERNAL DEBT STOCK	331,252	100.00	307,355	100.00	322,448.90	100.00
Multilateral	135,034	40.76	130,078	42.32	136,911.96	42.46
Bilateral	65,412	19.75	61,373	19.97	64,470.31	19.99
Commercial	30,401	9.18	28,296	9.21	29,312.45	9.09
International Capital Market	100,405	30.31	87,608	28.50	91,754.18	28.46
DOMESTIC DEBT STOCK	314,475	100.00	333,756	100.00	340,977.82	100.00
Marketable Debt	313,398	99.66	332,865	99.73	340,080.61	99.74
Short-Term	107,067	34.05	127,027	38.06	133,850.49	39.25
Medium-Term	136,404	43.38	135,809	40.69	136,201.07	39.94
Long-Term	69,927	22.24	70,029	20.98	70,029.05	20.54
Non-Marketable Debt	550	0.17	440	0.13	440.26	0.13
Standard Loans	527	0.17	451	0.14	456.95	0.13

Source: Ministry of Finance

Domestic Debt, end Jan-2026



External Debt, end Jan-2026



• **Total Gross Inflows** - **GHC33.88 bn**
o/w External Debt Disbursements - *GHC0.09 bn*
o/w Domestic Debt Issuances - *GHC33.79 bn*

• **Total Repayments** - **GHC27.12 bn**
o/w External Debt Repayments - *GHC0.22 bn*
o/w Domestic Debt Maturities - *GHC26.90 bn*

Disclaimer: The data provided are provisional. The Ministry reserves the right to revise these figures as new information becomes available.

