



REPUBLIC OF GHANA

## MINISTRY OF FINANCE

# MONTHLY PUBLIC DEBT NEWSLETTER

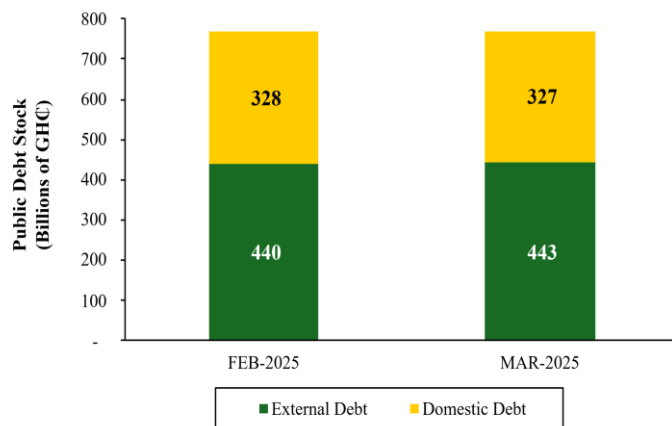
MARCH 2025 EDITION

### Public Debt Highlights: Mar-2025

• **Provisional Nominal Debt Stock** : **GHC769.42 bn**  
*Equivalent to* : *US\$49.52 bn*

• **Provisional Public Debt to Projected GDP : 54.96%**  
*External Debt to GDP* : *31.61%*  
*Domestic Debt to GDP* : *23.35%*

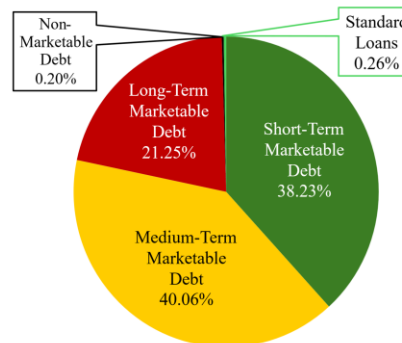
• **Prov. Change in Public Debt Stock**  
*YTD* : *5.88%*  
*YoY* : *12.66%*  
*MoM* : *0.17%*



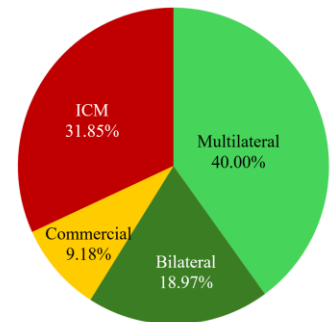
PROVISIONAL CENTRAL GOV'T DEBT STOCK				
	FEB-2025		MAR-2025	
	GHS' MM	%	GHS' MM	%
<b>TOTAL CG DEBT STOCK</b>	<b>768,145</b>	<b>100.00</b>	<b>769,417</b>	<b>100.00</b>
External Debt	440,109	57.30	442,514	57.51
Domestic Debt	328,036	42.70	326,903	42.49
<b>EXTERNAL DEBT STOCK</b>	<b>440,109</b>	<b>100.00</b>	<b>442,513.69</b>	<b>100.00</b>
Multilateral	176,564	40.12	176,985.42	40.00
Bilateral	82,555	18.76	83,958.97	18.97
Commercial	40,056	9.10	40,636.02	9.18
International Capital Market	140,933	32.02	140,933.29	31.85
<b>DOMESTIC DEBT STOCK</b>	<b>328,036</b>	<b>100.00</b>	<b>326,903.12</b>	<b>100.00</b>
Marketable Debt	326,472	99.52	325,387.59	99.54
Short-Term	125,962	38.40	124,988.62	38.23
Medium-Term	131,054	39.95	130,943.11	40.06
Long-Term	69,456	21.17	69,455.86	21.25
Non-Marketable Debt	660	0.20	660.38	0.20
Standard Loans	904	0.28	855.15	0.26

Source: Ministry of Finance

Domestic Debt, end Mar-2025



External Debt, end Mar-2025



• **Total Gross Inflows** - **GHC27.76 bn**  
*o/w External Debt Disbursements* - *GHC0.07 bn*  
*o/w Domestic Debt Issuances* - *GHC27.69 bn*

• **Total Repayments** - **GHC28.09 bn**  
*o/w External Debt Repayments* - *GHC0.24 bn*  
*o/w Domestic Debt Maturities* - *GHC27.85 bn*

Disclaimer: The data herein are provisional. The Ministry reserves the right to revise the figures anytime new information becomes available.

