



REPUBLIC OF GHANA

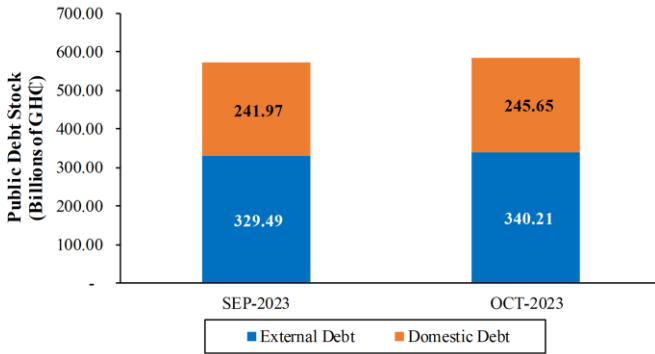
MINISTRY OF FINANCE

MONTHLY DEBT NEWSLETTER

OCTOBER 2023 EDITION

Central Gov't Debt Highlights: Oct-2023

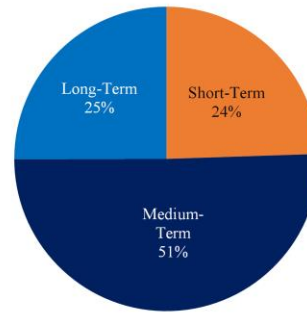
- Nominal Prov. CG Debt Stock : GHC585.86 bn**
Equivalent to : US\$51.05 bn
- Prov. CG Debt Stock to GDP : 69.61%**
o/w External Debt to GDP : 40.42 %
o/w Domestic Debt to GDP : 29.19 %
- Prov. Change in CG Debt Stock**
YTD : 40.82%
YoY : -11.10%
MoM : 3.25%



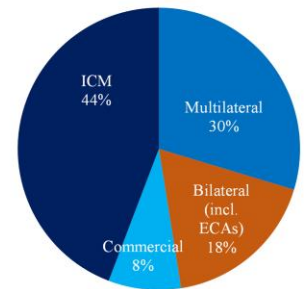
PROVISIONAL CENTRAL GOV'T DEBT STOCK				
	SEP-2023		OCT-2023	
	USD' MM	GHS' MM	USD' MM	GHS' MM
TOTAL CG DEBT STOCK	51,420.64	571,468.45	51,046.03	585,855.28
External Debt	29,647.87	329,494.53	29,642.69	340,209.13
Domestic Debt	21,772.78	241,973.92	21,403.34	245,646.16
EXTERNAL DEBT STOCK	29,647.87	329,494.53	29,642.69	340,209.13
Multilateral	8,815.86	97,975.90	8,794.51	100,934.62
Bilateral	5,267.64	58,542.45	5,279.35	60,591.07
Commercial	2,460.50	27,345.05	2,464.96	28,290.36
International Capital Market	13,103.87	145,631.13	13,103.87	150,393.08
DOMESTIC DEBT STOCK	21,772.78	241,973.92	21,403.34	245,646.16
Short-Term Instruments	5,193.55	57,719.01	5,239.30	60,131.39
Medium-Term Instruments	11,000.53	122,255.46	10,679.85	122,572.68
Long-Term Instruments	5,447.89	60,545.72	5,355.49	61,464.97
Standard Loans	130.81	1,453.73	128.70	1,477.11

Source: Ministry of Finance

Domestic Debt, end Oct-2023



External Debt, end Oct-2023



- Total Debt Inflows - GHC13.29 bn**
o/w External Debt Disbursements - GHC 0.22 bn
o/w Domestic Debt Issuances - GHC13.07 bn
- Total Principal Repayments - GHC10.93 bn**
o/w External Debt Repayments - GHC 0.27 bn
o/w Domestic Debt Maturities - GHC10.66 bn

Disclaimer: The data herein are provisional. The Ministry reserves the right to revise the figures anytime new information becomes available.

