



REPUBLIC OF GHANA

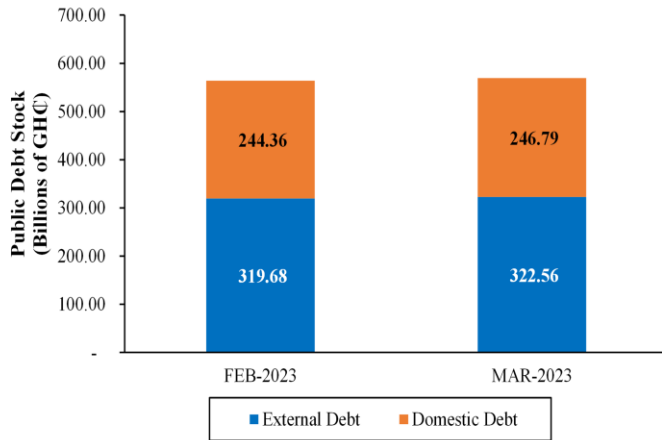
MINISTRY OF FINANCE

MONTHLY PUBLIC DEBT NEWSLETTER

MARCH 2023 EDITION

Public Debt Highlights: Mar-2023

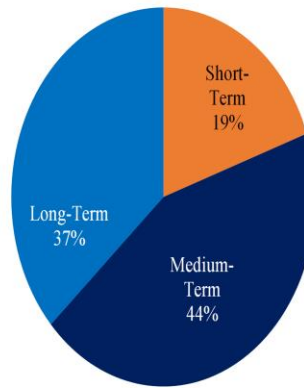
- Prov. Debt Stock** : **GHC569.35 bn**
Equivalent to : *US\$51.67 bn*
- Prov. Public Debt to Proj. GDP** : **71.08%**
o/w External Debt to GDP : *40.27%*
o/w Domestic Debt to GDP : *30.81%*
- Prov. Change in Public Debt Stock**
YTD : *30.79%*
YoY : *45.19%*
MoM : *0.94%*



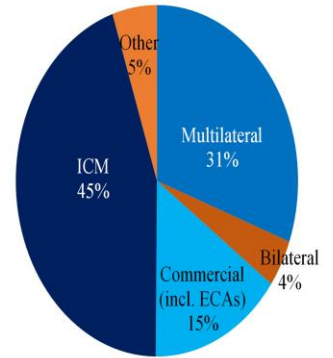
PROVISIONAL PUBLIC DEBT STOCK				
	FEB-2023		MAR-2023	
	USD' MM	GHS' MM	USD' MM	GHS' MM
TOTAL PUBLIC DEBT	51,191.62	564,044.65	51,668.70	569,352.88
External Debt	29,013.55	319,680.04	29,272.66	322,564.17
Domestic Debt	22,178.07	244,364.61	22,396.04	246,788.70
EXTERNAL DEBT STOCK	29,013.55	319,680.04	29,272.66	322,564.17
Multilateral	8,814.78	97,123.88	8,963.55	98,772.00
Bilateral	1,253.23	13,808.50	1,277.65	14,078.85
Export Credits	680.77	7,500.95	695.98	7,669.20
Commercial	3,664.97	40,381.73	3,737.72	41,187.02
International Capital Market	13,103.87	144,382.33	13,103.87	144,395.44
Other Concessional	1,495.93	16,482.64	1,493.89	16,461.66
DOMESTIC DEBT STOCK	22,178.07	244,364.61	22,396.04	246,788.70
Short-Term Instruments	4,108.33	45,266.87	4,382.38	48,290.73
Medium-Term Instruments	9,784.40	107,807.44	9,728.98	107,206.56
Long-Term Instruments	8,228.23	90,661.05	8,227.58	90,662.16
Standard Loans	57.11	629.25	57.10	629.25

Source: Ministry of Finance

Domestic Debt, end Mar-2023



External Debt, end Mar-2023



- Total Debt Inflows** - **GHC13.79 bn**
o/w External Debt Disbursements - *GHC1.05 bn*
o/w Domestic Debt Issuances - *GHC12.74 bn*
- Total Principal Repayments** - **GHC11.39 bn**
o/w External Debt Repayments - *GHC0.25 bn*
o/w Domestic Debt Maturities - *GHC11.14 bn*

Disclaimer: The data herein are provisional. The Ministry reserves the right to revise the figures anytime new information becomes available.

