



REPUBLIC OF GHANA

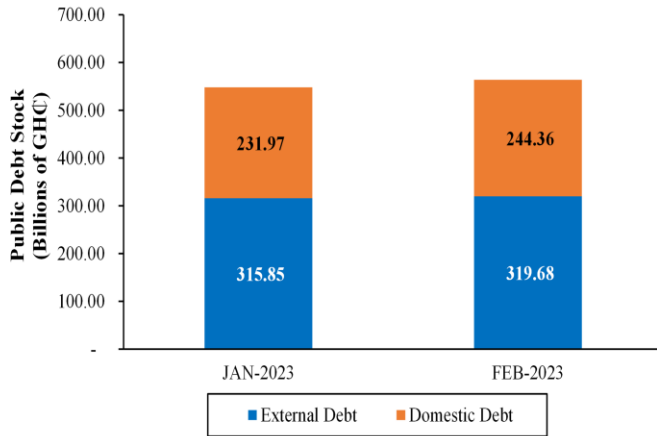
MINISTRY OF FINANCE

MONTHLY PUBLIC DEBT NEWSLETTER

FEBRUARY 2023 EDITION

Public Debt Highlights: Feb-2023

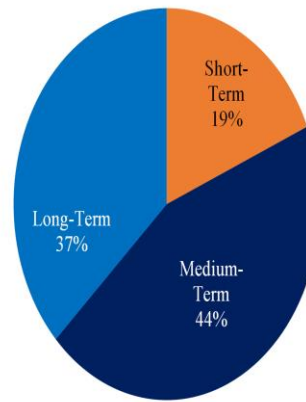
- Prov. Debt Stock : GHC564.04 bn**
Equivalent to : US\$51.19 bn
- Prov. Public Debt to Proj. GDP : 70.42%**
o/w External Debt to GDP : 39.91%
o/w Domestic Debt to GDP : 30.51%
- Prov. Change in Public Debt Stock**
YTD : 29.57%
YoY : 51.50%
MoM : 2.96%



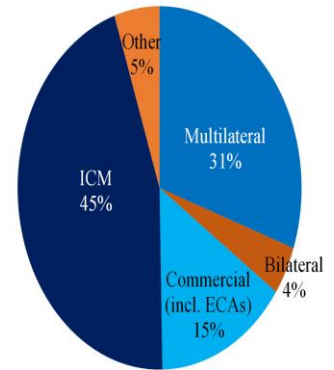
PROVISIONAL PUBLIC DEBT STOCK				
	JAN-2023		FEB-2023	
	USD' MM	GHS' MM	USD' MM	GHS' MM
TOTAL PUBLIC DEBT	50,699.35	547,821.72	51,191.62	564,044.65
External Debt	29,231.02	315,849.95	29,013.55	319,680.04
Domestic Debt	21,468.33	231,971.77	22,178.07	244,364.61
EXTERNAL DEBT STOCK	29,231.02	315,849.95	29,013.55	319,680.04
Multilateral	8,162.19	88,194.90	8,814.78	97,123.88
Bilateral	1,289.96	13,938.42	1,253.23	13,808.50
Export Credits	694.96	7,509.22	680.77	7,500.95
Commercial	4,472.60	48,327.76	3,664.97	40,381.73
International Capital Market	13,103.87	141,591.21	13,103.87	144,382.33
Other Concessional	1,507.45	16,288.44	1,495.93	16,482.64
DOMESTIC DEBT STOCK	21,468.33	231,971.77	22,178.07	244,364.61
Short-Term Instruments	3,588.94	38,779.56	4,108.33	45,266.87
Medium-Term Instruments	10,253.13	110,788.18	9,784.40	107,807.44
Long-Term Instruments	7,566.18	81,754.84	8,228.23	90,661.05
Standard Loans	60.08	649.18	57.11	629.25

Source: Ministry of Finance

Domestic Debt, end Feb-2023



External Debt, end Feb-2023



- Total Debt Inflows - GHC14.42 bn**
o/w External Debt Disbursements - GHC0.56 bn
o/w Domestic Debt Issuances - GHC13.86 bn
- Total Principal Repayments - GHC9.61 bn**
o/w External Debt Repayments - GHC0.30 bn
o/w Domestic Debt Maturities - GHC9.31 bn

Disclaimer: The data herein are provisional. The Ministry reserves the right to revise the figures anytime new information becomes available.

