



REPUBLIC OF GHANA

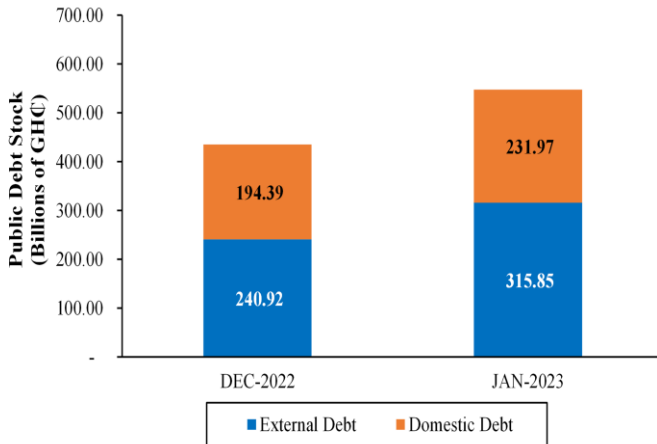
MINISTRY OF FINANCE

MONTHLY PUBLIC DEBT NEWSLETTER

JANUARY 2023 EDITION

Public Debt Highlights: Jan-2023

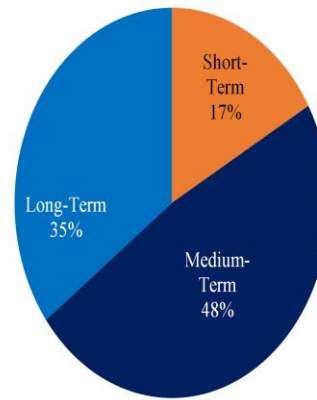
- Prov. Debt Stock** : **GHC547.82 bn**
Equivalent to : *US\$50.70 bn*
- Prov. Public Debt to Proj. GDP** : **68.40%**
o/w External Debt to GDP : *39.44%*
o/w Domestic Debt to GDP : *28.96%*
- Prov. Change in Public Debt Stock**
YTD : *25.85%*
YoY : *55.75%*
MoM : *25.85%*



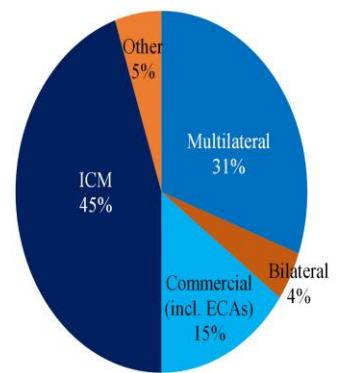
PROVISIONAL PUBLIC DEBT STOCK				
	DEC-2022		JAN-2023	
	USD' MM	GHS' MM	USD' MM	GHS' MM
TOTAL PUBLIC DEBT	52,325.52	435,306.45	50,699.39	547,822.13
External Debt	28,959.46	240,919.57	29,231.06	315,850.36
Domestic Debt	23,366.06	194,386.89	21,468.33	231,971.77
EXTERNAL DEBT STOCK	28,959.46	240,919.57	29,231.06	315,850.36
Multilateral	8,036.59	66,857.97	8,926.51	96,453.59
Bilateral	1,252.91	10,423.23	1,289.96	13,938.42
Export Credits	683.01	5,682.13	694.96	7,509.22
Commercial	4,371.29	36,365.68	3,708.32	40,069.49
International Capital Market	13,103.87	109,013.69	13,103.87	141,591.21
Other Concessional	1,511.79	12,576.87	1,507.45	16,288.44
DOMESTIC DEBT STOCK	23,366.06	194,386.89	21,468.33	231,971.77
Short-Term Instruments	4,110.05	34,192.34	3,588.94	38,779.56
Medium-Term Instruments	13,907.31	115,697.65	10,253.13	110,788.18
Long-Term Instruments	5,270.66	43,847.71	7,566.18	81,754.84
Standard Loans	78.03	649.18	60.08	649.18

Source: Ministry of Finance

Domestic Debt, end Jan-2023



External Debt, end Jan-2023



- Total Debt Inflows** - **GHC50.00 bn**
o/w External Debt Disbursements - *GHC1.21 bn*
o/w Domestic Debt Issuances - *GHC48.79 bn*
- Total Principal Repayments** - **GHC7.72 bn**
o/w External Debt Repayments - *GHC0.32 bn*
o/w Domestic Debt Maturities - *GHC7.40 bn*

Disclaimer: The data herein are provisional. The Ministry reserves the right to revise the figures anytime new information becomes available.

