



REPUBLIC OF GHANA

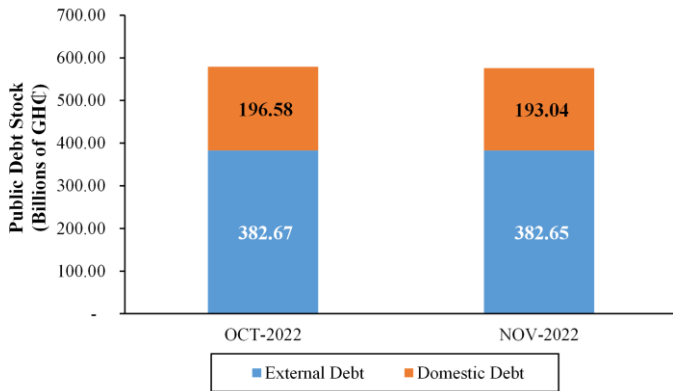
MINISTRY OF FINANCE

MONTHLY PUBLIC DEBT NEWSLETTER

NOVEMBER 2022 EDITION

Public Debt Highlights: Nov-2022

- Prov. Debt Stock** : **GHC575.69 bn**
Equivalent to : *US\$43.91 bn*
- Prov. Public Debt Stock to GDP : 94.34**
o/w External Debt to GDP : *62.71%*
o/w Domestic Debt to GDP : *31.63%*
- Prov. Change in Public Debt Stock**
YTD : *63.65%*
YoY : *66.96%*
MoM : *-0.61%*

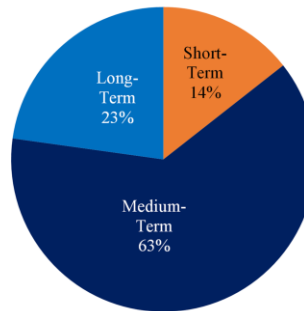


PROVISIONAL PUBLIC DEBT STOCK

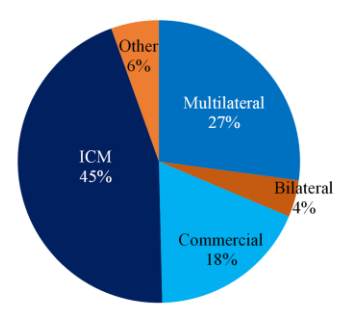
	OCT-2022		NOV-2022	
	USD' MM	GHS' MM	USD' MM	GHS' MM
TOTAL PUBLIC DEBT	44,504.44	579,251.93	43,908.34	575,691.03
External Debt	29,401.23	382,674.71	29,185.22	382,653.31
Domestic Debt	15,103.20	196,577.22	14,723.12	193,037.72
EXTERNAL DEBT STOCK	29,401.23	382,674.71	29,185.22	382,653.31
Multilateral	9,050.74	117,800.76	7,919.34	103,832.11
Bilateral	1,313.30	17,093.43	1,232.50	16,159.49
Export Credits	592.03	7,705.69	915.71	12,006.08
Commercial	3,842.14	50,007.74	4,415.33	57,890.31
International Capital Market	13,103.87	170,554.69	13,103.87	171,807.42
Other Concessional	1,499.16	19,512.40	1,598.47	20,957.90
DOMESTIC DEBT STOCK	15,103.20	196,577.22	14,723.12	193,037.72
Short-Term Instruments	2,008.97	26,147.91	2,122.96	27,834.58
Medium-Term Instruments	9,633.93	125,391.38	9,192.84	120,529.22
Long-Term Instruments	3,407.90	44,355.91	3,356.84	44,012.16
Standard Loans	52.40	682.01	50.47	661.75

Source: Ministry of Finance

Domestic Debt, end Nov-2022



External Debt, end Nov-2022



- Total Debt Inflows** - **GHC8.10bn**
o/w External Debt Disbursements - *GHC0.84 bn*
o/w Domestic Debt Issuances - *GHC7.26bn*
- Total Principal Repayments** - **GHC74.70 bn**
o/w External Debt Repayments - *GHC63.65 bn*
o/w Domestic Debt Maturities - *GHC11.05 bn*

Disclaimer: The data herein are provisional. The Ministry reserves the right to revise the figures anytime new information becomes available.

