



REPUBLIC OF GHANA

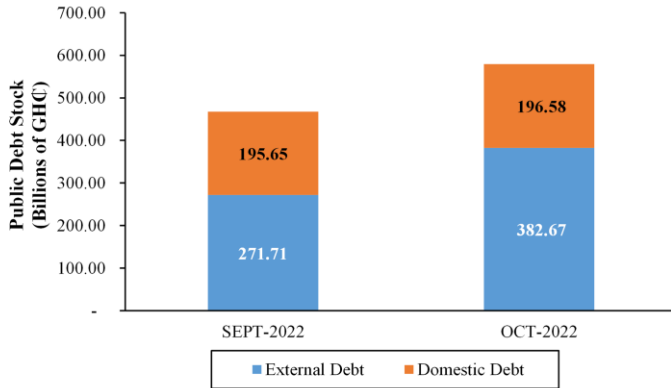
MINISTRY OF FINANCE

MONTHLY PUBLIC DEBT NEWSLETTER

OCTOBER 2022 EDITION

Public Debt Highlights: Oct-2022

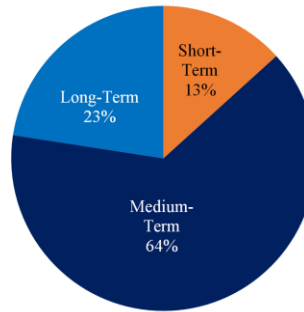
- Prov. Debt Stock** : **GHC579.25 bn**
Equivalent to : *US\$44.50 bn*
- Prov. Public Debt Stock to GDP : 94.92%**
o/w External Debt to GDP : *62.71%*
o/w Domestic Debt to GDP : *32.21%*
- Prov. Change in Public Debt Stock**
YTD : *64.66 %*
YoY : *68.94%*
MoM : *23.94%*



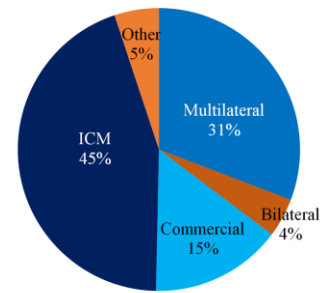
PROVISIONAL PUBLIC DEBT STOCK				
	SEPT-2022		OCT-2022	
	USD' MM	GHS' MM	USD' MM	GHS' MM
TOTAL PUBLIC DEBT	48,870.98	467,367.82	44,504.44	579,251.93
External Debt	28,412.13	271,713.71	29,401.23	382,674.71
Domestic Debt	20,458.85	195,654.10	15,103.20	196,577.22
EXTERNAL DEBT STOCK	28,412.13	271,713.71	29,401.23	382,674.71
Multilateral	7,757.44	74,186.72	9,050.74	117,800.76
Bilateral	1,190.12	11,381.44	1,313.30	17,093.43
Export Credits	877.37	8,390.59	592.03	7,705.69
Commercial	3,897.00	37,268.17	3,842.14	50,007.74
International Capital Market	13,103.87	125,316.21	13,103.87	170,554.69
Other Concessional	1,586.33	15,170.59	1,499.16	19,512.40
DOMESTIC DEBT STOCK	20,458.85	195,654.10	15,103.20	196,577.22
Short-Term Instruments	2,739.30	26,196.70	2,008.97	26,147.91
Medium-Term Instruments	13,009.63	124,415.00	9,633.93	125,391.38
Long-Term Instruments	4,638.14	44,355.91	3,407.90	44,355.91
Standard Loans	71.78	686.49	52.40	682.01

Source: Ministry of Finance

Domestic Debt, end Oct-2022



External Debt, end Oct-2022



- Total Debt Inflows** - **GHC6.56 bn**
o/w External Debt Disbursements - *GHC0.51 bn*
o/w Domestic Debt Issuances - *GHC6.05bn*
- Total Principal Repayments** - **GHC8.08 bn**
o/w External Debt Repayments - *GHC0.21 bn*
o/w Domestic Debt Maturities - *GHC7.87 bn*

Disclaimer: The data herein are provisional. The Ministry reserves the right to revise the figures anytime new information becomes available.

