



REPUBLIC OF GHANA

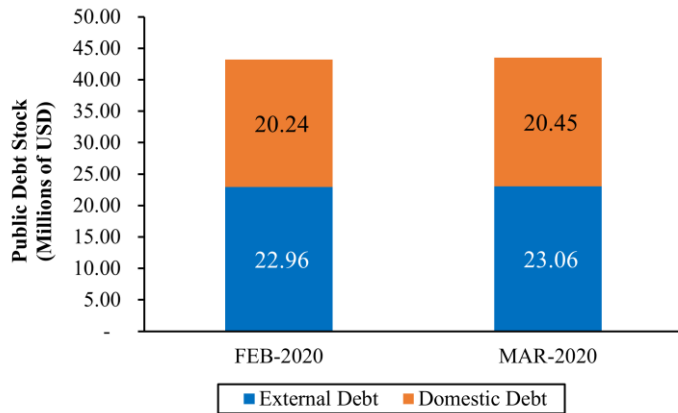
MINISTRY OF FINANCE

MONTHLY PUBLIC DEBT NEWSLETTER

APRIL 2020 EDITION

Public Debt Highlights: Mar-20

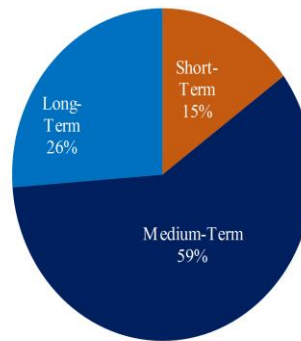
- Prov. Debt Stock** : **GHC236.72 bn**
Equivalent to : *US\$43.51 bn*
- Prov. Public Debt Stock to GDP** : **58.47%**
o/w External Debt to GDP : *30.99%*
o/w Domestic Debt to GDP : *27.48%*
- Prov. Change in Public Debt Stock**
YTD : *10.48%*
YoY : *11.76%*
MoM : *0.74%*



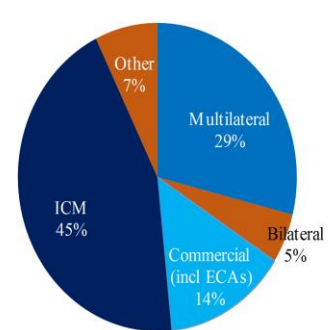
PROVISIONAL PUBLIC DEBT STOCK				
	FEB-2020		MAR-2020	
	USD' MM	GHS' MM	USD' MM	GHS' MM
TOTAL PUBLIC DEBT	43,196.15	228,810.03	43,514.58	236,723.67
External Debt	22,958.76	121,612.53	23,061.93	125,459.18
Domestic Debt	20,237.40	107,197.50	20,452.66	111,264.49
EXTERNAL DEBT STOCK	22,958.76	121,612.53	23,061.93	125,459.18
Multilateral	6,590.19	34,908.24	6,670.06	36,285.78
Bilateral	1,210.79	6,413.57	1,203.47	6,546.98
Export Credits	1,030.57	5,458.92	1,009.89	5,493.90
Commercial	2,223.15	11,776.03	2,273.52	12,368.17
International Capital Market	10,231.08	54,194.05	10,231.08	55,658.11
Other Concessional	1,672.97	8,861.74	1,673.91	9,106.24
DOMESTIC DEBT STOCK	20,237.40	107,197.50	20,452.66	111,264.49
Short-Term Instruments	3,182.67	16,858.62	3,048.71	16,585.28
Medium-Term Instruments	11,514.20	60,990.72	12,019.68	65,388.25
Long-Term Instruments	5,518.29	29,230.41	5,362.62	29,173.21
Standard Loans	22.23	117.75	21.64	117.75

Source: Ministry of Finance

Domestic Debt, end Mar 2020



External Debt, end Mar 2020



- Total Debt Inflows** - **GHC7.95 bn**
o/w External Debt Disbursements - *GHC0.97 bn*
o/w Domestic Debt Issuances - *GHC6.98 bn*
- Total Principal Repayments** - **GHC7.47 bn**
o/w External Debt Repayments - *GHC0.50 bn*
o/w Domestic Debt Maturities - *GHC6.97 bn*

Disclaimer: The data herein are provisional. The Ministry reserves the right to revise the figures anytime new information becomes available.

