



CENTRAL TENDER REVIEW COMMITTEE (CTRC)

MINISTRY
OF
FINANCE

P.O.Box MB 40, Ministries, Accra
Digital Address : GA-144-2024

Kindly quote this number and date on all correspondence

My Ref. No. CTRC/QTR.1/2023

Your Ref. No.

Date.

22/05/2023

FIRST QUARTERLY REPORT ON THE ACTIVITIES OF THE CENTRAL TENDER REVIEW COMMITTEE

The report of the Central Tender Review Committee (CTRC) covering the 1st quarter of FY2023, which is being presented for information. The activities of the Committee are derived from the Public Procurement Act 2003 (Act 663) and the Amendment Act, Act 914.

2. The CTRC is the highest Review Committee under the referenced Acts. The Committee operates under the direct supervision of the Minister for Finance. The Committee has nine (9) members, including a Secretary and a Chairman.

3. In the 1st quarter, 139 evaluation report submissions were received from procurement entities for review. The evaluation reports comprised **Works, 27 (19.4%)** with a value of **GH¢1.2 billion**, **Goods, 107 (59.4%)** with **GH¢630.0 million** as its value and **Services, 33 (18.3%)** with a value of **GH¢430.0 million**. Forty - One (**41**) out of the total submissions, representing **29.49%**, were granted concurrent approvals while eighty-nine (**89**) reports representing **64.03%** are awaiting clarifications and responses to queries from respective entities. Approval was granted to seven (**7**) reports (**5.04%**) to proceed to the next stage of the procurement process whereas two (**2**) reports representing (**1.44%**) were not granted approval.

4. Approval of award amount in total made within the 1st Quarter of FY2023 was **GH¢4.09 Billion** (*this includes evaluation reports from previous quarters approved within the quarter under review*).

5. Please accept the assurances of my highest esteem and best regards.


KEN OFORI-ATTA
MINISTER

DISTRIBUTION LIST ATTACHED

cc: The Chief Director, MOF
The Chairman, CTRC

CENTRAL TENDER REVIEW COMMITTEE (CTRC)

P.O.Box MB 40, Ministries, Accra
Digital Address : GA-144-2024



REPUBLIC OF GHANA

MINISTRY
OF
FINANCE

DISTRIBUTION LIST

THE CHIEF OF STAFF
JUBILEE, ACCRA.

THE SECRETARY TO HIS EXCELLENCY THE PRESIDENT
OFFICE OF HIS EXCELLENCY THE PRESIDENT
JUBILEE, ACCRA.

THE CHAIRMAN
NATIONAL DEVT. PLANNING COMMISSION

THE CHAIRMAN
PUBLIC PROCUREMENT AUTHORITY

THE CHIEF EXECUTIVE
PUBLIC PROCUREMENT AUTHORITY

THE DIRECTOR GENERAL
INTERNAL AUDIT SERVICE

THE AUDITOR GENERAL
GHANA AUDIT SERVICE

REPUBLIC OF GHANA



MINISTRY OF FINANCE

**CENTRAL TENDER REVIEW COMMITTEE
(CTRC)**

**1ST QUARTER REPORT
(JANUARY-MARCH 2023)**

ENSURING COMPLIANCE WITH THE PROVISIONS OF THE PUBLIC PROCUREMENT ACT, 2003, (ACT 663), AND AMENDED ACT 914 AND ITS OPERATING INSTRUCTIONS AND GUIDELINES WITHIN THE ESTABLISHED THRESHOLDS.

DISTRIBUTION LIST

- The Chief of Staff, Jubilee House
- The Secretary to the President, Jubilee House
- The Secretary to the Vice President, Jubilee House
- Hon. Minister for Finance
- Hon. Minister of State, Finance
- Hon. Deputy Ministers for Finance
- Board Chairman, Public Procurement Authority
- Chief Executive Officer, Public Procurement Authority
- Auditor General, Ghana Audit Service
- Director General, Internal Audit Agency
- Members of the Central Tender Review Committee

MEMBERS OF THE CENTRAL TENDER REVIEW COMMITTEE

- | | |
|-------------------------------|---|
| - Mr. Frank Kwakye | - Chairman |
| - Mrs. Anna Pearl A. Siriboe | - Attorney General's Representative |
| - Mr. Patrick Nomo | - Chief Director, Ministry of Finance |
| - Dr. Joshua Ofori-Amanfo | - Public Sector |
| - Mr. Kwame A. Prempeh | - Public Sector |
| - Ing. David K. Nyante | - Ghana Institute of Engineering |
| - Surv. Beau N. Sackey | - Ghana Institute of Surveyors |
| - Mr. Kwasi Asante | - Inst. Of Chartered Accountants, Ghana |
| - Dr. Kodjo E. Mensah Abrampa | - National Dev't Planning Commission |

SECRETARY TO THE COMMITTEE

- | | |
|-------------------|---------------------------------|
| - Dr. David Quist | - Director, Ministry of Finance |
|-------------------|---------------------------------|

CTRC SECRETARIAT

- | | |
|------------------------------------|--|
| - Surv. Osei Agyemang-Badu | - Consultant/Technical Adviser |
| - Paschallina Obiri Asiamah (Mrs.) | - Principal Economics Officer (Co-Opted) |
| - Russell Ahiable (Mr.) | - Principal Budget Officer |
| - Benjamin Opuni (Mr.) | - Records Officer (Co-Opted) |
| - Augustina Attafuah (Mrs.) | - Senior Private Secretary |

CTRC 2023 1ST QUARTER REPORT

ACRONYMS

ACE	Akrokkerri College of Education
ATU	Accra Technical University
APCE	Abetifi Presbyterian College of Education
BOG	Bank of Ghana
BOST	Bulk Oil Storage and Transportation Company Limited
CTVET	Commission for Technical and Vocational Education and Training
CAGD	Controller and Accountant-General's Department
CPMR	Centre for Plant Medicine Research
CMCL	Cocoa Marketing Company Limited
DCE	Dambai College of Education
DHLTU	Dr. Hilla Limann Technical University
DVLA	Driver and Vehicle Licensing Authority
EPA	Environmental Protection Agency
FC	Fisheries Commission
FDA	Food and Drugs Authority
GACL	Ghana Airport Company Limited
GCB	Ghana Cocoa Board
GES	Ghana Education Service
GHS	Ghana Health Service
GHA	Ghana Highway Authority
GGSA	Ghana Geological Survey Authority
GPHA	Ghana Ports and Harbours Authority
GARH	Greater Accra Regional Hospital
GIS	Ghana Immigration Service
GIFEC	Ghana Investment Fund for Electronic Communications
GNFS	Ghana National Fire Service
GNGC	Ghana National Gas Company Limited
GRIDCo	Ghana Grid Company Limited
GSA	Ghana Standards Authority
GSS	Ghana Scholarships Secretariat
GTEC	Ghana Tertiary Education Commission

CTRC 2023 1ST QUARTER REPORT

GWCL	Ghana Water Company Limited
IAA	Internal Audit Agency
ILGS	Institute of Local Government Studies
KNUST	Kwame Nkrumah University of Science and Technology
KTU	Koforidua Technical University
KPCE	Kibi Presbyterian College of Education
MELR	Ministry of Employment and Labour Relations
MLNR	Ministry of Lands and Natural Resources
MWH	Ministry of Works and Housing
MoCD	Ministry of Communications and Digitalisation
MOH	Ministry of Health
MLGDRD	Ministry of Local Government, Decentralization and Rural Development
MTI	Ministry of Trade and Industry
MoE	Ministry of Education
MoEN	Ministry of Energy
MoTAC	Ministry of Tourism, Arts and Culture
NCA	National Communications Authority
NHIA	National Health Insurance Authority
NLA	National Lottery Authority
NPA	National Petroleum Authority
NTC	National Teaching Council
OTP	Office of the President
OLACE	Our Lady of Apostles College of Education
PSRS	Public Sector Reform Secretariat
SSNIT	Social Security and National Insurance Trust
UCC	University of Cape Coast
UDS	University for Development studies
UPSA	University of Professional Studies, Accra
UEW	University of Education, Winneba
UG	University of Ghana
VRA	Volta River Authority
YEA	Youth Employment Agency

TABLE OF CONTENT

LIST OF TABLES.....	vi
TABLE OF FIGURES.....	vii
1.0 OVERVIEW.....	1
1.1 First Quarter 2023 Performance.....	2
2.0 REVIEW OF ACTIVITIES.....	13
2.1 Submissions Made on the Procurement of Goods.....	13
2.2 Submissions Made on Procurement of Services.....	16
2.3 Submissions made on Procurement of Works.....	17
3.0 ISSUES AND OBSERVATIONS RAISED BY THE CTRC.....	20
4.0 MEETINGS OF THE CTRC.....	22
5.0 STATUS OF REVIEW RESPONSES.....	23
APPENDIX.....	55
A1 Profile.....	55
A2 Our Values.....	56
A3 Submission Requirements to CTRC.....	57
Submission Requirement.....	58

LIST OF TABLES

Table 1a	Total Value of Procurement by Types of Procurement	2
Table 1b	Total Value of Procurement by Sectors	2
Table 1.1	Number of Submissions by Procurement Type (RS*)	2
Table 1.2	Number of Submissions by Procurement Type (ES*)	3
Table 1.3	Number of Submission by Procurement Method	4
Table 1.4	Number of Submissions per Meeting by Sector	5
Table 1.5	Status of Approvals by Procurement Type	6
Table 1.6	Concurrent Approvals by Total Values per Meeting	7
Table 1.7	Procurement Type by Total Values of all Current Submissions, GH¢	9
Table 1.8	Monthly Value of Approved Submissions by Procurement Type	10
Table 1.9	Value of Queried Submissions, GH¢	11
Table 2.1	Procurement Submissions for Goods	13
Table 2.2	Procurement Submissions for Services	16
Table 2.3	Procurement Submissions for Works	17
Table 4.0	Meeting Schedule	22
Table 5.1	Summary of Reviews at 24 th Sitting (26 th January 2023)	23
Table 5.2	Summary of Reviews at 25 th Sitting (9 th February 2023)	27
Table 5.3	Summary of Reviews at 26 th Sitting (23 rd February 2023)	29
Table 5.4	Summary of Reviews at 27 th Sitting (9 th March 2023)	31
Table 5.5	Summary of Reviews at 28 th Sitting (23 rd March 2023)	34
Table 5.7	Summary of Reviews at Emergency Sitting (January - March 2023)	37
Table 5.8	Responses to Referrals	41

TABLE OF FIGURES

Figure 1.1	Submission by Procurement Type.....	4
Figure 1.2	Submission by Procurement Method.....	4
Figure 1.3	Submission by Sector of Procurement	5
Figure 1.5	Status of Approval by Procurement Type	7
Figure 1.6	Value of Concurrent Approvals per Meetings in GHĈmn.	8
Figure 1.7	Total Value of all Submissions in Percentages	9
Figure 1.8	Approved Amount of Procurement Type in Percentages	10
Figure 1.9	Number of Queried Submissions in Percentages.....	11

1.0 OVERVIEW

Established under Section 20 of the Public Procurement Act, 2003 (Act 663), the Central Tender Review Board (CTRB), now the Central Tender Review Committee (CTRC) is mandated to ensure compliance with the provisions of the Public Procurement Act by Procurement Entities. The Committee is supported by a Secretariat at the Ministry of Finance.

During the 1st Quarter of 2023, total value of various procurement request submissions received amounted to **GH¢2.2 billion**. Out of this value, Works amounted to **GH¢1.2 billion** (53%), Goods recorded 28% with a value of **GH¢630.0 million** while Services amounted to **GH¢430.0 million** (19%).

The Committee received **139** evaluation reports from procurement entities. The evaluation reports comprised **Works, 27 (19.4%), Goods, 81 (58.3%), and Services, 31 (22.3%)**. Forty-One (**41**) out of the total submissions, representing **29.49%** were granted outright concurrent approvals while Eighty-Nine (**89**) reports representing **64.03%** had issues raised by the Committee for redress by the procurement entities. Approval was granted to seven (**7**) Technical Evaluation Reports (**5.04%**) to proceed to the next stage of the procurement process. The Committee was unable to grant approval to two (**2**) reports representing (**1.44%**) of total submissions.

Forty-one (41) reports were approved totalling GH¢430.69 million in the quarter (January-March 2023) out of a total of **GH2.2 billion** evaluation reports received. Total submissions from previous quarters also given concurrent approval within same period amounted to **GH¢3.6 billion**. Out of the Forty-one reports approved, Goods (30) totalled GH¢193.43 million, Services (7) totalled GH¢33.87 and Works (4) totalled GH¢203.39 million. In Sectorial, the Administrative sector (5) totalled GH¢17.42 million, Economic (15) totalled GH¢117.76 million, Infrastructure (5) totalled GH¢211.06 million, Public Safety (1) totalled GH¢2.48 million and the Social Sector (15) totalled GH¢81.94. Overall, a total of **GH¢4.09 billion** was approved within this quarter. Tables 1a and 1b below present the distribution of approvals in value relative to procurement types and inter-sectoral procurement expenditure respectively.

Table 1a Total Value of Procurement by Types of Procurement

Type of Procurement	No. of Reports Approved	Total Amt. Approved (GHC)
Goods	30	193,432,773.54
Services	7	33,872,114.51
Works	4	203,392,285.21
Grand Total	41	430,697,173.26

Table 1b Total Value of Procurement by Sectors

Type of Procurement	No. of Reports Approved	Total Amt. Approved(GHC)
Administrative	5	17,429,458.21
Economic	15	117,769,702.61
Infrastructure	5	211,065,344.97
Public Safety	1	2,489,978.92
Social	15	81,942,688.55
Grand Total	41	430,697,173.26

1.1 First Quarter 2023 Performance

Within the period (January - March 2023), the CTRC considered evaluation reports submitted by the Procurement Entities as detailed in the tables and charts below.

Table 1.1 Number of Submissions by Procurement Type (RS*)

	Jan	Feb	March	Total	%
Goods	14	20	30	64	59.8
Services	4	6	12	22	20.6
Works	7	8	6	21	19.6
Total	25	34	48	107	100

SOURCE: CTRC DATA, 2023

Table 1.2 Number of Submissions by Procurement Type (ES*)

	Jan	Feb	March	Total	%
Goods	5	8	4	17	53.1
Services	4	3	2	9	28.1
Works	2	1	3	6	18.8
Total	11	12	9	32	100

SOURCE: CTRC DATA, 2023

*RS= REGULAR SITTINGS

*ES= EMERGENCY SITTINGS

Tables 1.1 and 1.2 above are the representation of all the submissions received from the various entities during the period under review. The submissions are classified into the various types of procurements (Goods, Services and Works). During the first (1st) quarter of 2023, the Committee reviewed a total of One Hundred and Thirty-Nine (139) evaluation reports in its regular and emergency sittings. Of this total, procurement of Goods (Supplies) totalling Eighty-One (81) and represented 58.3% of the total evaluation reports were reviewed within the period. Procurement of Works totalled Twenty-Seven (27) represented 19.4% and the procurement of Services totalled Thirty-One (31) and represented 22.3% of the total submissions reviewed within the period.

As submitted in Figure 1.1, January recorded the least submission of evaluation reports, with 36 submissions (25.9%) for review. Twenty-Five (25) submissions were reviewed during regular sittings of the Committee and represented 69.4% while the remaining eleven (11) were submitted for emergency sittings and represented 30.6%. February recorded a total of 46 submissions (33.1%). Thirty-Four (34) submissions were reviewed during regular sittings of the Committee and represented 73.9% while the remaining twelve (12) were submitted for emergency sittings and represented 26.1%. March 2023 recorded the highest submissions of evaluation reports (57, 41%) for review in a single month. Forty-Eight (48) submissions were reviewed during regular sitting of the Committee and represented 84.2% while the remaining nine (9) were submitted for emergency sittings and represented 15.8%. The performance of March in the 1st Quarter of the year can be attributed to a period when MDAs were certain about the budgetary allocations and the build-up of their Internally Generated Funds (IGFs) that can be allocated for procurement of works, goods or services.

CTRC 2023 1ST QUARTER REPORT

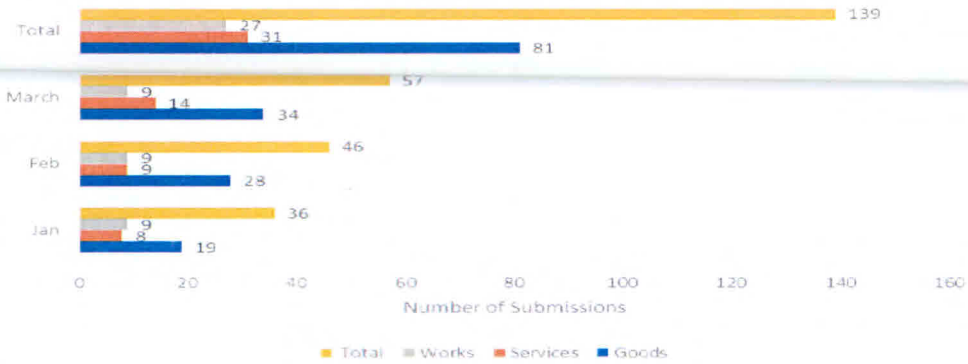


Figure 1.1 Submission by Procurement Type

SOURCE: CTRC DATA, 2023

Table 1.3 Number of Submission by Procurement Method

Procurement Method	Jan		Feb		March		Total	%
	EM	RM	EM	RM	EM	RM		
CQS	2	0	0	0	0	1	3	2.2
EOI/RFP-QCBS	1	0	0	2	2	6	11	7.9
NCT	1	8	6	19	2	26	62	44.6
PRE-Q	0	0	0	0	0	1	1	0.7
RFB	0	0	3	0	0	0	3	2.2
RFQ	0	0	0	0	0	4	4	2.9
RT	3	14	2	6	3	2	30	21.6
SS	4	0	0	0	0	1	5	3.5
Variation	0	3	1	7	2	7	20	14.4
Total	11	25	12	34	9	48	139	100

SOURCE: CTRC DATA, 2023****Notes: ICT- International Competitive Tendering, NCT-National Competitive Tendering, RT-Restrictive Tendering, PRE-Q-Pre-Qualification, EOI/RFP/QCBS-Expression of Interest/Request for Proposal/ Quality and Cost Based Selection, SS-Single-Source, VAR/ADDEN-Variations/Addendum, CQS-Consultants' Qualification. Selection, RFB- Request for Bid, RFQ- Request for Quotation

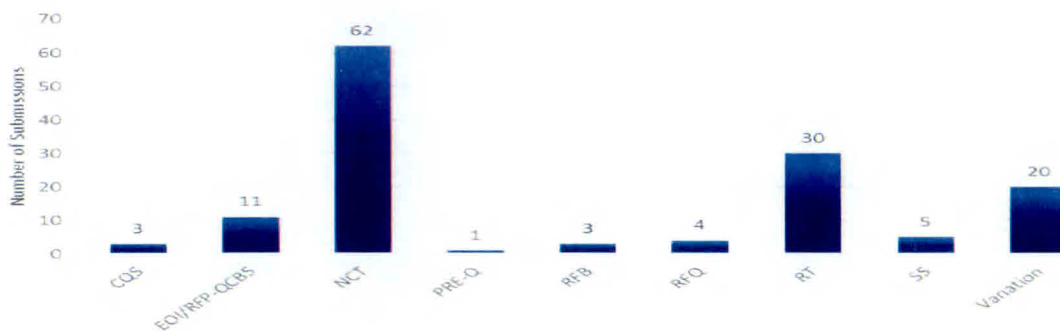


Figure 1.2 Submission by Procurement Method

SOURCE: CTRC DATA, 2023

Table 1.3 and Figure 1.2 summarize the submissions in the 1st Quarter of 2023 by procurement methods. Figure 1.2 shows that, the method with the highest frequency during the 1st quarter was the National Competitive Tendering (NCT) (44.6%), followed by Restrictive Tendering (RT) (21.6%), Variation/Addendum (14.4%), Expression of Interest/Request for Proposal/Quality and Cost Based Selection (RFP/QOI/QCBS) (7.9%), Single-Sourcing (SS), Request for Quotation (RFQ), Request for Bid (RFB), Consultant’s Qualification Selection (CQS), and Pre-Qualification (PRE-Q) took up 3.5%, 2.9%, 2.2%, 2.2% and 0.72%, respectively. The above distribution by method of procurement is useful in understanding the procurement practices dominant in among the entities. These trends aid decision making since procurement methods depict the tendencies and preferences of certain entities.

Table 1.4 Number of Submissions per Meeting by Sector

SOURCE: CTRC DATA, 2023

Sector	Jan		Feb		March		Total	
	EM	RM	EM	RM	EM	RM		%
Administrative	2	3	2	2	3	4	16	11.51
Economic	9	6	4	3	1	18	41	29.5
Infrastructure	0	5	4	5	0	8	22	15.83
Public Safety	0	1	0	0	0	1	2	1.44
Social	0	10	2	24	5	17	58	41.72
Total	11	25	12	34	9	48	139	100

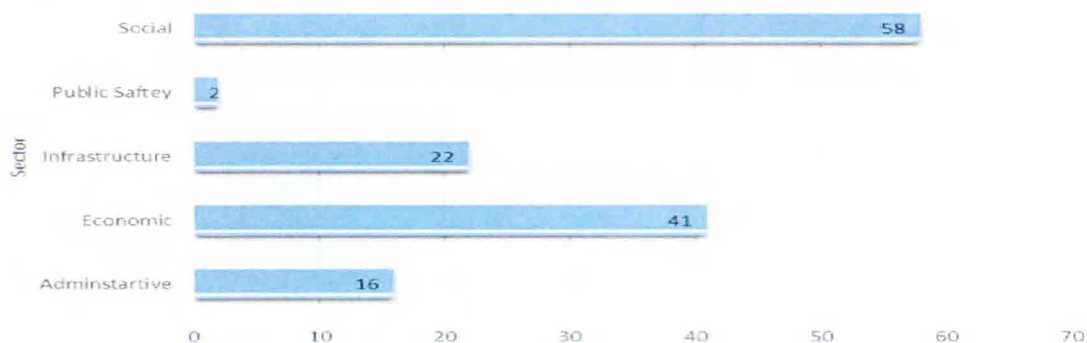


Figure 1.3 Submission by Sector of Procurement

SOURCE: CTRC DATA, 2023

