


**FUNCTIONAL CLASSIFICATION OF EXPENDITURE BY HEADS AND ITEM**

**31-December-2006**


			<b>Cummulative GOG Budget To Date</b>	<b>Actual GOG For the Month</b>	<b>Cum Actual GOG</b>	<b>Actual HIPC For the Month</b>	<b>Cumm HIPC</b>	<b>Cumm HIPC &amp; GOG</b>	<b>Budget Variance G=A-C</b>
			<b>A</b>	<b>B</b>	<b>C</b>	<b>D</b>	<b>E</b>	<b>F</b>	
<b>ITEM 1</b>									
<b>GENERAL ADMINISTRATION</b>									
MINISTRY OF LOCAL GOVERNMENT & RURAL DEVP.									
220	MINISTRY OF LOCAL GOVT & R		130,859,746,651.32	27,047,501,624.40	198,707,399,719.40	0.00	0.00	198,707,399,719.40	(67,847,653,068.08)
221	DEPT OF PARKS & GARDENS		9,390,730,058.88	2,083,863,147.00	20,124,443,487.00	0.00	0.00	20,124,443,487.00	(10,733,713,428.12)
222	BIRTHS & DEATHS REGISTRY		3,714,705,083.16	781,148,705.00	5,275,623,735.00	0.00	0.00	5,275,623,735.00	(1,560,918,651.84)
231	DEPT OF COMMUNITY DEVELOP		12,088,898,930.64	2,338,881,523.00	16,075,746,761.00	0.00	0.00	16,075,746,761.00	(3,986,847,830.36)
<b>SubTotal</b>			<b>156,054,080,724.00</b>	<b>32,251,394,999.40</b>	<b>240,183,213,702.40</b>	<b>0.00</b>	<b>0.00</b>	<b>240,183,213,702.40</b>	<b>(84,129,132,978.40)</b>
MINISTRY OF FOREIGN AFFAIRS									
320	FOREIGN AFFAIRS HQS/ADMIN		7,600,496,107.44	1,400,709,251.00	6,853,849,891.50	0.00	0.00	6,853,849,891.50	746,646,215.94
321	LARGE MISSIONS		125,915,238,953.16	17,303,642,494.00	203,339,151,971.00	0.00	0.00	203,339,151,971.00	(77,423,913,017.84)
322	NEIGHBOURING MISSIONS		53,184,192,663.12	4,766,722,902.00	61,118,994,680.30	0.00	0.00	61,118,994,680.30	(7,934,802,017.18)
323	OTHER MISSIONS		83,300,568,389.40	11,487,891,707.00	128,864,770,450.00	0.00	0.00	128,864,770,450.00	(45,564,202,060.60)
<b>SubTotal</b>			<b>270,000,496,113.12</b>	<b>34,958,966,354.00</b>	<b>400,176,766,992.80</b>	<b>0.00</b>	<b>0.00</b>	<b>400,176,766,992.80</b>	<b>(130,176,270,879.68)</b>
MINISTRY OF FINANCE									
340	FINANCE HEADQUARTERS		19,918,447,819.08	3,328,779,151.56	29,301,116,620.35	0.00	0.00	29,301,116,620.35	(9,382,668,801.27)
342	CONTROLLER & ACCOUNTANT		65,338,849,846.08	8,295,850,043.84	100,675,583,221.84	0.00	0.00	100,675,583,221.84	(35,336,733,375.76)
345	STATISTICAL SERVICE		13,077,875,085.24	1,069,751,000.00	12,089,722,844.77	0.00	0.00	12,089,722,844.77	988,152,240.47
346	CENTRAL SYSTEMS DEVELOPM		357,432,291.48	0.00	0.00	0.00	0.00	0.00	357,432,291.48
347	CUSTOMS, EXCISE & PREVENT		0.00	0.00	26,307,296,708.80	0.00	0.00	26,307,296,708.80	(26,307,296,708.80)
348	INTERNAL REVENUE SERVICE		0.00	0.00	23,411,868,242.37	0.00	0.00	23,411,868,242.37	(23,411,868,242.37)
<b>SubTotal</b>			<b>98,692,605,041.88</b>	<b>12,694,380,195.40</b>	<b>191,785,587,638.13</b>	<b>0.00</b>	<b>0.00</b>	<b>191,785,587,638.13</b>	<b>(93,092,982,596.25)</b>
MINISTRY OF PARLIAMENTARY AFFAIRS									
390	PARLIAMENTARY AFFAIRS		224,000,000.40	26,815,060.00	322,202,716.00	0.00	0.00	322,202,716.00	(98,202,715.60)
<b>SubTotal</b>			<b>224,000,000.40</b>	<b>26,815,060.00</b>	<b>322,202,716.00</b>	<b>0.00</b>	<b>0.00</b>	<b>322,202,716.00</b>	<b>(98,202,715.60)</b>
PUBLIC SERVICES COMMISSION									
600	PUBLIC SERVICES COMMISSIO		1,671,760,931.76	250,607,857.00	2,990,813,552.40	0.00	0.00	2,990,813,552.40	(1,319,052,620.64)
<b>SubTotal</b>			<b>1,671,760,931.76</b>	<b>250,607,857.00</b>	<b>2,990,813,552.40</b>	<b>0.00</b>	<b>0.00</b>	<b>2,990,813,552.40</b>	<b>(1,319,052,620.64)</b>
AUDIT SERVICE									
601	AUDIT SERVICE		48,000,376,238.04	5,131,432,830.00	40,828,247,472.00	0.00	0.00	40,828,247,472.00	7,172,128,766.04
<b>SubTotal</b>			<b>48,000,376,238.04</b>	<b>5,131,432,830.00</b>	<b>40,828,247,472.00</b>	<b>0.00</b>	<b>0.00</b>	<b>40,828,247,472.00</b>	<b>7,172,128,766.04</b>
DISTRICT ASSEMBLIES COMMON FUND ADMINISTRATOR									
610	DISTRICT ASSEMBLIES COMM		297,125,880.36	33,806,063.00	395,449,919.00	0.00	0.00	395,449,919.00	(98,324,038.64)



**FUNCTIONAL CLASSIFICATION OF EXPENDITURE BY HEADS AND ITEM**

**31-December-2006**


			<b>Cummulative GOG Budget To Date</b>	<b>Actual GOG For the Month</b>	<b>Cum Actual GOG</b>	<b>Actual HIPC For the Month</b>	<b>Cumm HIPC</b>	<b>Cumm HIPC &amp; GOG</b>	<b>Budget Variance G=A-C</b>
			<b>A</b>	<b>B</b>	<b>C</b>	<b>D</b>	<b>E</b>	<b>F</b>	
<b>ITEM 1</b>									
<b>SubTotal</b>			<b>297,125,880.36</b>	<b>33,806,063.00</b>	<b>395,449,919.00</b>	<b>0.00</b>	<b>0.00</b>	<b>395,449,919.00</b>	<b>(98,324,038.64)</b>
<b>ELECTORAL COMMISSION</b>									
609	ELECTORAL COMMISSION		18,594,362,855.76	6,605,960,296.00	31,385,829,618.37	0.00	0.00	31,385,829,618.37	(12,791,466,762.61)
<b>SubTotal</b>			<b>18,594,362,855.76</b>	<b>6,605,960,296.00</b>	<b>31,385,829,618.37</b>	<b>0.00</b>	<b>0.00</b>	<b>31,385,829,618.37</b>	<b>(12,791,466,762.61)</b>
<b>OFFICE OF PARLIAMENT</b>									
604	OFFICE OF PARLIAMENT		61,819,999,999.92	8,119,287,156.00	92,022,059,421.62	0.00	0.00	92,022,059,421.62	(30,202,059,421.70)
<b>SubTotal</b>			<b>61,819,999,999.92</b>	<b>8,119,287,156.00</b>	<b>92,022,059,421.62</b>	<b>0.00</b>	<b>0.00</b>	<b>92,022,059,421.62</b>	<b>(30,202,059,421.70)</b>
<b>OFFICE OF GOVERNMENT MACHINERY</b>									
240	Office of the President		88,258,324,946.76	8,643,454,998.03	70,857,100,129.30	0.00	0.00	70,857,100,129.30	17,401,224,817.46
241	Office of Head of Civil Service		2,640,760,023.96	0.00	5,525,237,162.00	0.00	0.00	5,525,237,162.00	(2,884,477,138.04)
243	Scholarship Secretariat		1,343,380,545.00	84,992,099.00	584,655,326.00	0.00	0.00	584,655,326.00	758,725,219.00
244	Public Records & Archives		1,630,523,630.04	10,746,771.00	1,841,287,034.00	0.00	0.00	1,841,287,034.00	(210,763,403.96)
245	Management Services		584,686,860.00	0.00	0.00	0.00	0.00	0.00	584,686,860.00
246	Ghana AIDS Commission		6,699,999,999.96	0.00	0.00	0.00	0.00	0.00	6,699,999,999.96
248	COMMISSIONS & COUNCILS		14,517,257,804.04	1,436,767,237.00	5,953,650,811.00	0.00	0.00	5,953,650,811.00	8,563,606,993.04
249	Office of National Security		152,728,387,821.00	8,735,600,769.00	94,338,568,966.86	0.00	0.00	94,338,568,966.86	58,389,818,854.14
261	Volta Region Coordinating Council		1,598,770,836.00	0.00	715,956,609.00	0.00	0.00	715,956,609.00	882,814,227.00
262	Greater Accra Region Coordinating Council		1,546,845,622.08	3,276,334.00	918,838,838.00	0.00	0.00	918,838,838.00	628,006,784.08
263	Eastern Region Coordinating Council		1,529,269,439.04	46,590,142.00	2,771,226,048.00	0.00	0.00	2,771,226,048.00	(1,241,956,608.96)
264	Central Region Coordinating Council		1,578,606,111.96	3,319,159.00	778,107,982.00	0.00	0.00	778,107,982.00	800,498,129.96
265	Western Region Coordinating Council		1,405,086,614.04	1,330,494.00	917,118,988.00	0.00	0.00	917,118,988.00	487,967,626.04
266	Ashanti Region Coordinating Council		3,113,522,716.08	30,484,289.00	1,419,406,764.00	0.00	0.00	1,419,406,764.00	1,694,115,952.08
267	Brong Ahafo Regional Coordinating Council		1,834,787,979.00	3,319,159.00	1,055,960,773.00	0.00	0.00	1,055,960,773.00	778,827,206.00
268	Northern Region Coordinating Council		1,028,367,563.04	30,805,723.00	854,797,729.00	0.00	0.00	854,797,729.00	173,569,834.04
269	Upper West Region Coordinating Council		1,453,129,275.00	3,157,024.00	1,088,518,616.00	0.00	0.00	1,088,518,616.00	364,610,659.00
270	Upper East Region Coordinating Council		921,292,214.04	5,327,423.00	742,317,647.00	0.00	0.00	742,317,647.00	178,974,567.04
<b>SubTotal</b>			<b>284,413,000,001.04</b>	<b>19,039,171,621.03</b>	<b>190,362,749,423.16</b>	<b>0.00</b>	<b>0.00</b>	<b>190,362,749,423.16</b>	<b>94,050,250,577.88</b>
<b>MINISTRY OF INFORMATION AND PRESIDENTIAL AFFAIRS</b>									
400	MINISTRY OF INFO HEADQUARTERS		34,925,271,519.24	7,899,667,774.74	43,589,386,845.03	0.00	0.00	43,589,386,845.03	(8,664,115,325.79)
402	GHANA NEWS AGENCY		4,147,232,754.96	431,170,212.00	5,720,177,952.21	0.00	0.00	5,720,177,952.21	(1,572,945,197.25)
403	INFORMATION SERVICES DEPARTMENT		9,229,695,725.76	1,721,066,379.00	12,099,362,916.00	0.00	0.00	12,099,362,916.00	(2,869,667,190.24)
<b>SubTotal</b>			<b>48,302,199,999.96</b>	<b>10,051,904,365.74</b>	<b>61,408,927,713.24</b>	<b>0.00</b>	<b>0.00</b>	<b>61,408,927,713.24</b>	<b>(13,106,727,713.28)</b>
<b>MINISTRY OF REGIONAL COOP. &amp; NEPAD</b>									
350	NATIONAL DEVELOPMENT PLAN		1,818,000,000.00	0.00	42,558,580.00	0.00	0.00	42,558,580.00	1,775,441,420.00
351	REGIONAL COOPERATION & NEPAD		471,496,107.36	109,592,406.00	854,538,422.00	0.00	0.00	854,538,422.00	(383,042,314.64)
<b>SubTotal</b>			<b>2,289,496,107.36</b>	<b>109,592,406.00</b>	<b>897,097,002.00</b>	<b>0.00</b>	<b>0.00</b>	<b>897,097,002.00</b>	<b>1,392,399,105.36</b>




**FUNCTIONAL CLASSIFICATION OF EXPENDITURE BY HEADS AND ITEM**

**31-December-2006**

		<b>Cummulative GOG Budget To Date</b>	<b>Actual GOG For the Month</b>	<b>Cum Actual GOG</b>	<b>Actual HIPC For the Month</b>	<b>Cumm HIPC</b>	<b>Cumm HIPC &amp; GOG</b>	<b>Budget Variance G=A-C</b>
		<b>A</b>	<b>B</b>	<b>C</b>	<b>D</b>	<b>E</b>	<b>F</b>	
<b>ITEM 1</b>								
<b>GENERAL ADMINISTRATION</b>		<b>990,359,503,893.60</b>	<b>129,273,319,203.57</b>	<b>1,252,758,945,171.12</b>	<b>0.00</b>	<b>0.00</b>	<b>1,252,758,945,171.12</b>	<b>(262,399,441,277.52)</b>
<b>ECONOMIC SERVICES</b>								
<b>MINISTRY OF FOOD &amp; AGRICULTURE</b>								
1	MINISTRY OF AGRICULTURE- H	30,073,711,719.00	3,888,123,123.53	27,826,475,932.53	0.00	0.00	27,826,475,932.53	2,247,235,786.47
2	TECHNICAL DIRECTORATES	5,804,651,751.96	17,931,122,782.00	46,124,168,783.00	0.00	0.00	46,124,168,783.00	(40,319,517,031.04)
3	G/A REGIONAL AGRICULTURE	6,974,608,758.00	61,099,220.97	9,210,160,841.00	0.00	0.00	9,210,160,841.00	(2,235,552,083.00)
4	VOLTA REGIONAL AGRIC DEV.	8,163,934,214.04	88,374,324.19	13,321,638,592.79	0.00	0.00	13,321,638,592.79	(5,157,704,378.75)
5	EASTERN REGIONAL AGRIC. DE	9,724,623,791.04	75,432,442.78	11,370,765,774.43	0.00	0.00	11,370,765,774.43	(1,646,141,983.39)
6	CENTRAL REGIONAL AGRIC. D	7,222,788,013.92	49,792,908.67	6,806,505,399.78	0.00	0.00	6,806,505,399.78	416,282,614.14
7	WESTERN REGIONAL AGRIC. D	7,398,451,137.24	52,042,954.63	7,845,009,726.86	0.00	0.00	7,845,009,726.86	(446,558,589.62)
8	BRONG AHAFO REGIONAL AGR	10,725,164,704.44	62,627,390.97	9,440,518,794.96	0.00	0.00	9,440,518,794.96	1,284,645,909.48
9	ASHANTI REGIONAL AGRIC. DE	11,726,722,139.76	62,260,381.22	9,385,195,358.77	0.00	0.00	9,385,195,358.77	2,341,526,780.99
10	NORTHERN REGIONAL AGRIC.	9,986,892,170.04	60,706,085.18	9,150,899,138.68	0.00	0.00	9,150,899,138.68	835,993,031.36
11	UPPER EAST AGRIC. DEV. UNIT	8,601,230,030.04	37,374,128.12	5,633,815,387.13	0.00	0.00	5,633,815,387.13	2,967,414,642.91
12	UPPER WEST AGRIC. DEV. UNIT	4,586,221,571.16	32,142,336.26	4,845,169,579.96	0.00	0.00	4,845,169,579.96	(258,948,008.80)
15	FISHERIES	5,231,000,000.52	56,075,920.00	605,104,200.70	0.00	0.00	605,104,200.70	4,625,895,799.82
<b>SubTotal</b>		<b>126,220,000,001.16</b>	<b>22,457,173,998.52</b>	<b>161,565,427,510.59</b>	<b>0.00</b>	<b>0.00</b>	<b>161,565,427,510.59</b>	<b>(35,345,427,509.43)</b>
<b>MINISTRY OF LANDS AND FORESTRY</b>								
40	LANDS & FORESTRY HEADQUA	19,932,758,496.36	2,086,709,900.00	20,914,100,216.56	0.00	0.00	20,914,100,216.56	(981,341,720.20)
43	SURVEY DEPARTMENT	6,202,046,616.12	1,241,302,007.00	8,996,139,700.00	0.00	0.00	8,996,139,700.00	(2,794,093,083.88)
45	FORESTRY DEPARTMENT	23,752,883,749.92	2,970,043,933.00	23,409,671,009.00	0.00	0.00	23,409,671,009.00	343,212,740.92
46	WILD LIFE	0.00	1,457,523,037.00	10,485,548,031.00	0.00	0.00	10,485,548,031.00	(10,485,548,031.00)
49	LANDS COMMISSION SECRETA	4,599,999,999.60	895,761,641.00	8,827,376,263.00	0.00	0.00	8,827,376,263.00	(4,227,376,263.40)
<b>SubTotal</b>		<b>54,487,688,862.00</b>	<b>8,651,340,518.00</b>	<b>72,632,835,219.56</b>	<b>0.00</b>	<b>0.00</b>	<b>72,632,835,219.56</b>	<b>(18,145,146,357.56)</b>
<b>MINISTRY OF ENERGY</b>								
50	MINISTRY OF ENERY HEADQUA	1,119,999,999.60	605,818,543.00	1,987,116,995.00	0.00	0.00	1,987,116,995.00	(867,116,995.40)
52	ENERGY COMMISSION	2,611,000,000.20	0.00	0.00	0.00	0.00	0.00	2,611,000,000.20
421	MINERALS COMMISSION	0.00	481,311,073.75	4,446,523,326.63	0.00	0.00	4,446,523,326.63	(4,446,523,326.63)
<b>SubTotal</b>		<b>3,730,999,999.80</b>	<b>1,087,129,616.75</b>	<b>6,433,640,321.63</b>	<b>0.00</b>	<b>0.00</b>	<b>6,433,640,321.63</b>	<b>(2,702,640,321.83)</b>
<b>MINISTRY OF TRADE AND INDUSTRY</b>								
60	TRADE & INDUSTRY HEADQUA	26,882,400,204.24	5,314,876,281.91	33,351,757,871.41	0.00	0.00	33,351,757,871.41	(6,469,357,667.17)
421	MINERALS COMMISSION	0.00	0.00	976,196,168.15	0.00	0.00	976,196,168.15	(976,196,168.15)
<b>SubTotal</b>		<b>26,882,400,204.24</b>	<b>5,314,876,281.91</b>	<b>34,327,954,039.56</b>	<b>0.00</b>	<b>0.00</b>	<b>34,327,954,039.56</b>	<b>(7,445,553,835.32)</b>
<b>MINISTRY OF TOURISM &amp; MODERNIZATION</b>								
70	TOURISM HEADQUARTERS	5,489,400,204.12	645,658,537.38	10,489,763,331.99	0.00	0.00	10,489,763,331.99	(5,000,363,127.87)




		FUNCTIONAL CLASSIFICATION OF EXPENDITURE BY HEADS AND ITEM						
		31-December-2006						
		Cummulative GOG Budget To Date	Actual GOG For the Month	Cum Actual GOG	Actual HIPC For the Month	Cumm HIPC	Cumm HIPC & GOG	Budget Variance G=A-C
		A	B	C	D	E	F	G=A-C
ITEM 1								
<b>SubTotal</b>		<b>5,489,400,204.12</b>	<b>645,658,537.38</b>	<b>10,489,763,331.99</b>	<b>0.00</b>	<b>0.00</b>	<b>10,489,763,331.99</b>	<b>(5,000,363,127.87)</b>
MINISTRY OF ENVIRONMENT SCIENCE & TECHNOLOGY								
80	MEST HEADQUARTERS	13,493,576,096.04	2,131,912,031.00	20,501,487,750.51	0.00	0.00	20,501,487,750.51	(7,007,911,654.47)
81	CSIR	99,378,200,013.96	0.00	101,905,278,130.50	0.00	0.00	101,905,278,130.50	(2,527,078,116.54)
82	GHANA ATOMIC COMMISSION	15,253,023,276.60	0.00	23,102,049,262.47	0.00	0.00	23,102,049,262.47	(7,849,025,985.87)
<b>SubTotal</b>		<b>128,124,799,386.60</b>	<b>2,131,912,031.00</b>	<b>145,508,815,143.48</b>	<b>0.00</b>	<b>0.00</b>	<b>145,508,815,143.48</b>	<b>(17,384,015,756.88)</b>
MINISTRY OF PORTS, HARBOUR AND RAILWAYS								
103	Ministry of Ports, Harbours, Headqu	853,203,008.52	86,374,442.00	707,195,309.00	0.00	0.00	707,195,309.00	146,007,699.52
<b>SubTotal</b>		<b>853,203,008.52</b>	<b>86,374,442.00</b>	<b>707,195,309.00</b>	<b>0.00</b>	<b>0.00</b>	<b>707,195,309.00</b>	<b>146,007,699.52</b>
MINISTRY OF PRIVATE SECTOR DEVELOPMENT								
410	MINISTRY OF PRIVATE SECTOR	2,527,000,000.32	74,539,801.00	2,590,084,185.74	0.00	0.00	2,590,084,185.74	(63,084,185.42)
420	HEADQUARTERS	0.00	0.00	38,467,826.00	0.00	0.00	38,467,826.00	(38,467,826.00)
<b>SubTotal</b>		<b>2,527,000,000.32</b>	<b>74,539,801.00</b>	<b>2,628,552,011.74</b>	<b>0.00</b>	<b>0.00</b>	<b>2,628,552,011.74</b>	<b>(101,552,011.42)</b>
MINISTRY OF MINES								
420	HEADQUARTERS	0.00	0.00	7,971,827.00	0.00	0.00	7,971,827.00	(7,971,827.00)
422	MINES DEPARTMENT	701,890,857.96	4,914,238.00	589,150,129.00	0.00	0.00	589,150,129.00	112,740,728.96
423	GEOLOGICAL SURVEY DEPART	3,904,854,906.00	474,644,492.00	4,868,481,561.00	0.00	0.00	4,868,481,561.00	(963,626,655.00)
<b>SubTotal</b>		<b>4,606,745,763.96</b>	<b>479,558,730.00</b>	<b>5,465,603,517.00</b>	<b>0.00</b>	<b>0.00</b>	<b>5,465,603,517.00</b>	<b>(858,857,753.04)</b>
<b>ECONOMIC SERVICES</b>		<b>352,922,237,430.72</b>	<b>40,928,563,956.56</b>	<b>439,759,786,404.55</b>	<b>0.00</b>	<b>0.00</b>	<b>439,759,786,404.55</b>	<b>(86,837,548,973.83)</b>
<b>SOCIAL SERVICES</b>								
MINISTRY OF EDUCATION								
140	MINISTRY OF EDUCATION	165,406,000,000.92	111,415,346,132.61	501,224,580,664.53	0.00	0.00	501,224,580,664.53	(335,818,580,663.61)
141	GES-HEADQUARTERS SERVICE	14,153,841,636.24	404,868,336,096.00	2,338,541,727,079.00	0.00	0.00	2,338,541,727,079.00	(2,324,387,885,442.76)
142	GES-SCHOOLS & REGIONAL SE	3,896,211,570,435.24	4,042,776.00	2,571,742,542,965.00	0.00	0.00	2,571,742,542,965.00	1,324,469,027,470.24
143	GES-SPECIAL SERVICES	17,511,587,929.08	0.00	14,843,732,514.00	0.00	0.00	14,843,732,514.00	2,667,855,415.08
145	GES-TERTIARY EDUCATION	797,699,000,000.28	0.00	691,926,112,290.03	0.00	0.00	691,926,112,290.03	105,772,887,710.25
<b>SubTotal</b>		<b>4,890,982,000,001.76</b>	<b>516,287,725,004.61</b>	<b>6,118,278,695,512.56</b>	<b>0.00</b>	<b>0.00</b>	<b>6,118,278,695,512.56</b>	<b>(1,227,296,695,510.80)</b>
MINISTRY OF YOUTH AND SPORTS								
150	MINISTRY OF YOUTH & SPORTS	9,017,845,921.08	101,142,556.00	7,964,849,654.74	0.00	0.00	7,964,849,654.74	1,052,996,266.34
<b>SubTotal</b>		<b>9,017,845,921.08</b>	<b>101,142,556.00</b>	<b>7,964,849,654.74</b>	<b>0.00</b>	<b>0.00</b>	<b>7,964,849,654.74</b>	<b>1,052,996,266.34</b>
MINISTRY OF HEALTH								



**FUNCTIONAL CLASSIFICATION OF EXPENDITURE BY HEADS AND ITEM**

**31-December-2006**

			<b>Cummulative GOG Budget To Date</b>	<b>Actual GOG For the Month</b>	<b>Cum Actual GOG</b>	<b>Actual HIPC For the Month</b>	<b>Cumm HIPC</b>	<b>Cumm HIPC &amp; GOG</b>	<b>Budget Variance G=A-C</b>
			<b>A</b>	<b>B</b>	<b>C</b>	<b>D</b>	<b>E</b>	<b>F</b>	
<b>ITEM 1</b>									
160	MINISTRY OF HEALTH		1,071,279,018,048.24	24,182,688,668.91	255,316,756,708.77	0.00	0.00	255,316,756,708.77	815,962,261,339.47
161	TERTIARY HEALTH SERVICES		102,921,076,272.00	26,395,809,210.00	321,587,925,071.78	0.00	0.00	321,587,925,071.78	(218,666,848,799.78)
162	GHANA HEALTH SERVICES		11,729,836,192.32	49,359,008,449.00	609,318,753,432.50	0.00	0.00	609,318,753,432.50	(597,588,917,240.18)
163	TERTIARY HEALTH SERVICES		18,158,774,179.80	4,051,200,379.00	49,323,189,702.42	0.00	0.00	49,323,189,702.42	(31,164,415,522.62)
164	REGIONAL HEALTH SERVICES		79,212,563,602.08	97,812,496.00	236,853,296,505.31	0.00	0.00	236,853,296,505.31	(157,640,732,903.23)
165	DISTRICT HEALTH SERVICES		419,595,731,705.88	108,140,593,626.00	823,437,403,399.15	0.00	0.00	823,437,403,399.15	(403,841,671,693.27)
<b>SubTotal</b>			<b>1,702,897,000,000.32</b>	<b>212,227,112,828.91</b>	<b>2,295,837,324,819.93</b>	<b>0.00</b>	<b>0.00</b>	<b>2,295,837,324,819.93</b>	<b>(592,940,324,819.61)</b>
<b>MINISTRY OF MANPOWER AND EMPLOYMENT</b>									
180	MINISTRY OF MANPOWER & EN		28,684,000,000.68	2,373,046,445.00	26,478,470,645.16	0.00	0.00	26,478,470,645.16	2,205,529,355.52
181	LABOUR DEPARTMENT		4,185,999,999.84	977,090,997.00	6,954,564,467.00	0.00	0.00	6,954,564,467.00	(2,768,564,467.16)
182	DEPARTMENT OF SOCIAL WEL		16,387,999,999.68	2,918,493,118.00	20,972,557,580.32	0.00	0.00	20,972,557,580.32	(4,584,557,580.64)
183	DEPARTMENT OF FACTORIES I		1,085,000,000.04	156,951,365.00	1,123,694,710.00	0.00	0.00	1,123,694,710.00	(38,694,709.96)
184	DEPARTMENT OF FACTORIES I		4,125,999,999.96	903,776,583.00	8,471,181,631.00	0.00	0.00	8,471,181,631.00	(4,345,181,631.04)
185	LABOUR COMMISSION		1,700,007,862.68	0.00	0.00	0.00	0.00	0.00	1,700,007,862.68
<b>SubTotal</b>			<b>56,169,007,862.88</b>	<b>7,329,358,508.00</b>	<b>64,000,469,033.48</b>	<b>0.00</b>	<b>0.00</b>	<b>64,000,469,033.48</b>	<b>(7,831,461,170.60)</b>
<b>NATIONAL COMMISSION ON CULTURE</b>									
608	NATIONAL COMMISSION ON CU		15,035,000,000.28	5,666,912,154.73	23,171,320,833.90	0.00	0.00	23,171,320,833.90	(8,136,320,833.62)
<b>SubTotal</b>			<b>15,035,000,000.28</b>	<b>5,666,912,154.73</b>	<b>23,171,320,833.90</b>	<b>0.00</b>	<b>0.00</b>	<b>23,171,320,833.90</b>	<b>(8,136,320,833.62)</b>
<b>NATIONAL MEDIA COMMISSION</b>									
370	CONTINGENCY		0.00	0.00	2,844,925,397.00	0.00	0.00	2,844,925,397.00	(2,844,925,397.00)
611	NATIONAL MEDIA COMMISSIO		265,717,125.60	81,876,217.00	819,223,347.00	0.00	0.00	819,223,347.00	(553,506,221.40)
<b>SubTotal</b>			<b>265,717,125.60</b>	<b>81,876,217.00</b>	<b>3,664,148,744.00</b>	<b>0.00</b>	<b>0.00</b>	<b>3,664,148,744.00</b>	<b>(3,398,431,618.40)</b>
<b>NATIONAL COMMISSION FOR CIVIC EDUCATION</b>									
602	NCCE		16,767,999,999.72	1,420,840,000.00	19,950,174,623.04	0.00	0.00	19,950,174,623.04	(3,182,174,623.32)
<b>SubTotal</b>			<b>16,767,999,999.72</b>	<b>1,420,840,000.00</b>	<b>19,950,174,623.04</b>	<b>0.00</b>	<b>0.00</b>	<b>19,950,174,623.04</b>	<b>(3,182,174,623.32)</b>
<b>MINISTRY OF WOMEN AFFAIRS</b>									
360	MINISTRY OF WOMEN AFFAIRS		523,776,853.56	125,783,599.00	828,187,183.00	0.00	0.00	828,187,183.00	(304,410,329.44)
370	CONTINGENCY		0.00	6,839,724,643.88	18,990,786,932.26	0.00	0.00	18,990,786,932.26	(18,990,786,932.26)
<b>SubTotal</b>			<b>523,776,853.56</b>	<b>6,965,508,242.88</b>	<b>19,818,974,115.26</b>	<b>0.00</b>	<b>0.00</b>	<b>19,818,974,115.26</b>	<b>(19,295,197,261.70)</b>
<b>SOCIAL SERVICES</b>			<b>6,691,658,347,765.20</b>	<b>750,080,475,512.13</b>	<b>8,552,685,957,336.91</b>	<b>0.00</b>	<b>0.00</b>	<b>8,552,685,957,336.91</b>	<b>(1,861,027,609,571.71)</b>
<b>INFRASTRUCTURE</b>									
<b>MINISTRY OF WORKS &amp; HOUSING</b>									
100	MINISTRY OF WORKS & HOUSI		19,109,460,213.36	4,824,456,433.45	19,142,798,894.62	0.00	0.00	19,142,798,894.62	(33,338,681.26)



**FUNCTIONAL CLASSIFICATION OF EXPENDITURE BY HEADS AND ITEM**

**31-December-2006**

			<b>Cummulative GOG Budget To Date</b>	<b>Actual GOG For the Month</b>	<b>Cum Actual GOG</b>	<b>Actual HIPC For the Month</b>	<b>Cumm HIPC</b>	<b>Cumm HIPC &amp; GOG</b>	<b>Budget Variance G=A-C</b>
			<b>A</b>	<b>B</b>	<b>C</b>	<b>D</b>	<b>E</b>	<b>F</b>	
<b>ITEM 1</b>									
102	PUBLIC WORKS DEPARTMENT		16,926,839,772.72	4,047,072,258.00	29,720,935,720.00	0.00	0.00	29,720,935,720.00	(12,794,095,947.28)
<b>SubTotal</b>			<b>36,036,299,986.08</b>	<b>8,871,528,691.45</b>	<b>48,863,734,614.62</b>	<b>0.00</b>	<b>0.00</b>	<b>48,863,734,614.62</b>	<b>(12,827,434,628.54)</b>
<b>MINISTRY OF ROADS &amp; TRANSPORT</b>									
110	MINISTRY OF ROADS AND TRA		31,026,194,230.08	6,724,123,726.00	65,180,794,369.00	0.00	0.00	65,180,794,369.00	(34,154,600,138.92)
283	TRANSPORT DEPARTMENT		5,962,507,614.00	1,954,097,136.08	5,717,155,356.67	0.00	0.00	5,717,155,356.67	245,352,257.33
<b>SubTotal</b>			<b>36,988,701,844.08</b>	<b>8,678,220,862.08</b>	<b>70,897,949,725.67</b>	<b>0.00</b>	<b>0.00</b>	<b>70,897,949,725.67</b>	<b>(33,909,247,881.59)</b>
<b>MINISTRY OF COMMUNICATIONS AND TECHNOLOGY</b>									
280	MINISTRY OF COMMUNICATIO		3,557,450,000.16	740,923,452.00	7,212,775,558.67	0.00	0.00	7,212,775,558.67	(3,655,325,558.51)
282	METEOROLOGICAL SERVICES DE		6,967,549,999.44	1,300,031,892.00	9,773,516,607.00	0.00	0.00	9,773,516,607.00	(2,805,966,607.56)
<b>SubTotal</b>			<b>10,524,999,999.60</b>	<b>2,040,955,344.00</b>	<b>16,986,292,165.67</b>	<b>0.00</b>	<b>0.00</b>	<b>16,986,292,165.67</b>	<b>(6,461,292,166.07)</b>
<b>INFRASTRUCTURE</b>			<b>83,550,001,829.76</b>	<b>19,590,704,897.53</b>	<b>136,747,976,505.96</b>	<b>0.00</b>	<b>0.00</b>	<b>136,747,976,505.96</b>	<b>(53,197,974,676.20)</b>
<b>PUBLIC SAFETY</b>									
<b>MINISTRY OF INTERIOR</b>									
200	MINISTRY OF INTERIOR HEADQ		24,652,999,999.68	2,680,741,525.00	30,956,686,175.92	0.00	0.00	30,956,686,175.92	(6,303,686,176.24)
201	GHANA POLICE SERVICE		196,003,299,999.84	29,780,774,210.00	302,790,792,013.11	0.00	0.00	302,790,792,013.11	(106,787,492,013.27)
202	GHANA PRISONS SERVICE		50,000,000,000.04	5,429,830,803.00	68,167,441,588.00	0.00	0.00	68,167,441,588.00	(18,167,441,587.96)
203	GHANA NATIONAL FIRE SERVI		60,000,000,000.00	8,846,394,068.00	98,317,678,059.00	0.00	0.00	98,317,678,059.00	(38,317,678,059.00)
204	GHANA IMMIGRATION		9,999,999,999.96	1,511,427,979.00	17,569,384,311.00	0.00	0.00	17,569,384,311.00	(7,569,384,311.04)
<b>SubTotal</b>			<b>340,656,299,999.52</b>	<b>48,249,168,585.00</b>	<b>517,801,982,147.03</b>	<b>0.00</b>	<b>0.00</b>	<b>517,801,982,147.03</b>	<b>(177,145,682,147.51)</b>
<b>JUDICIAL SERVICE</b>									
603	JUDICIAL SERVICE		70,000,448,610.00	8,703,681,437.00	104,541,564,027.00	0.00	0.00	104,541,564,027.00	(34,541,115,417.00)
<b>SubTotal</b>			<b>70,000,448,610.00</b>	<b>8,703,681,437.00</b>	<b>104,541,564,027.00</b>	<b>0.00</b>	<b>0.00</b>	<b>104,541,564,027.00</b>	<b>(34,541,115,417.00)</b>
<b>MINISTRY OF JUSTICE</b>									
300	JUSTICE HEADQUARTERS		5,961,903,999.96	2,530,967,469.00	7,905,523,104.78	0.00	0.00	7,905,523,104.78	(1,943,619,104.82)
301	ATTORNEY GENERAL DEPART		6,522,156,000.00	1,026,491,555.00	9,905,888,994.00	0.00	0.00	9,905,888,994.00	(3,383,732,994.00)
302	REGISTRAR'S GENERAL DEPAR		1,064,775,849.00	251,285,156.00	1,688,995,373.00	0.00	0.00	1,688,995,373.00	(624,219,524.00)
303	SERIOUS FRAUD OFFICE		4,798,779,750.00	0.00	3,781,742,149.29	0.00	0.00	3,781,742,149.29	1,017,037,600.71
<b>SubTotal</b>			<b>18,347,615,598.96</b>	<b>3,808,744,180.00</b>	<b>23,282,149,621.07</b>	<b>0.00</b>	<b>0.00</b>	<b>23,282,149,621.07</b>	<b>(4,934,534,022.11)</b>
<b>MINISTRY OF DEFENCE</b>									
370	CONTINGENCY		0.00	0.00	2,785,880,530.00	0.00	0.00	2,785,880,530.00	(2,785,880,530.00)
380	MINISTRY OF DEFENCE HEADQ		282,694,299,999.96	40,185,503,156.68	383,519,393,181.09	0.00	0.00	383,519,393,181.09	(100,825,093,181.13)
<b>SubTotal</b>			<b>282,694,299,999.96</b>	<b>40,185,503,156.68</b>	<b>386,305,273,711.09</b>	<b>0.00</b>	<b>0.00</b>	<b>386,305,273,711.09</b>	<b>(103,610,973,711.13)</b>



FUNCTIONAL CLASSIFICATION OF EXPENDITURE BY HEADS AND ITEM									
31-December-2006									
ITEM 1		Cummulative GOG Budget To Date A	Actual GOG For the Month B	Cum Actual GOG C	Actual HIPC For the Month D	Cumm HIPC E	Cumm HIPC & GOG F	Budget Variance G=A-C	
COMMISSION ON HUMAN RIGHTS & ADMIN. JUSTICE									
605	CHRAJ	19,511,300,000.04	2,107,609,489.60	18,613,719,761.52	0.00	0.00	18,613,719,761.52	897,580,238.52	
<b>SubTotal</b>		<b>19,511,300,000.04</b>	<b>2,107,609,489.60</b>	<b>18,613,719,761.52</b>	<b>0.00</b>	<b>0.00</b>	<b>18,613,719,761.52</b>	<b>897,580,238.52</b>	
<b>PUBLIC SAFETY</b>		<b>731,209,964,208.48</b>	<b>103,054,706,848.28</b>	<b>1,050,544,689,267.71</b>	<b>0.00</b>	<b>0.00</b>	<b>1,050,544,689,267.71</b>	<b>(319,334,725,059.23)</b>	
<b>TOTAL LESS CONTINGENCY</b>		<b>8,849,700,055,127.76</b>	<b>1,036,088,045,774.19</b>	<b>11,408,183,282,798.30</b>	<b>0.00</b>	<b>0.00</b>	<b>11,408,183,282,798.30</b>	<b>(2,558,483,227,670.53)</b>	
<b>*CONTINGENCY</b>		<b>0.00</b>	<b>6,839,724,643.88</b>	<b>24,621,592,859.26</b>	<b>0.00</b>	<b>0.00</b>	<b>24,621,592,859.26</b>	<b>(24,621,592,859.26)</b>	
<b>FINAL TOTAL INCL CONTINGENCY</b>		<b>8,849,700,055,127.76</b>	<b>1,042,927,770,418.07</b>	<b>11,432,804,875,657.60</b>	<b>0.00</b>	<b>0.00</b>	<b>11,432,804,875,657.60</b>	<b>(2,583,104,820,529.79)</b>	