



REPUBLIC OF GHANA

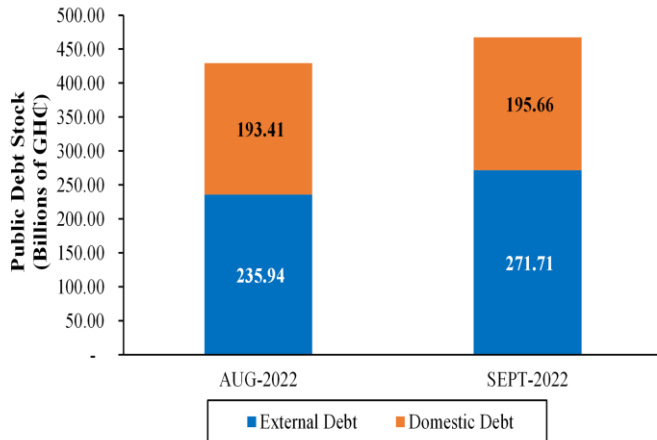
MINISTRY OF FINANCE

0MONTHLY PUBLIC DEBT NEWSLETTER

SEPTEMBER 2022 EDITION

Public Debt Highlights: Sept-2022

- Prov. Debt Stock** : **GHC467.37 bn**
Equivalent to : *US\$48.87 bn*
- Prov. Public Debt Stock to GDP : 75.90%**
o/w External Debt to GDP : *44.13%*
o/w Domestic Debt to GDP : *31.77%*
- Prov. Change in Public Debt Stock**
YTD : *32.74%*
YoY : *36.64%*
MoM : *8.86%*

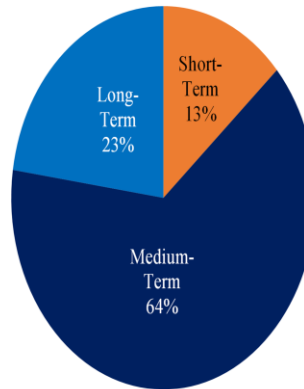


PROVISIONAL PUBLIC DEBT STOCK

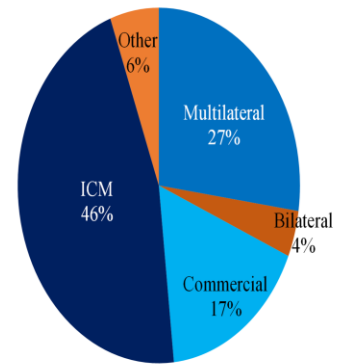
	AUG-2022		SEPT-2022	
	USD' MM	GHS' MM	USD' MM	GHS' MM
TOTAL PUBLIC DEBT	52,158.82	429,350.54	48,871.34	467,371.32
External Debt	28,662.28	235,936.45	28,412.13	271,713.71
Domestic Debt	23,496.54	193,414.10	20,459.21	195,657.61
EXTERNAL DEBT STOCK	28,662.28	235,936.45	28,412.13	271,713.71
Multilateral	7,939.62	65,355.76	7,757.44	74,186.72
Bilateral	1,232.19	10,142.89	1,190.12	11,381.44
Export Credits	877.65	7,224.42	877.37	8,390.59
Commercial	3,941.74	32,446.86	3,897.00	37,268.17
International Capital Market	13,119.86	107,997.44	13,103.87	125,316.21
Other Concessional	1,551.23	12,769.08	1,586.33	15,170.59
DOMESTIC DEBT STOCK	23,496.54	193,414.10	20,459.21	195,657.61
Short-Term Instruments	3,048.70	25,095.69	2,739.30	26,196.70
Medium-Term Instruments	14,975.52	123,272.50	13,009.63	124,415.00
Long-Term Instruments	5,388.49	44,355.91	4,638.14	44,355.91
Standard Loans	83.82	690.00	72.15	690.00

Source: Ministry of Finance

Domestic Debt, end Sept-2022



External Debt, end Sept-2022



- Total Debt Inflows** - **GHC8.23 bn**
o/w External Debt Disbursements - *GHC1.03 bn*
o/w Domestic Debt Issuances - *GHC7.20 bn*
- Total Principal Repayments** - **GHC6.53 bn**
o/w External Debt Repayments - *GHC0.52 bn*
o/w Domestic Debt Maturities - *GHC6.01 bn*

Disclaimer: The data herein are provisional. The Ministry reserves the right to revise the figures anytime new information becomes available.

