



REPUBLIC OF GHANA

MINISTRY OF FINANCE

MONTHLY PUBLIC DEBT NEWSLETTER

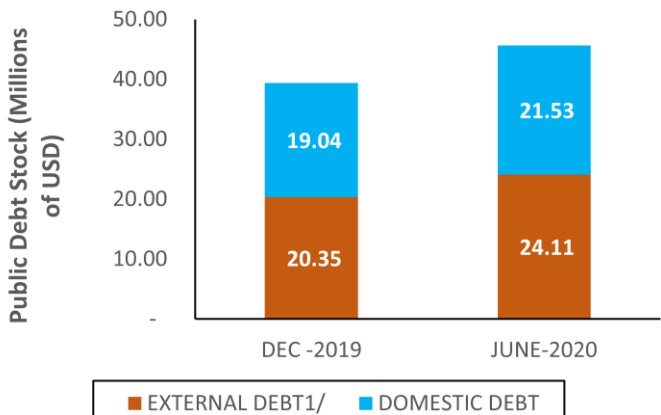
JULY 2020 EDITION

Public Debt Highlights: June-20

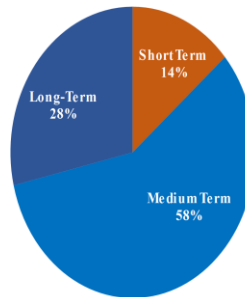
- Prov. Debt Stock : GH¢258.79bn
 - Equivalent to : US\$45.64bn
- Prov. Public Debt Stock to GDP : 67.51%
 - o/w External Debt to GDP : 35.66%
 - Domestic Debt to GDP : 31.85%
- Prov. Change in Public Debt Stock:
 - YTD : 15.87%
 - YoY : 17.41%
 - MoM : 0.22%

PROVISIONAL PUBLIC DEBT STOCK				
	MAY-2020		JUNE-2020	
	USD' MM	GHS' MM	USD' MM	GHS' MM
TOTAL PUBLIC DEBT1/	45,538.48	256,021.88	45,639.96	258,787.72
External Debt1/	24,045.04	135,183.63	24,109.07	136,703.23
Domestic Debt	21,493.44	120,838.25	21,530.90	122,084.49
EXTERNAL DEBT BY CREDITOR	24,045.04	135,183.63	24,109.07	136,703.23
Multilateral	7,725.50	43,433.51	7,810.76	44,288.59
Bilateral	1,191.80	6,700.42	1,204.32	6,828.76
Export Credits	989.41	5,562.55	978.55	5,548.58
Commercial	2,246.33	12,629.12	2,229.76	12,643.18
International Capital Market	10,231.08	57,520.17	10,231.08	58,012.29
Other Concessional	1,660.92	9,337.87	1,654.58	9,381.82
DOMESTIC DEBT STOCK	21,493.44	120,838.25	21,530.90	122,084.49
Short-Term Instruments	3,022.90	16,995.05	2,938.11	16,659.67
Medium-Term Instruments	12,211.14	68,652.25	12,405.90	70,343.93
Long-Term Instruments	6,238.45	35,073.21	6,166.12	34,963.14
Standard Loans	20.94	117.75	20.77	117.75

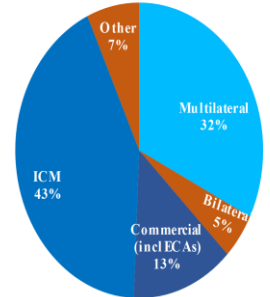
Source: Ministry of Finance



Domestic Debt - June 20



External Debt - June 20



- **Total Debt Inflows** - **GHS8.39bn**
 - o/w External Debt Disbursements - GHS0.51bn
 - Domestic Debt Issuances - GHS7.88bn
- **Total Principal Repayment** - **GHS7.09bn**
 - o/w External Debt Repayments - GHS0.44bn
 - Domestic Debt Maturities - GHS6.65bn

Disclaimer: The data herein are provisional. The Ministry reserves the right to revise the figures anytime new information becomes available.

